

ErgoSystem® + METRIC®

A life of barrier-free comfort



 FSB



Contents

2	Made in Brakel, Germany	19	Door levers for barrier-free homes and for fitting in hospitals
4	ErgoSystem® is the Number One choice for them all	20	Barrier-free fittings for Civic/Commercial applications
6	ErgoSystem® A100, E300 and METRIC®	23	ErgoSystem® E300
10	Anti-Infeciton Coating	24	Product Overview
12	ErgoSystem® E300 + METRIC®	27	Drop-down support rails
12	Materials and finishes	37	Grab rails and handrails
14	ErgoSystem® A100	47	Seats
14	Materials and finishes	55	Shower rails
16	Definable brightness reference values	65	Accessories
		85	ErgoSystem® A100
		86	Product Overview
		89	Drop-down support rails
		95	Grab rails and handrails
		103	Seats
		109	Shower rails
		117	Accessories
		125	METRIC® Bathroom accessories
		126	Product Overview
		127	Bathroom accessories
		137	Bonding technique
		139	ErgoSystem® + METRIC®
		140	Assembly and fixing methods
		148	Index
		150	Product Code index
		151	Digital catalogue
		152	Reference projects



Made in Brakel, Germany
It's in your hands.



FSB 1021 door handle



FSB 1244 window handle

When technology and design go hand in hand

FSB is a synonym the world over for visually and functionally compelling hardware solutions for doors and windows and barrier-free sanitary fit-outs. Our products are as functionally reliable as they are long-lasting and give you the peace of mind of knowing you made the right choice. We collaborate with renowned architects and designers from all over the world to deliver well-conceived, top-quality solutions, made in Brakel in eastern Westphalia and coordinated to suit all fitting scenarios. FSB caters to all aspects of handle culture in built space from a single source.

A symbiosis of certainty and sustainability – made in Germany

‘Sustainability’ signifies a product philosophy consistently geared towards the utmost in quality that is thus sustainable in the best sense of the word. Engineering and design are always rated as a function of the length of use of buildings. With FSB you are making a safe long-term and cost-effective investment. Our products are about creating buildings that continue to function properly over long periods and meet the specific needs of their users.

FSB is a member of the German Sustainable Building Council (DGNB) and a leader in ecologically responsible action and environmentally friendly production. Our ‘green history’ is evidenced by, among other things, validation in accordance with the EU Eco-Management and Audit Scheme, certification under ISO 14001 and ISO 50001, and environmental product declarations (EPD) for sustainable building. Our EPDs cover our complete range of over 25,000 products.

FSB is your guarantee of maximum planning certainty and sustainability building – made in Germany and putting a global idea to effect.

Made in Brakel  **Germany**



Products that transcend form and function

A door handle from FSB is the perfected interface between people and architecture, fitting perfectly into the individual interior design concept. Ergonomic form, material and surface quality come together to create an element that is pleasant to the touch and meets the highest technical standards down to the very last detail.

At FSB we create premium door handles, some of which are now even held in New York's Museum of Modern Art. After all, it takes more than a door to open up a room. FSB provides the perfect coordinated product solution for all established construction elements.

Convenience and safety in the bathroom with the ErgoSystem®

The barrier-free ErgoSystem® E300 in Stainless Steel and A100 in Aluminium is an impressive enhancement to the sanitary area. Common to both system segments is the fundamental notion, unique to the marketplace, of a diagonally aligned, oval grip cross-section that rigorously observes the ergonomics of good grip to deliver unparalleled convenience and dependable support.

A multi-award-winning design that pleases the discerning eye just as much as it does hands on rails proves that functional and ergonomic products can (or, in our view, must) also look good. ErgoSystem® also allows for any setting to be catered to.

We see ErgoSystem® as a 'design for all' concept that focuses on the needs of people from all age groups. The system's comprehensive range includes products tailor-made for those who simply desire a bit more convenience, products which, once used, they will never wish to do without again.

Hospitals, nursing schemes, halls of residence or luxury hotels: ErgoSystem® is the Number One choice for them all

Barrier freedom has long become a must for residential and nursing schemes that are up with the times. With its ErgoSystem®, FSB has just the solution for the most varied of operator and client requirements. That's down to an ideal mix of design, function and value-added. The system's inclusion in top-notch hotels as well as public and private buildings is graphic proof of this.

Just as you would expect from a brand whose design quality is cherished by the world's most noted architects, ErgoSystem® embodies a fundamental approach to design in which aesthetics and functionality do not conflict. There are, however, also planning, commercial and purely practical aspects that make it particularly easy to opt for ErgoSystem®.

Quality instils confidence

Enterprises devoted to healing or nursing do not solely define themselves in terms of the specialist functions they perform these days: the customer or patient also considers "soft" factors when choosing a clinic or nursing home. Pleasant surroundings and first-class service engender a wider sense of wellbeing that is suggestive of a high level of quality overall. The general setting has the subliminal effect of making people feel they will be well nursed and medically looked after. They are at the centre of things instead of being treated as just another "case". They are actively integrated into the healing process and this reinforces and motivates a feeling of selfsufficiency within.

Mobility and the ability to cope alone, notably in the sanitary sphere, are elemental prerequisites for this. ErgoSystem® helps facilitate these capabilities with the likes of flexibly deployable A-Flex components that act as an aid to coping alone when and wherever this is required. Far from shouting its clinical function out loud, it subtly blends in with the architecture around. Indeed, ErgoSystem® boasts a presence that makes it a prime candidate either for hotels or for use in the home, where it offers a great degree of convenience and comfort without in any way being obtrusive.

Safe, economical investment

Opting for what is at first glance the most cost-effective solution can soon prove to be an expensive blunder in the Public Project sector. Business managers do not draw the bottom line beneath investment costs alone, after all, but go on to calculate ongoing operating costs and the cost of servicing, maintenance and replacement procurement over a system's entire useful life. This is where ErgoSystem® scores heavily and generates significant savings.

We imbue our products with uncompromising quality and longevity to ensure the figures tally, derived in part from leading-edge production methods and the exclusive use of premium-quality parts. Use is made of extruded sections and CNCmilled components as well as of needleroller and sliding bearings for working parts – with perfectly matching dimensions in all cases. The metal-working expertise FSB has amassed over the past 135 years has yielded engineering solutions for which we are the envy of the trade: the 3-dimensionally curved oval tube for our grab rails is a speciality "made in Brakel" whose diagonal-oval cross-section guarantees unbeatable ergonomics for the act of gripping. ErgoSystem's function-driven, low-maintenance, economical design also manifests itself in the care and servicing it requires: dispensing with seams and joints in easily-soiled areas makes the system easier to clean. Neither do disinfectants harm its surface areas.

Superlative proven materials combine with timeless looks to transcend fads and trends and seamlessly blend in with any interior design scheme. Polished Stainless Steel is an alternative, moreover, to the standard chrome finishes in the sanitary sphere.


Bespoke requirements? As flexible to produce as it is to use!

Flexibility is guaranteed by a completely barrier-free system comprising more than 400 products that can be combined and added to in line with the application in hand. Flexibility is crucial from the moment a structure is planned and built. FSB can be of assistance in a solution-driven way in this respect. Handrails to exactly match a tiled section? Shower curtain rails to precisely run round alcoves or corners? Last-minute modifications due to planning errors or unforeseeable structural factors? This is where our bespoke project management comes into its own. With its aid we provide you with targeted support to prevent deadlines even threatening to become a problem: design, development, design engineering, tool making and product manufacture are all at the same address in Brakel – where a suitably dependable interlocutor awaits you.

All good reasons to go for value-added "made in Brakel" and the barrier-free ErgoSystem®. A list of those who have already done so is to be found from page 152.

Here's ErgoSystem® in action:

- 1 | Conseil National, Monaco
- 2 | The Dolder Grand Hotel ***** , Zürich
- 3 | Erich Kästner School, Oelde
- 4 | AZ Sint-Jan at Bruges
- 5 | St. Ansgar Hospital, Hörter
- 6 | Ventoux residential home for the elderly at Bruges
- 7 | University Hospital, Düsseldorf



Sanitary equipment

ErgoSystem® A100, E300 and METRIC®



Functional, ergonomic, visually appealing: ErgoSystem®

The multi-award-winning barrier-free ErgoSystem® E300 or A100 is a treat not only to the palm of the hand but also to the discerning eye. What's more, FSB also provides a range of attractive bathroom accessories with METRIC®.

ErgoSystem® E300

The ErgoSystem® E300 (E = Stainless Steel, 300 = 'high grade' / heavy duty) embodies peerless system depth, superior design and well-conceived functionality. Flexibility is guaranteed by this extensive system comprising more than 400 products made of satin matt or polished Stainless Steel of the highest quality. Stainless steel is extremely corrosion-resistant and also very easy to care for. An invisible passive layer also naturally forms on its

surface, allowing it to easily withstand cleaning agents and disinfectants. That's why it is the first choice especially for premium fixtures and fittings, such as those installed in optional service areas in hospitals, nursing homes and hotels – anywhere where high standards need to be met.

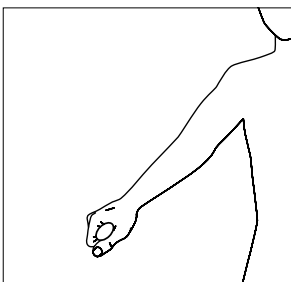
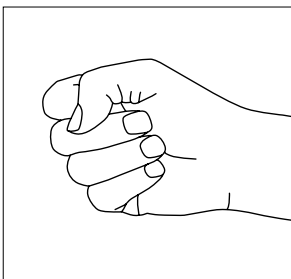
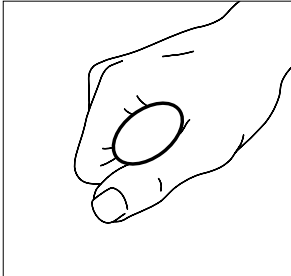
ErgoSystem® A100

The ErgoSystem® A100 (A = Aluminium, 100 = budget-friendly/heavy duty) scores high in terms of pricing, handling and coordinated interiors. The variable colour combinations mean that the system can be individually adapted to create a specific ambience – whether those combinations are tone-in-tone or chosen with specific attention to Light Reflectance Values. The powder-coated components made of premium Aluminium also feature impressive corrosion resistance. Installation

is easy and precise thanks to an assembly shoe concept with built-in compensation for lateral play of ± 2 mm.

METRIC®

Form follows elegance. Bathrooms have long since ceased to be purely functional rooms. The emphasis has shifted far more towards feeling good and pampering all of the senses. Well-designed accessories have a key part to play in this. METRIC® bathroom accessories are a joy to behold and look right in any setting, with their satin matt or polished Stainless Steel finishes. At the heart of this collection is a design concept based on geometric shapes. As an alternative to conventional screw fixing, FSB also offers a high-adhesion bonding technique that leaves no residues if removed.



FSB ErgoSystem®: unparalleled comfort and dependable support

When you've been making tools as extensions of the human hand for as long as FSB has, you come to learn a few things. The insights we've gained over the years have been incorporated in the development of the ErgoSystem®. For example, hands naturally fold around an oval shape when gripping.

Both the ErgoSystem® E300 and A100 feature a diagonally aligned oval grip cross-section that is unique to the marketplace. Such a grip design consistently follows the laws of grip ergonomics and delivers unparalleled comfort and dependable support. There is a difference between taking hold of an object and enclosing it. Enclosure involves the whole surface of the hand and hence a far more distributed transmission of force. We all resort to it instinctively whenever we have to support our own body weight.

The ideal grip shape is oval

An oval cross-section conforms particularly well to the laws governing the anatomy of the hand. The hand encloses the elliptical cross-section snugly. The effort is distributed evenly among all finger joints and optimum use is made of all joints of the hand including the wrist. As a result, far less force needs to be exerted by the hand to prevent loss of grip than with a circular cross-section. The oval is therefore the ideal shape for the grip cross-section of handles and rails and offers the greatest possible support, especially if it is rotated 45° to tilt forward diagonally. This shape and orientation follow the natural movement of the arm and grip of the hand as a person reaches out to take hold of something. The arm comes out in a diagonal motion from the shoulder and the hand encloses around the object, forming a sturdy triangle that connects the hand, shoulder and the area the person is standing on. As a result the force is able to be transmitted from the body through the arm to the hand with optimum effect.

Benefits at a glance



The ideal grip shape is oval

The unique elliptical design of the grip cross-section allows it to be firmly gripped



Custom production

Bespoke lengths and product variants at attractive prices



High durability

Suitable for constant daily use with no loss of function



Flexibility

Versatile solution for flexible, needsbased fit-outs with barrier-free, reversible components



Minimum exertion of force

Easy to handle thanks to ergonomic oval grip cross-sections, shower-head holders that can be operated with one hand and spring-assisted drop-down support rails



Made in Germany

FSB develops and manufactures its products exclusively in Brakel in eastern Westphalia



In-house tool manufacture

Speedy and flexible production



Award-winning

The Red Dot Design Award and ICONIC AWARD to name but two; selected products bear a CE marking, certified under DIN 18040





Just right for any bathroom or WC: the ErgoSystem® E300 and A100 ranges allow completely barrier-free solutions to be incorporated into any architectural scheme and into any setting. The ErgoSystem® boasts elegant formal attributes, variants in two attractive materials, a wealth of colour combinations, top-quality workmanship “made in Brakel, Germany” and, last but not least, an incomparable product depth that leaves nothing to be desired.



FSB Anti-Infection Coating + barrier-free FSB ErgoSystem®

Hygiene for sensitive areas



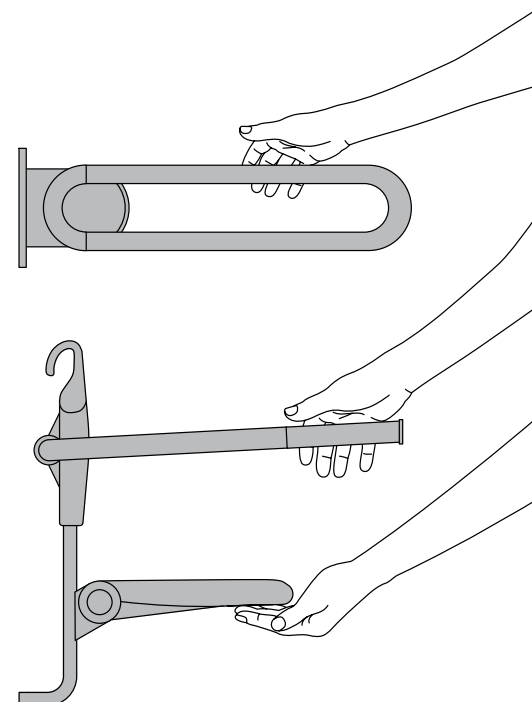
The handles and levers of FSB's barrier-free ErgoSystem® have been designed with a diagonal-oval cross-section that precisely conforms to the principles of grip ergonomics. That same precision was applied in designing the anti-bacterial FSB Anti-Infection Coating to meet the requirements for hygienically sensitive areas.

Handrails, handles and levers – but also any attachments and accessories found in sanitary facilities – are associated with a great potential risk of pathogen transmission. The ErgoSystem® literally has a good handle on cleanliness: the optional anti-bacterial coating should be used to treat all surfaces found in areas in which maximal hygiene is paramount. The FSB Anti-Infection Coating can be applied to Stainless Steel products of the ErgoSystem® E300 as well as the Aluminium products of the A100 line.

The ErgoSystem® fulfils customer expectations with its subtle design, extensive range of colour combinations and unrivalled system depth.


The handles and levers that can be treated with AIC include a number of different handrail combinations (e.g. for shower areas as well as hallways), angled rails, and handrails of various lengths, all of which conform to the NF P 99-611 standard. The handrail segments can be ordered in individual lengths up to a maximum length of 1250 mm, allowing them to be adapted to existing mounts or other special structural features.

More information on the products is available at www.fsb.de or contact your personal sales representative at www.fsb.de/contact



FSB Anti-Infection Coating (AIC)

at a glance



Tried and tested efficacy

FSB's Anti-Infection Coating eliminates 99.99% of multi-resistant pathogens. Its life-long antimicrobial efficacy has been certified in accordance with ISO 22 196 JIS Z 2801:2010.

For hygiene-sensitive areas

We recommend AIC in the first instance for hygiene-sensitive areas in hospitals and nursing institutions, though it suggests itself just as readily for public buildings, hotels, canteen kitchens or cruise liners.

For Stainless Steel and Aluminium

Products in both Stainless Steel and Aluminium – whether anodised or powder-coated in RAL colours – can be coated with AIC.

Double the cleanliness

AIC is a physiologically safe coating. Its biocompatibility has been tested and confirmed in accordance with DIN ISO EN 10 993-5.


Proven resistance

AIC is scratch-resistant in accordance with DIN EN ISO 1518 and guarantees abrasion resistance over at least 100,000 cycles. The coating is resistant to all standard cleaning agents and disinfectants.



ErgoSystem® E300 + METRIC®

Materials and finishes



In 1912, the Krupp company in Essen took out the first patents for a new material that was initially known as “Nirosta” or “V2a steel”. It soon made its mark in a wide variety of applications including container construction for the chemicals industry, structures used in the building of cars and aircraft as well as building materials and household appliances.

The generic term “Stainless Steel” now embraces over 100 separate rust and acid-resistant steels. We use chromiumnickel steel bearing Material No. 1.4301 under German standard DIN 17440 when making our builders hardware. It contains approx. 18% chromium and 8% nickel, an alloy that has been tried and tested in the builder’s trade.

Properties that speak for themselves

Stainless Steel is an excellent choice for bathrooms and sanitary areas because its surface is extremely corrosion-resistant, hardly shows knock and scratch marks however roughly treated, is virtually non-wearing even if in constant use, and – primarily by dint of the chrome and nickel additives in the alloy – is very easy to look after. An invisible passive layer forms on its surface that is even claimed to kill bacteria.

FSB supplies ErgoSystem® E300 in Stainless Steel Satin Matt (FSB 6204) and Polished Stainless Steel (FSB 6205). The stock Stainless Steel Satin Matt variant is particularly robust. Polished Stainless Steel is an environmentally friendly alternative to chrome-plated finishes and is produced to order.

Tough as you like: areas of application

We recommend ErgoSystem® E300 in Stainless Steel for all heavily frequented areas, notably public buildings, hospitals and old people’s/nursing homes, office buildings, ships, motorway service stations or parks and sports grounds – indeed, wherever people convene in large numbers and there is a need for easy-care hardware with a long service life.



Care? Easy!

Builder's hardware in Stainless Steel does not really need any looking after at all. Dirt marks can be removed with a damp cloth. Should signs of rust appear on outdoor hardware or that used in chlorinated swimming baths after a while, this is what is known as flash rust, which is external in origin as opposed to emanating from within the material and can be removed with vigorous rubbing.

Use should not be made of abrasive agents when cleaning ErgoSystem® E300 components in powder-coated Aluminium (brackets, fasteners etc.). These inevitably give rise to fine scratches and hence to a duller finish.

Brackets with custom coatings

FSB offers you the option of having any of the Aluminium components in its ErgoSystem® E300 range, which are coloured dark-grey as standard, coated to order in almost any RAL colour. ErgoSystem® E300 "public project" fitments can be made to blend in with or accentuate bespoke schemes in this way.

The combinations of Polished Stainless Steel (FSB 6524) with Silver Metallic and Stainless Steel Satin Matt (FSB 6424) with Silver Metallic are already popular.

Finishes

① ③ FSB 6204 Stainless Steel Satin Matt

② ④ FSB 6205 Polished Stainless Steel

ErgoSystem® A100

Materials and finishes



We produce ErgoSystem® A100 in eight different colour settings, coatings simultaneously being produced with differing degrees of brightness.

These range from matt (FSB 8224, 8849, 8803 and 8809) to high gloss (FSB 8220). The colour concept involved draws on five coatings that are either supplied in unicolour or can be combined with each other in defined configurations of component colours or else accentuated with the aid of components coated in Aluminium Grey. Handholds, handrails and the surfaces of utensils trays – i. e. components subject to constant loading either by being gripped hold of or having utensils placed on them – are always coated in one of the three unicolours. Brackets, assembly devices, working parts or, indeed, applications on the showerhead holder that are infrequently handled may additionally be refined with the accent colour Aluminium Grey Metallic

(FSB 8829, Satin Matt) in specified variants. The standard colour combination FSB 8810 comprises, for instance, a handrail in Anemone White (FSB 8220) and brackets in Oyster Grey (FSB 8803). Set out above are illustrative examples of the combined-colour products achievable under the scheme.

Surface quality

In particular, finishes on handholds, handrails and shelves and trays brought about by electrostatic powder coating (EPC) are far more resilient to cleansers, scratching or wear than conventional powders and procedures of a purely decorative persuasion. The powders used at FSB have their origins in facade construction – an area, after all, in which the most exacting demands are traditionally made of surfaces in the erection of facades or to account for climatic impacts. The matt colour shades

Oyster Grey (FSB 8803) und Anthracite Grey Metallic (FSB 8809) additionally boast above-average surface hardness and outstanding mechanical properties and can hence be recommended for barrier-free areas in which particularly high loadings are to be expected.

We can additionally coat any ErgoSystem® A100 product in a wide range of other RAL colours to suit a given project.



Finishes were tested to the following standards and methods:

– Resistance to commercial cleaning agents, corrosion (DIN EN ISO 6988), scratching (DIN EN ISO 1518-1*), abrasion (DIN EN 60068-2-70*)

– Adhesiveness of coating (DIN EN ISO 2409)

* Testing as laid down in the standard cited

Unicolour coatings

- ① FSB 8220 Anemone White, approximating to RAL 9016
- ② FSB 8224 Matt White, approximating to RAL 9016
- ③ FSB 8803 Oyster Grey, approximating to RAL 7040
- ④ FSB 8809 Anthracite Grey Metallic, approximating to RAL 7016
- ⑤ FSB 8849 Matt Black, approximating to RAL 9005

Combined coatings

- ⑥ FSB 8223:
Brackets/holder
FSB 8829 Aluminium Grey Metallic
Handrail/rail
FSB 8220 Anemone White
- ⑦ FSB 8810:
Brackets/holder
FSB 8220 Anemone White
Handrail/rail
FSB 8803 Oyster Grey
- ⑧ FSB 8811:
Brackets/holder
FSB 8829 Aluminium Grey Metallic
Handrail/rail
FSB 8809 Anthracite Grey Metallic



ErgoSystem® A100

Definable brightness reference values

Fitting the new combined-colour variants most notably makes for a greater play of contrast so as to have account to brightness reference values. Where, for instance, wall tiles in a colour similar to the silvery grey brackets are selected, hand and grab rails can nevertheless be made to clearly stand out in either Anemone White (FSB 8220) or Anthracite Metallic (FSB 8809). This is an utterly new approach that highlights rails and attachment devices. It thus allows the crucial plane of use and convenience to be lent even greater and targeted visual profile for the user – at the same time making day-to-day dealings with ErgoSystem® A100 even safer.

An analogous and similarly exciting design principle suggests itself for the white tiles still common, in care facilities in particular, whereby white brackets are combined with Oyster Grey rails (FSB 8810). It is possible in this way to ergonomically and functionally redefine colour schemes or, indeed, to utterly revitalise them by dint of a pure design idea. Whereas visible contrasts determined by brightness reference values are likely to hold sway in the Public Project sector, our colour concept opens up wholly new horizons for the planners and designers of interiors in the residential and sanitary spheres.

- ① FSB 8220
- ② FSB 8224
- ③ FSB 8810
- ④ FSB 8223
- ⑤ FSB 8803
- ⑥ FSB 8811
- ⑦ FSB 8809
- ⑧ FSB 8849

(Colours set out on page 15)



Door levers for barrier-free homes and for fitting in hospitals

- 19 Barrier-free fittings for Civic/
Commercial applications

Barrier-free fittings for Civic/Commercial applications

Door levers



True barrier freedom does not just involve the appropriate sanitary products. Using a space safely and conveniently is a process that begins at the door. We wouldn't be FSB if we failed to take account of the door fitting in sanitary settings.

We have also re-assessed traditional hardware solutions with an eye to barrier-free requirements. As a result, we are supplementing our ErgoSystem® with ergonomic door fittings.

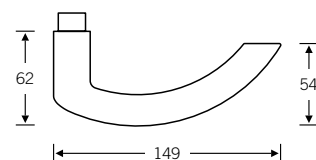
Benefits at a glance:

- Developed on the basis of scientific analyses
- Optimised sequences of movements during operation
- Easily retrofitted to existing doors
- Symmetrical both-way design provides firm support for operation by elbow
- Longer lever easier to reach with less effort exerted

You will find further information and a run-down of all XXL door levers from p. 612 onwards in FSB Manual 14 or at our website: www.fsb.de/digitalcatalogue

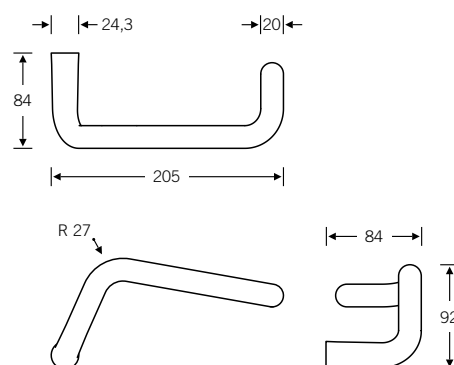
1119 

FSB 1119 incorporates insights gained by FSB in co-operation with the Fraunhofer Institute during scientific analyses on the design of a lever handle for large-leaf doors in hospitals. Whereas the utmost importance was given to the rigorous observance of ergonomic parameters when implementing the Ergo lever handle, considerations of style predominated in the case of FSB 1119. It was conceived by FSB's in-house designer Hartmut Weise, who also authored the ErgoSystem®.



1287 ■

A bent grip at an ideal height with an angled return-to-door: the new ergonomically designed door lever FSB 1287 can be comfortably operated by forearm – or, of course, by hand. The handle is just the job for fitting to heavily frequented doors in, for instance, hospitals, nursing homes, day nurseries, schools and other public buildings.



ErgoSystem® E300

24	Product Overview
27	Drop-down support rails
37	Grab rails and handrails
47	Seats
55	Shower rails
65	Accessories

Drop-down support rails

Wall-mounted/drop-down support rails

Page 28 ff.



Drop-down support rails A-Flex

Page 29



Backrest

Page 34



Armrest

Page 35



Supporting leg

Page 35



Push-button actuators

Page 36



Grab rails and handrails

Handrail combinations

Page 38 ff.



Storage trays

Page 40



Grab rail

Page 41



Angled rails

Page 41 f.



Non-rose grabrails

Page 43



Floor/wall-mounted support rail

Page 45



Seats

Suspended seats

Page 48 ff.



Tip-up shower seats

Page 51 ff.



A-Flex tip-up shower seat

Page 53



Free-standing stool

Page 54



Shower rails


Shower rails Page 57 ff.



Shower attachments Page 61



Shower curtain rails Page 62 ff.



Accessories

Utensils tray Page 66



Walking aid holder Page 66



Mug holder, soap holder Page 67



Soap dispenser Page 67



Tilting mirror Page 68



Wall mirror Page 69



Hand towel rail Page 71



Hand towel rails Page 72 f.



Hooks Page 74 ff.



Toilet-roll holders Page 77 f.



Toilet-brush set Page 79



Door stop Page 79



Splash guard holder Page 80




Safety belt Page 81



Holder for safety belt Page 81



27 Drop-down support rails

82 8224 

		L
⊙ 82 8224 06001	RH	600
⊙ 82 8224 06002	LH	600
⊙ 82 8224 07001	RH	700
⊙ 82 8224 07002	LH	700
⊙ 82 8224 08501	RH	850
⊙ 82 8224 08502	LH	850
⊙ 82 8224 09001	RH	900
⊙ 82 8224 09002	LH	900

Drop-down support rail
spring-loaded, ease of action adjustable

Compatible with TECE Gerontomodul or
TECEprofil 9.042.016, fastenings (product
code 82 8299 09033 0000) should be or-
dered separately

Custom lengths up to max. 900 mm can
be supplied

Tested to 200 kg

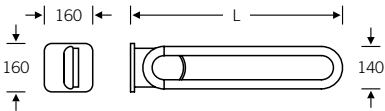
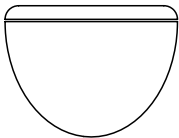


shown here: LH

Drop-down support rail
LH



Drop-down support rail
RH




fsb.de/828224

Fastenings supplied

All fittings marked with the symbols ⊙ ‘right-hand’ and ⊙ ‘lefthand’ need to be ordered and installed as righthand or lefthand variants respectively. Hands are determined looking towards the washstand/WC: the RH variant is to be fitted to the tight of the washstand/WC and vice versa.

Drop-down support rail

A-Flex

82 8224 



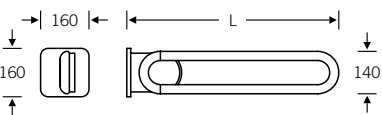
		L
⊙ 82 8224 06041	RH	600
⊙ 82 8224 06042	LH	600
⊙ 82 8224 07041	RH	700
⊙ 82 8224 07042	LH	700
⊙ 82 8224 08541	RH	850
⊙ 82 8224 08542	LH	850
⊙ 82 8224 09041	RH	900
⊙ 82 8224 09042	LH	900


Drop-down support rail A-Flex*
 spring-loaded, ease of action adjustable

Compatible with TECE Gerontomodul or TECEprofil 9.042.016, fastenings (product code 82 8299 09033 0000) should be ordered separately

Custom lengths up to max. 900 mm can be supplied

Tested to 200 kg



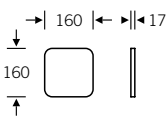
82 8227 



82 8227 00002 (incl. cover plate)
 82 8227 00003 (without cover plate)

A-Flex support plate
 for use with drop-down support rail 82 8224 0604. | 0704. | 0854. | 0904. or tip-up shower seat 82 8244 00001 and 82 8251 00001

All A-Flex components are fitted with anti-theft devices.



fsb.de/828224
fsb.de/828227

* Bearer plate 82 8227 is not included in the scope of delivery and should be ordered separately.

All fittings marked with the symbols ⊙ 'right-hand' and ⊙ 'lefthand' need to be ordered and installed as righthand or lefthand variants respectively. Hands are determined looking towards the washstand/WC: the RH variant is to be fitted to the tight of the washstand/WC and vice versa.

Drop-down support rail with function buttons

Fixing recommendations page 144
Specification texts: fsb.de/catalogue

82 8224 ■



Drop-down support rail with function buttons

RH:

82 8224 08503 (blue/yellow*, 1 of each)
82 8224 08505 (blue*, 1)
82 8224 08507 (yellow*, 1)
82 8224 08509 (red*, 1)
82 8224 08513 (red/white LED*)

LH:

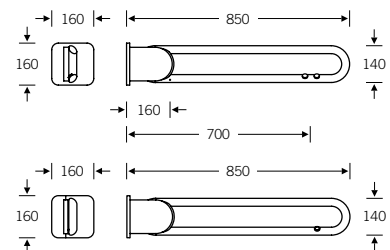
82 8224 08504 (blue/yellow*, 1 of each)
82 8224 08506 (blue*, 1)
82 8224 08508 (yellow*, 1)
82 8224 08510 (red*, 1)
82 8224 08514 (red/white LED*)

Compatible with TECE Gerontomodul or TECEprofil 9.042.016, fastenings (product code 82 8299 09033 0000) should be ordered separately

Length of cable from outlet 1,200 mm

Where the cabling is to be concealed, drop-down support rails can be supplied to order with conduits milled through the baseplate.

Tested to 200 kg

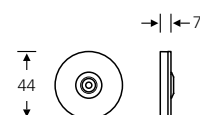


82 8248 ■



82 8248 00003

Surface-mounted cable box for drop-down support rail with function button




fsb.de/828224
fsb.de/828248

* blue = closer
yellow = closer
blue/yellow = closer
red = opener function
red/white = closer and opener function

All fittings marked with the symbols ☉ 'right-hand' and ☿ 'lefthand' need to be ordered and installed as righthand or lefthand variants respectively. Hands are determined looking towards the washstand/WC: the RH variant is to be fitted to the tight of the washstand/WC and vice versa.


Drop-down support rail for fitting side-on

82 8224 

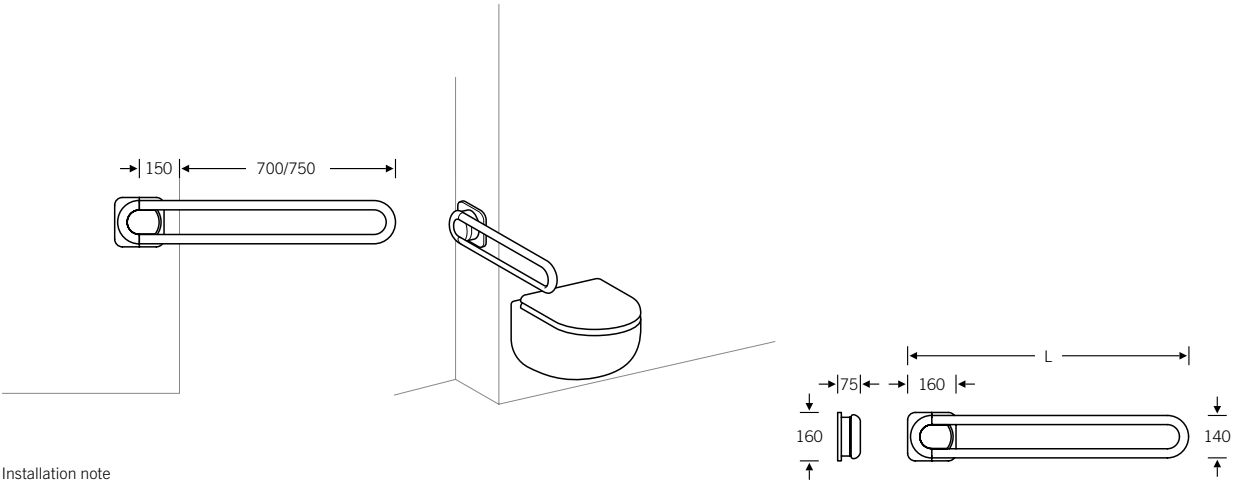
		L
⊙ 82 8224 07021	RH	930
⊗ 82 8224 07022	LH	930
⊙ 82 8224 09021	RH	980
⊗ 82 8224 09022	LH	980

Drop-down support rail
for fitting side-on to reduce utility shaft
widths for WC bowls projecting max.
550 mm

Tested to 200 kg



shown here: LH



82 8224 ■

		L
⊙ 82 8224 06011	RH	600
⊙ 82 8224 06012	LH	600
⊙ 82 8224 07011	RH	700
⊙ 82 8224 07012	LH	700

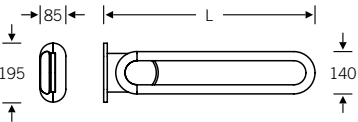
Drop-down support rail
spring-loaded, ease of action adjustable

Compatible with TECE Gerontomodul or
TECEprofil 9.042.011, fastenings (product
code 82 8299 09033 0000) should be
ordered separately

Tested to 200 kg



shown here: LH




fsb.de/828224

Fastenings supplied

All fittings marked with the symbols ⊙ ‘right-hand’ and ⊙ ‘lefthand’ need to be ordered and installed as righthand or lefthand variants respectively. Hands are determined looking towards the washstand/WC: the RH variant is to be fitted to the tight of the washstand/WC and vice versa.

Drop-down support rail with holder for safety belt

Fixing recommendations page 144
Specification texts: fsb.de/catalogue

82 8224 

		L
⊙ 82 8224 08531	RH	850
⊙ 82 8224 08532	LH	850
⊙ 82 8224 09031	RH	900
⊙ 82 8224 09032	LH	900

Drop-down support rail
engineered to receive the retention eyelets
on safety belt 82 8290 00016 00011

For safety belt 82 8290 00011,
see page 81

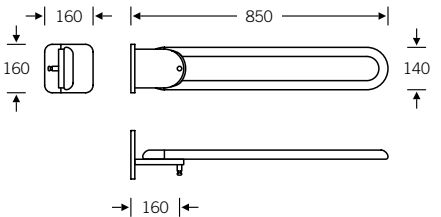
Compatible with TECE Gerontomodul or
TECEprofil 9.042.016, fastenings (product
code 82 8299 09033 0000) should be
ordered separately

Custom lengths 600 mm up to max.
900 mm can be supplied

Tested to 200 kg



shown here: RH



fsb.de/828224

All fittings marked with the symbols ⊙ ‘right-hand’ and ⊙ ‘lefthand’ need to be ordered and installed as righthand or lefthand variants respectively. Hands are determined looking towards the washstand/WC: the RH variant is to be fitted to the tight of the washstand/WC and vice versa.

for drop-down support rail

Fixing recommendations page 144
Specification texts: fsb.de/catalogue


82 8247 NEW | PUR

82 8247 00100 (for two drop-down
support rails)

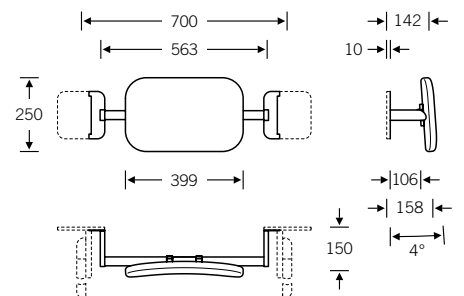
Backrest
for retrofitting to drop-down support rails

Cannot be combined with A-Flex drop-down support rails.

Drop-down support rails not included in scope of delivery



Shown here:
1 × backrest 82 8247
2 × drop-down support rail 82 8224



fsb.de/828247

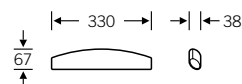
Armrest, toilet-roll holder, supporting leg for drop-down support rail

Fixing recommendations page 144
Specification texts: fsb.de/catalogue

82 8246 PUR

82 8246 00000

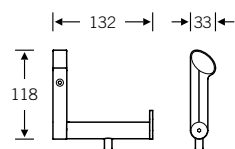
Armrest
for attachment to support and grab rails



82 8245 Plastic

82 8245 00000

Toilet-roll holder
for attachment to support
and grab rails



82 8228

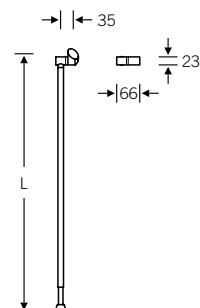
82 8228 00001 (RH)
82 8228 00002 (LH)

Supporting leg
for FSB drop-down support
rails, to increase the sup-
portable load by approx.
50 kg

Important note: not
suitable for public areas



shown here: LH



fsb.de/828246
fsb.de/828245
fsb.de/828228

Buttons

for drop-down support rail

Fixing recommendations page 144
Specification texts: fsb.de/catalogue

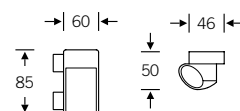
82 8248 Plastic

82 8248 00002

Radio-controlled push-button to actuate flushing of the toilet

Compatible with TECE, Geberit, Viega and others

Radio frequency 868.4 MHz



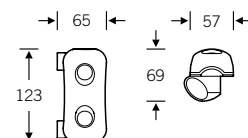
82 8248 Plastic

Bracket for push-button
for attachment to support and grab rails,
supplied without push-button

82 8248 00000 (for Mepa model)
82 8248 00001 (for Grohe model)


Further makes to order

shown here: Mepa Sanicontrol 860



fsb.de/828248

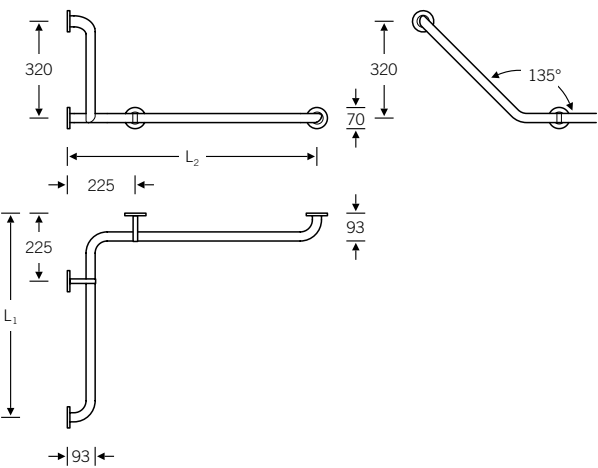
37 Grab rails and handrails

82 8213 

		L ₁	L ₂
82 8213 00101	RH	675	675
82 8213 00102	LH	675	675
82 8213 00201	RH	825	675
82 8213 00202	LH	675	825

Handrail combination

Suitable for suspended seat 82 8250,
see page 48 f.



fsb.de/828213

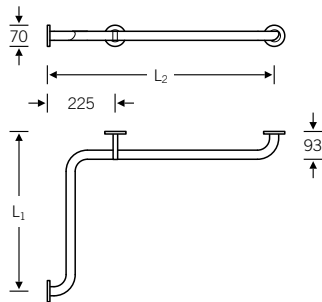
The handing of angled rails and handrail configurations relates to the view into the corner of the space: angled rails indicated as being 'lefthand' are for fitting to the lefthand wall from this perspective and vice versa.

82 8211 ■

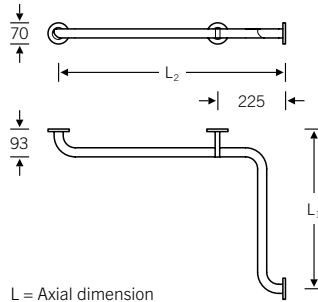


shown here: LH

righthanded variant



lefthanded variant



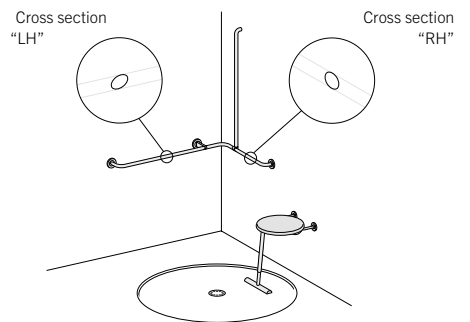
L = Axial dimension

		L ₁	L ₂
82 8211 00101	RH	528	750
82 8211 00102	LH	528	750
82 8211 00201	RH	528	975
82 8211 00202	LH	528	975
82 8211 00301	RH	750	750
82 8211 00302	LH	750	750

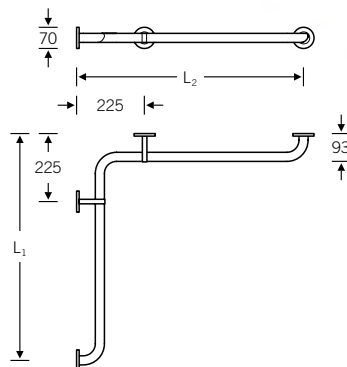
Handrail combination

Suspended seat in lefthand segment only
admissible with floor support (82 8250
00001, cf. page 48)

Tested to 200 kg



82 8212 ■



L = Axial dimension

		L ₁	L ₂
82 8212 00100		750	750
82 8212 00200		975	975
82 8212 00201	RH	750	925
82 8212 00202	LH	925	750
82 8212 00301	RH	750	1125
82 8212 00302	LH	1125	750

Handrail combination

Suitable for suspended seat 82 8250,
see pages 48 f.

Tested to 200 kg

U-shaped handrail combination available
to order



Handrail combination

Storage trays

Fixing recommendations page 144
Specification texts: fsb.de/catalogue

82 8214 ■

82 8214 00301 (RH)
82 8214 00302 (LH)

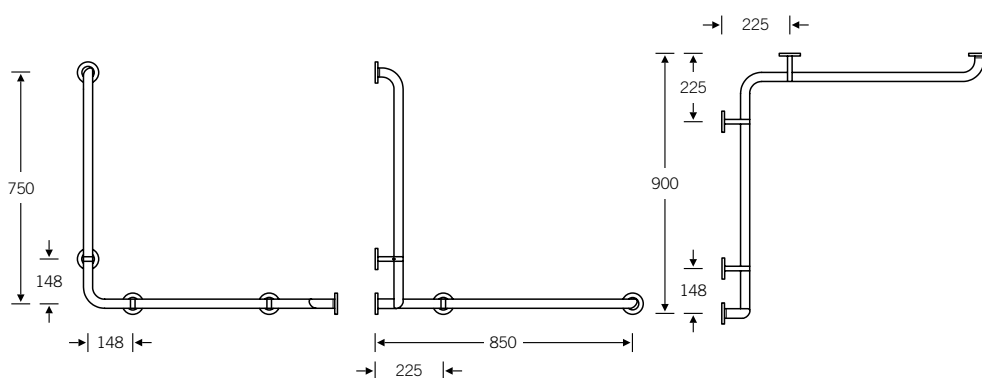
Handrail combination

Suitable for suspended seat 82 8250,
see pages 48f.

Tested to 100 kg



shown here: LH



82 8260

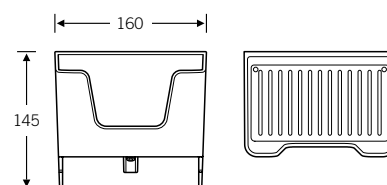

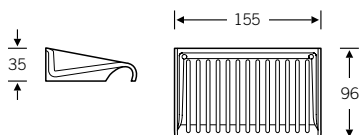
82 8260 00039

Plastic storage tray

82 8260

82 8260 00059 8122 (black)
82 8260 00059 8220 (white)

Theft-resistant clip-on plastic
storage tray



fsb.de/828214
fsb.de/828260

Grab rail

Angled rail

Fixing recommendations page 144
Specification texts: fsb.de/catalogue

82 8201 ■



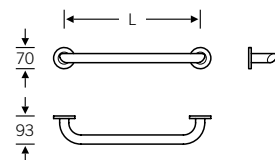
82 8201 03000 (L = 300 mm)
82 8201 04500 (L = 450 mm)
82 8201 06000 (L = 600 mm)
82 8201 09000 (L = 900 mm)

Grab rail

Suitable for suspended seat 82 8250,
see page 48 f.

Custom lengths can be supplied to order.
An additional bracket is required given
lengths > 900 mm to facilitate fitting a
hook-over seat.

Tested to 200 kg



82 8202 ■

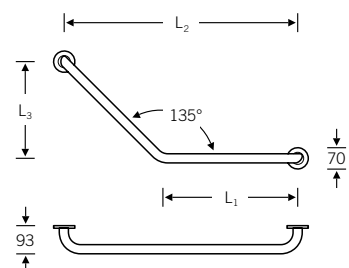


	L ₁	L ₂	L ₃
82 8202 05120	300	512	210
82 8202 07720	450	772	320

Angled rail

with sides of equal length, can be fitted to
point either to the right or left

Tested to 200 kg



fsb.de/828201
fsb.de/828202

The handing of angled rails and handrail
configurations relates to the view into the
corner of the space: angled rails indicated
as being 'lefthand' are for fitting to the
lefthand wall from this perspective and
vice versa.

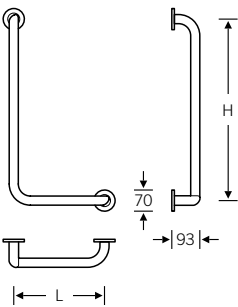
82 8203



shown here: LH

		L	H
82 8203 03000		300	300
82 8203 06001	RH	300	600
82 8203 06002	LH	300	600

Angled rail



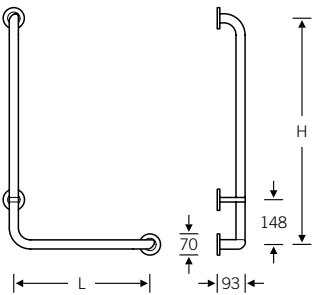
82 8210



shown here: LH

		H	L
82 8210 00201	RH	1048	450
82 8210 00202	LH	1048	450
82 8210 00301	RH	1198	600
82 8210 00302	LH	1198	600
82 8210 00401	RH	750	500
82 8210 00402	LH	750	500

Angled rail



fsb.de/828203
fsb.de/828210

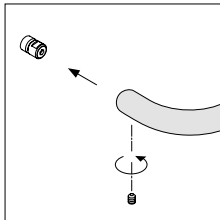
The handing of angled rails and handrail configurations relates to the view into the corner of the space: angled rails indicated as being 'lefthand' are for fitting to the lefthand wall from this perspective and vice versa.

Rose-less grab rail

Rose-less angled rail

Fixing recommendations page 144
Specification texts: fsb.de/catalogue

82 8201  NEW

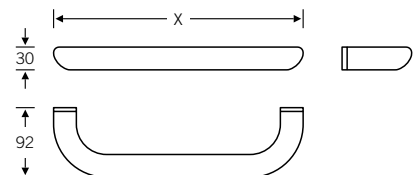



82 8201 13000 (L = 300 mm)
82 8201 14500 (L = 450 mm)
82 8201 16000 (L = 600 mm)
82 8201 19000 (L = 900 mm)

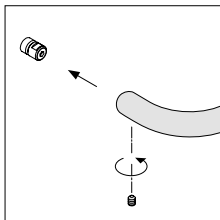
Rose-less grab rail

Suitable for hook-over seat 82 8250,
Custom solutions available to order.

Tested in-house to 200 kg



82 8202  NEW

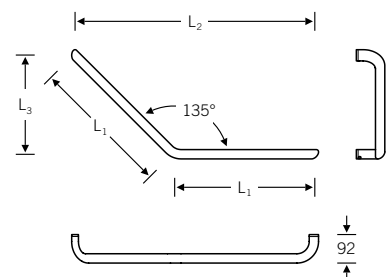


	L ₁	L ₂	L ₃
82 8202 15120	300	512	210
82 8202 17720	450	772	320


Rose-less angled rail

with sides of identical length, the angled rail can be fitted to point to either the left or right

Tested in-house to 200 kg



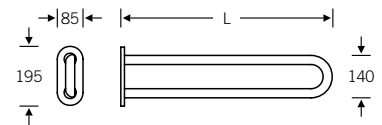
fsb.de/828201
fsb.de/828202


82 8221 

82 8221 06000 (L = 600 mm)
82 8221 07000 (L = 700 mm)

Wall-mounted support rail

non-handed

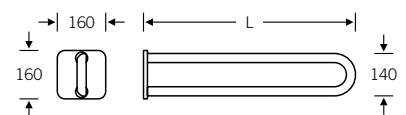



82 8222 

82 8222 07000 (L = 700 mm)
82 8222 08500 (L = 850 mm)
82 8222 09000 (L = 900 mm)

Wall-mounted support rail

non-handed



fsb.de/828221
fsb.de/828222

Fastenings supplied

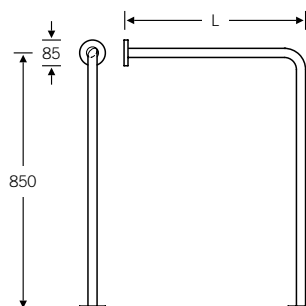
82 8225 ■

		L
⊙ 82 8225 06001	RH	600
⊙ 82 8225 06002	LH	600
⊙ 82 8225 07001	RH	700
⊙ 82 8225 07002	LH	700

Floor/wall-mounted support rail



shown here: LH



fsb.de/828225

All fittings marked with the symbols ⊙ 'right-hand' and ⊙ 'lefthand' need to be ordered and installed as righthand or lefthand variants respectively. Hands are determined looking towards the washstand/WC: the RH variant is to be fitted to the right of the washstand/WC and vice versa.

47 Seats

Suspended seat for grab rails

Fixing recommendations page 144
Specification texts: fsb.de/catalogue

82 8250  Seat section in PUR

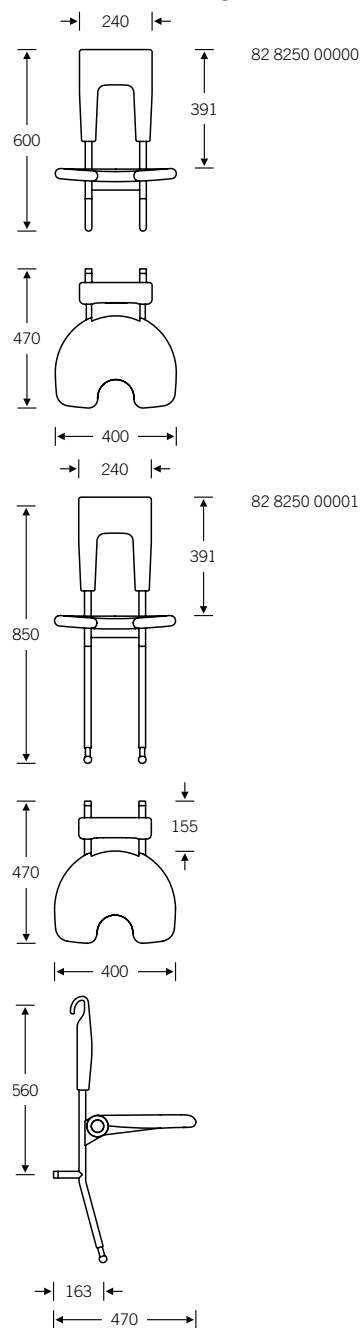


82 8250 00000 (wall-mounted support)
82 8250 00001 (wall/floor-mounted support)

Suspended seat for grab rails

Suspended seat for grab rails (min. length 450 mm), with spring-supported tip-up mechanism and gripping volume towards top of backrest

Seat tested to 225 kg



fsb.de/828250

Suspended seats

with angular pan, with raised pan

Fixing recommendations page 144
Specification texts: fsb.de/catalogue

82 8253  NEW | Seat section in PUR

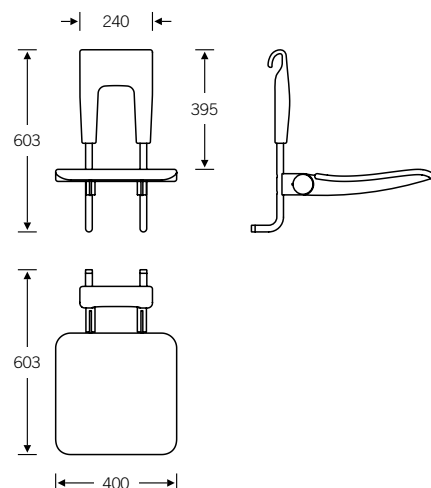


82 8253 00000 8800

Suspended seat for grabrails

Lengths of 450 mm upwards, with spring-assisted tip-up mechanism and gripping volume towards the top of the backrest, broad seat pan with no hygiene aperture

Seat tested to 225 kg



82 8250  Seat section in PUR

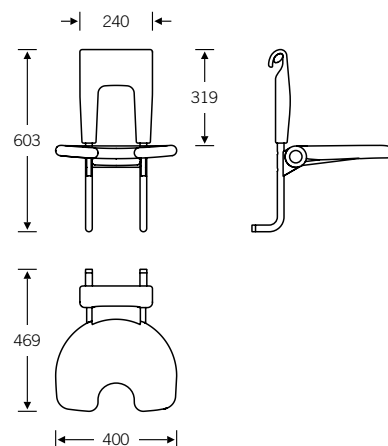


82 8250 01000 8800

Suspended seat for grabrails

Lengths of 450 mm upwards, height 750 mm, with spring-assisted tip-up mechanism and gripping volume towards the top of the backrest

Seat tested to 225 kg



fsb.de/828253
fsb.de/828250

Suspended seat with armrest

Fixing recommendations page 144
Specification texts: fsb.de/catalogue

82 8250  Seat section in PUR

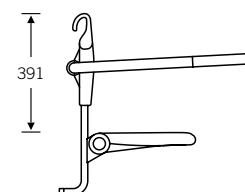
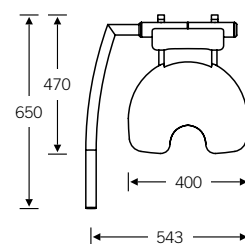
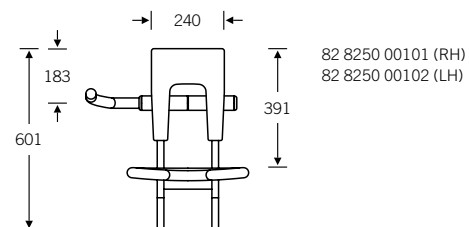
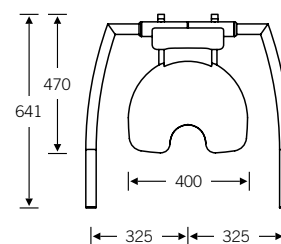
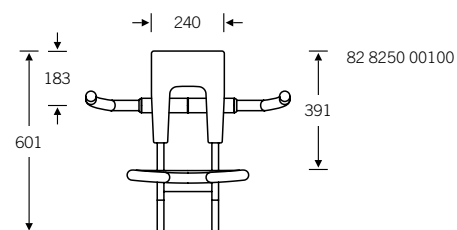


shown here: LH

82 8250 00100 (armrests on both sides)
82 8250 00101 (armrest RH)
82 8250 00102 (armrest LH)

Suspended seat wall-supported like 82 8250 00000 but with armrests on one or both sides

Seat tested to 225 kg,
max. loading for armrest 50 kg



fsb.de/828250

Tip-up shower seat with straight-sided seat section

Fixing recommendations page 144
Specification texts: fsb.de/catalogue

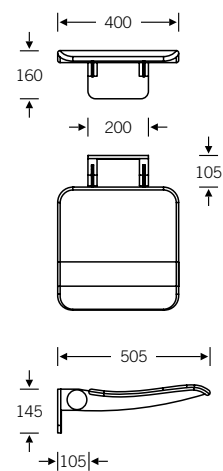
82 8251  Seat section in PUR

82 8251 00000

Tip-up shower seat with straight-sided seat section

A-Flex model 82 8251 00001 for flexible installation in, for instance, hotels or private wards, cf. page 53


Seat tested to 225 kg



fsb.de/828251

Tip-up shower seat with rotating seat section

Fixing recommendations page 144
Specification texts: fsb.de/catalogue

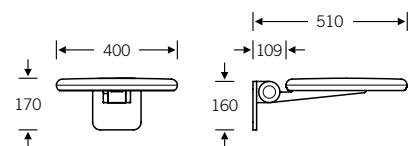
82 8244  Seat section in PUR

82 8244 00000

Tip-up shower seat with rotating seat section

A-Flex model 82 8244 00001 for flexible installation in, for instance, hotels or private wards, cf. page 53

Seat tested to 225 kg



fsb.de/828244

Tip-up shower seats

A-Flex

Fixing recommendations page 144
Specification texts: fsb.de/catalogue

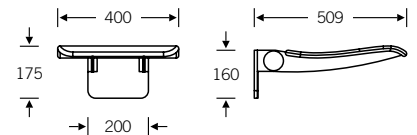
82 8251  Seat section in PUR

82 8251 00001

A-Flex tip-up shower seat
with straight-sided seat section

Bearer plate 82 8227 (cf. page 29) is
not included in the scope of delivery
and should be ordered separately.

Seat tested to 225 kg



82 8244  Seat section in PUR

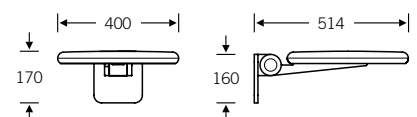
82 8244 00001

A-Flex tip-up shower seat
with rotating seat section

with ball bearings and roller brake

Bearer plate 82 8227 (cf. page 29) is
not included in the scope of delivery
and should be ordered separately.

Seat tested to 225 kg



fsb.de/828251
fsb.de/828244

82 8243  Seat section in PUR

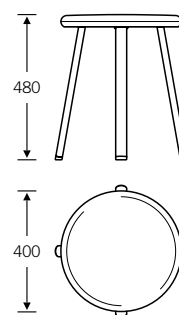


82 8243 00000

Free-standing stool
with rotating seat

The free-standing stool has a rotating seat
and provides a high degree of comfort in
bathrooms and changing areas.

Max. loading 350 kg

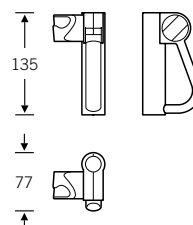


55 Shower rails



The shower-head holder makes for convenient showering: it combines an ergonomically fashioned stirrup handle that is safe and easy to operate without any turning action involved and features a maintenance-free, continuously adjustable height and tilt mechanism.

The shower-head holder can be effortlessly adjusted with one hand – leaving the other free at all times and giving the user the opportunity to, for instance, hold on to a grab rail.




reddot design award
winner 2008

Innovationspreis
architecture + health



Shower rail with shower attachment

Fixing recommendations page 144
Specification texts: fsb.de/catalogue

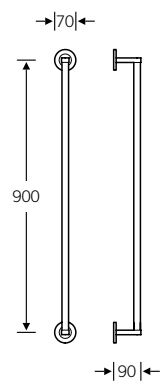
82 8260 

82 8260 00076 (L = 900 mm,
max. loading 60 kg,
as per DIN 18 040)

Shower rail with shower-head holder for
wall mounting, includes shower attach-
ment and hose (1,600 mm)

Differing lengths can be supplied either to
take account of the tiling grid, to use/ con-
ceal existing boreholes or as specifically
desired by the customer. Please send us a
dimensioned sketch for this purpose.

For optional shower attachment with
2,000 mm hose, please order products
individually.



fsb.de/828260

Shower rail with shower attachment

Fixing recommendations page 144
Specification texts: fsb.de/catalogue

82 8258 ■



82 8258 01048 (L = 1048 mm,
max. loading 60 kg,
as per DIN 18 040)

82 8258 01198 (L = 1198 mm,
max. loading 60 kg,
as per DIN 18 040)

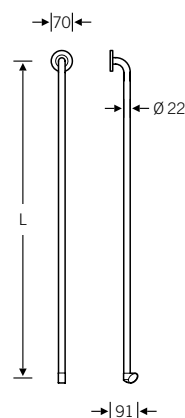
Shower rail
with shower-head holder for attachment
to grab rails and handrail combinations,
includes shower attachment and hose
(1,600 mm)

Differing lengths can be supplied either
to take account of the tiling grid, to use/
conceal existing boreholes or as specifical-
ly desired by the customer. Please send
us a dimensioned sketch for this purpose.



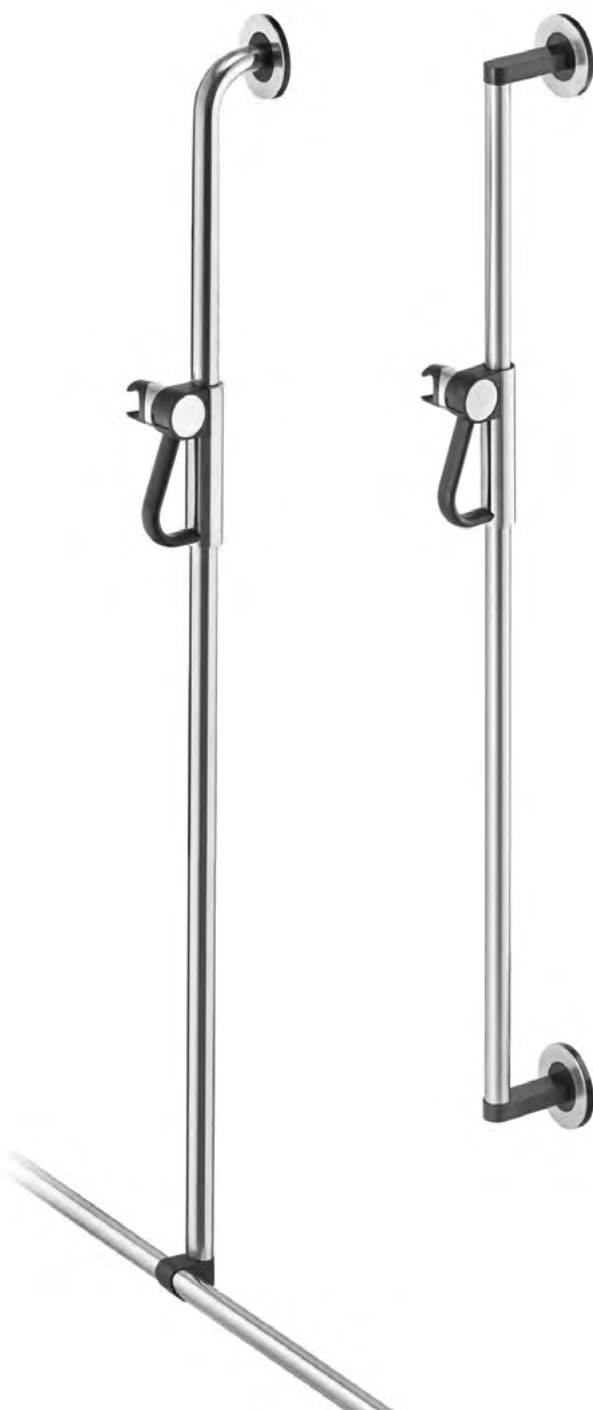
The rail is fixed in position using the dou-
ble-sided adhesive strip supplied, which
is inserted between the plastic connector
and the oval tube during assembly. For
matching grab rails and handrail combina-
tions (not included in the scope of delivery)

For optional shower attachment with
2,000 mm hose, please order products
individually.



fsb.de/828258

82 8239 | 82 8260 ■



82 8239 01048 (L = 1048 mm,
max. loading 60 kg,
as per DIN 18 040)

82 8239 01198 (L = 1198 mm,
max. loading 60 kg,
as per DIN 18 040)

82 8239 11048 (L = 1048 mm, can also
be used as a grab rail,
max. loading 100 kg)

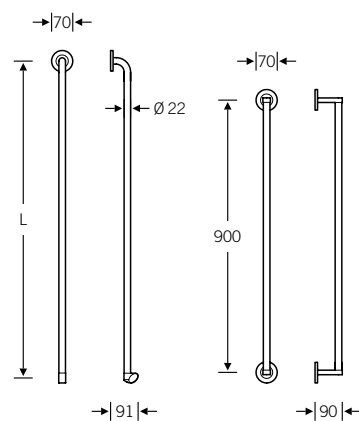
82 8239 11198 (L = 1198 mm, can also
be used as a grab rail,
max. loading 100 kg)

Shower rail
with shower-head holder for attachment to
grab rails and handrail combinations (not
included in the scope of delivery)

82 8260 00050 (L = 900 mm, max. loading
60 kg, as per DIN 18 040)

82 8260 00072 (L = 900 mm, can also
be used as a grab rail,
max. loading 100 kg)

Shower rail
with shower-head holder for wall mounting




82 8239

82 8260 00050 | 82 8260 00072

fsb.de/828239
fsb.de/828260

Shower rails anti-ligature

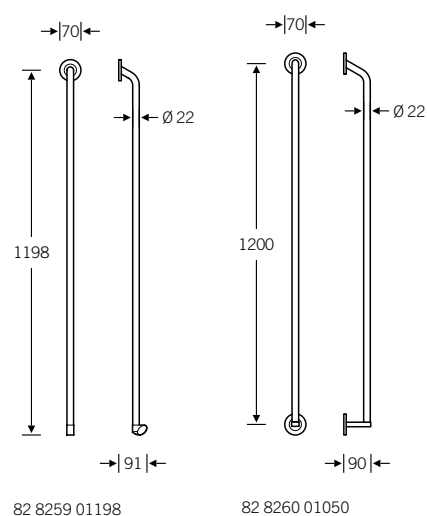
Fixing recommendations page 144
Specification texts: fsb.de/catalogue

82 8259 | 82 8260 

82 8239 01198 (L = 1198 mm,
max. loading 60 kg,
as per DIN 18 040)
82 8260 01050 (L = 1200 mm,
for wall mounting,
max. loading 60 kg,
as per DIN 18 040)

Shower rail
with shower-head holder for attachment to
grab rails and handrail combinations

Anti-ligature variant



Shower attachments

Shower hose

Fixing recommendations page 144
Specification texts: fsb.de/catalogue

82 8290



82 8290 00054

Shower attachment
with triple jet setting, viz. Relaxing, Refreshing, EcoFlow, G 1/2 hose connection,
flow rate 14 l/min measured at a pressure
of 3 bar

82 8290



82 8290 00055 (low-aerosol)
82 8290 00056 (low-aerosol,
disinfectable)

Shower attachment
low-aerosol, with ergonomically shaped,
rotatable handle for flexible handling,
thermal disinfection, soft laminar jet,
flow rate 12 l/min measured at a pressure
of 3 bar

82 8290

82 8290 00057 (L = 1600 mm)
82 8290 00058 (L = 2000 mm)

Shower hose

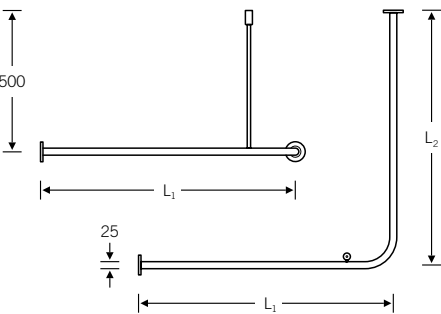
82 8238 



	L ₁	L ₂
82 8238 01000 (16 hooks)	1000	1000
82 8238 01200 (24 hooks)	1200	1200
82 8238 01500 (24 hooks)	1500	1500

Angled shower curtain rail with hooks
(ceiling connector and rail can be a on site, though warranty claims then become void)

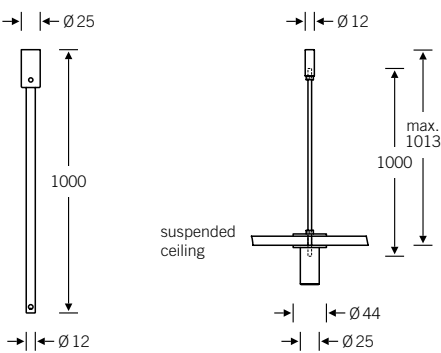
Please note: two curtains are required for angled shower curtain rails



82 8248 | 82 8299

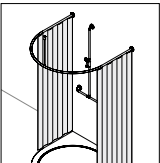
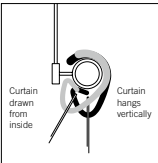
82 8248 01000
Single ceiling connector for shower curtain rail, 1000 mm (can be shortened on site)

82 8299 0012
Ceiling connector for suspended ceilings (can be shortened on site)



82 8248 01000 82 8299 00012

fsb.de/828238
fsb.de/828248
fsb.de/828299



The curtain hooks do not catch on the ceiling attachment even under single-handed operation. Curtain rails of “U” shape or with radii to order. Curtain hooks black as standard. Available in white to order.

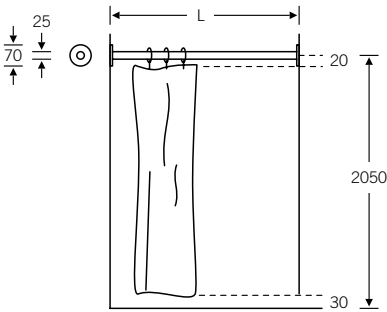
82 8234 



- 82 8234 00900 (L = 900 mm, 8 hooks)
- 82 8234 01200 (L = 1200 mm, 16 hooks)
- 82 8234 01500 (L = 1500 mm, 16 hooks)
- 82 8234 01800 (L = 1800 mm, 16 hooks)

Shower curtain rail
with curtain hooks for alcoves (can be
shortened on one side on site)

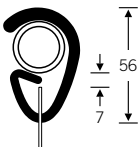
The distance between rail centre and cur-
tain is 20 mm and that between the bottom
of the curtain and the floor ought to be
30 mm, cf. example shown.



82 8290

82 8290 00005 8100

Spare black curtain hook



82 8237 Textile

	B	H
82 8237 11200	1200	2000
82 8237 11800	1800	2000
82 8237 12400	2400	2000

Shower curtain
white, washable at 60°

100 % polyester, with eyelets, weighted
tape in hem roll, fungicide, antibacterial,
antistatic, disinfectable, shower-tight

fsb.de/828234
fsb.de/828290
fsb.de/828237

Shower curtain rails available to order with
custom dimensions and curtains in inflam-
mable material.

The on-site shortening of, for instance,
curtain rails renders all warranty claims
null and void.

Shower curtain rails
anti-ligature

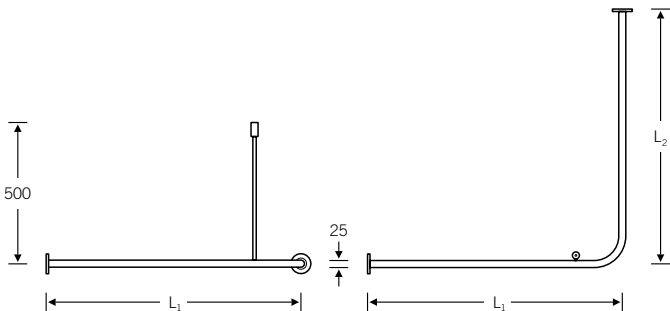
82 8235 ■



	L ₁	L ₂
82 8235 01000 (16 hooks)	1000	1000
82 8235 01200 (24 hooks)	1200	1200
82 8235 01500 (24 hooks)	1500	1500

Angled shower curtain rail with hooks and ceiling connector 500 mm (can be shortened on site, rail cannot be shortened on site)

Anti-ligature variant due to reusable click-in mechanism on the ceiling connector



82 8233 ■

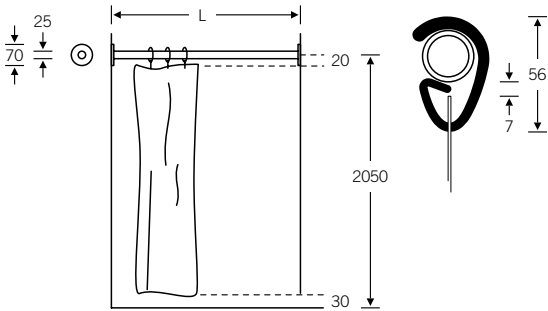


- 82 8233 00900 (L = 900 mm, 8 hooks)
- 82 8233 01200 (L = 1200 mm, 16 hooks)
- 82 8233 01500 (L = 1500 mm, 16 hooks)
- 82 8233 01800 (L = 1800 mm, 16 hooks)

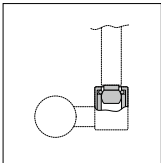
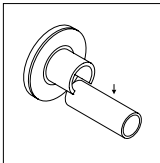
Shower curtain rail
with curtain hooks for alcoves

Anti-ligature variant due to reusable click-in mechanism on the ceiling connector (rail cannot be shortened on site)

The distance between rail centre and curtain is 20 mm and that between the bottom of the curtain and the floor ought to be 30 mm, cf. example shown.



fsb.de/828235
fsb.de/828233



A dedicated click-in mechanism is designed to fail when subjected to loads of approx. 25 kg upwards. It can be reinstalled.

65 Accessories

Utensils tray

Walking aid holder

Fixing recommendations page 144
Specification texts: fsb.de/catalogue

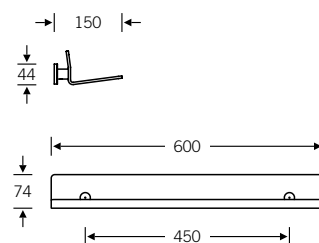
82 8260 ■



82 8260 00015

Utensils tray
sloping slightly downwards towards the wall and with textured plastic surface to help hold items in place

Shelf surface area 600 × 110 mm

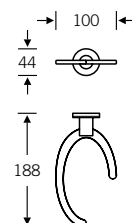


82 8260 ■



82 8260 00033

Walking aid holder
for universal positioning and use in the home



fsb.de/828260

FSB's METRIC® line of accessories is to be found on page 125 ff.

Mug holder, soap holder

Soap dispenser

Fixing recommendations page 144
Specification texts: fsb.de/catalogue

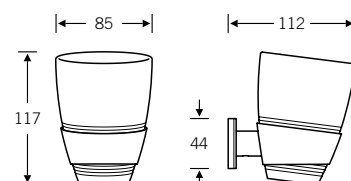
82 8260 ■



82 8260 00041

Mug holder with plastic mug

Beaker in polycarbonate/ABS, removable



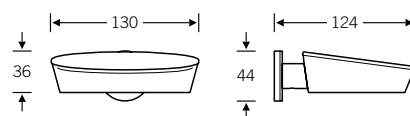
82 8260 ■



82 8260 00040

Soap holder with plastic soap dish

Soap dish in polycarbonate/ABS, removable



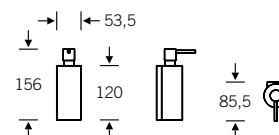
82 8260



82 8260 00075

Soap dispenser

Soap container refillable, holds 150 ml



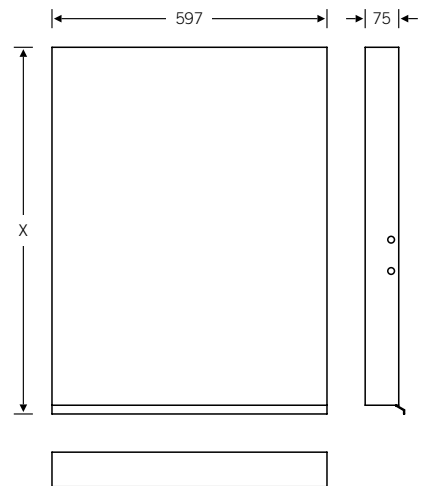
fsb.de/828260

FSB's METRIC® line of accessories is to be found on page 125 ff.

82 8260 ■

82 8260 00053 (X = 800 mm)
82 8260 00081 (X = 1000 mm)

Tilting mirror
with angle of tilt adjustable from 0° to 12°,
variable ease of action using operating bar
with optimised luminance contrast



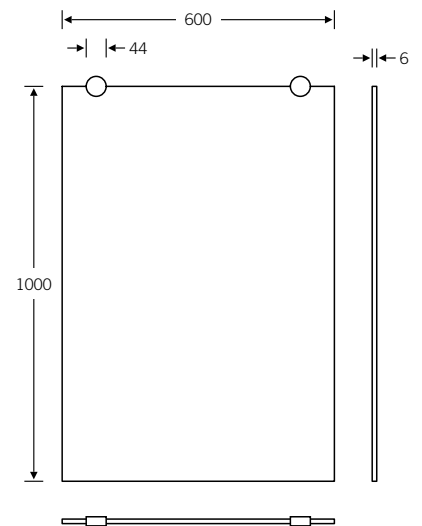
fsb.de/828260

82 8260



82 8260 00051

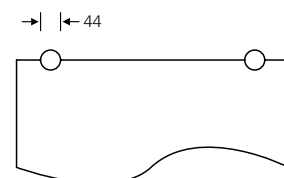

Wall mirror
Glass thickness 6 mm, with 4 mirror holders



82 8260 ■


82 8260 00052

Mirror holders (4 in number)
for glass 6 mm thick



Wall mirror anti-ligature

Fixing recommendations page 144
Specification texts: fsb.de/catalogue

82 8260 

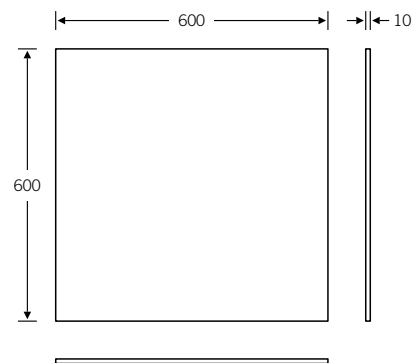


82 8260 00054 (450 × 450 mm)
82 8260 00055 (600 × 600 mm)
82 8260 00056 (600 × 450 mm)

Wall mirror
in Polished Stainless Steel incl. bearer plate

Vandal-proof and anti-ligature due to
nonglass mirror surface

Thickness of metal plate 1.5 mm




5223 0001 6015 (concealed fixing)
5223 0010 6015 (visible fixing)

Mirror without bearer plate

Please quote dimensions required when
ordering. Custom designs can be supplied.

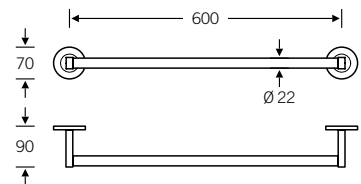
Sheet thickness 1.5 mm


fsb.de/828260

82 8260 

82 8260 00011

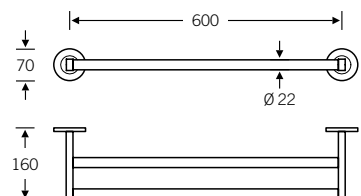
Bath towel rail



82 8260 

82 8260 00021

Double bath towel rail



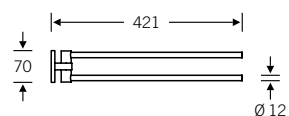
fsb.de/828260

FSB's METRIC® line of accessories is to be found on page 125 ff.

82 8260 ■

82 8260 00010

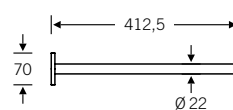
Hand towel rail
double swivel-action



82 8260 ■

82 8260 00012

Hand towel rail
fixed




fsb.de/828260

Hand towel rails

anti-ligature

Fixing recommendations page 144
Specification texts: fsb.de/catalogue

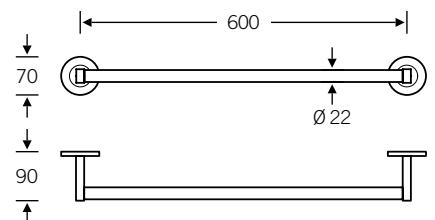
82 8260 

82 8260 00073 (L = 400 mm)
82 8260 00074 (L = 600 mm)

Hand towel rail

Anti-ligature variant with re-usable
magnetic fastening

Magnetic holding power approx. 19–20 kg

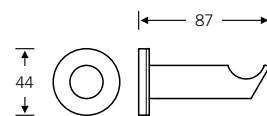
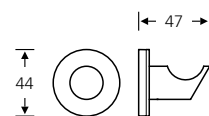


fsb.de/828260

82 8260 ■

82 8260 00001 Wall hook
82 8260 00002 Coat hook

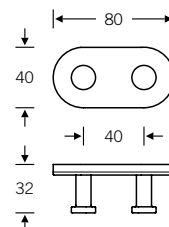
Colour variant available to order



82 8260 ■

82 8260 00005 Wall hook
82 8260 00007 Double wall hook

Colour variant available to order



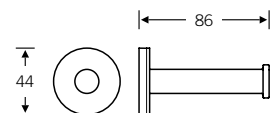
fsb.de/828260

FSB's METRIC® line of accessories is to be found on page 125 ff.

82 8260 ■

82 8260 00006

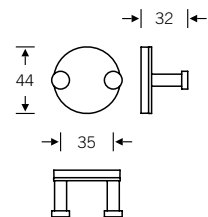
Coat hook



82 8260 ■

82 8260 00004

Double wall hook

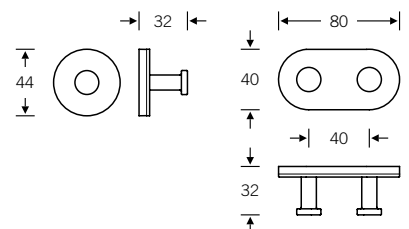


82 8260 ■

82 8260 01005 Wall hook
82 8260 01007 Double wall hook

Anti-ligature variant due to reusable clip-fastening

Actuating force 15 kg upwards



Wall hook, folding hook anti-ligature

Fixing recommendations page 144
Specification texts: fsb.de/catalogue

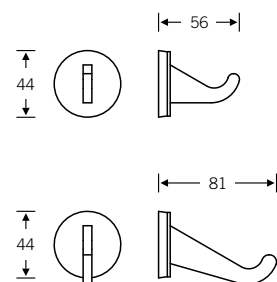
82 8260 ■



82 8260 01008 Wall hook short
82 8260 01009 Wall hook long

Anti-ligature variant due to reusable
clip-fastening

Actuating force
82 8260 01008 6 kg upwards
82 8260 01009 10 kg upwards



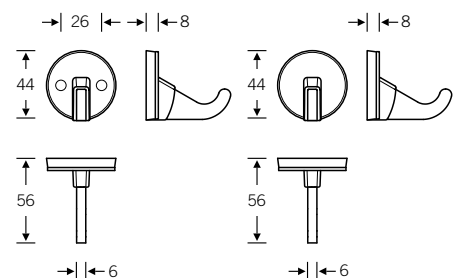
82 8260 ■



82 8260 00061* (faceplate non-detachable)
82 8260 00060 (concealed fixing)

Folding hook, anti-ligature

Actuating force 5 kg upwards



82 8260 00061

82 8260 00060

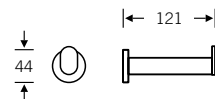
fsb.de/828260

* Determining the fixing method is the responsibility of the specialist planner or operator in line with the application in hand. Fastenings (screws and plugs) not included.

82 8260 ■

82 8260 00058

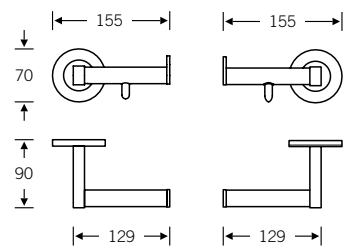
Toilet-roll holder with roll brake



82 8260 ■

82 8260 00030 (RH)
82 8260 00130 (LH)

Toilet-roll holder with roll brake



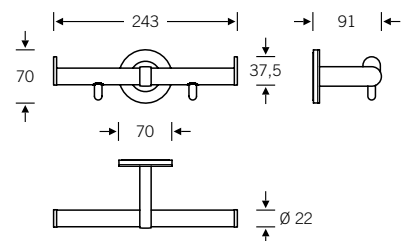
82 8260 00030

82 8260 00130

82 8260 ■

82 8260 00070 (for two toilet-rolls)

Toilet-roll holder with roll brake



82 8260 00070

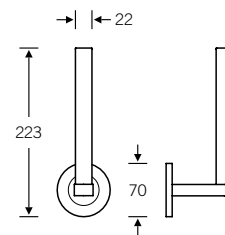
fsb.de/828260

FSB's METRIC® line of accessories is to be found on page 125 ff.

82 8260 ■

82 8260 00032

Spare toilet-roll holder
for two toilet-rolls



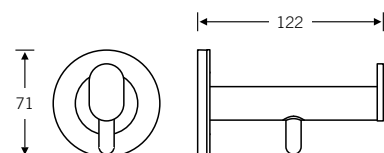
82 8260 ■

82 8260 01058

Toilet-roll holder with roll brake

Anti-ligature variant due to reusable
clip-fastening

Actuating force 15 kg upwards




fsb.de/828260

FSB's METRIC® line of accessories is
to be found on page 125 ff.

Toilet-brush set Door stop

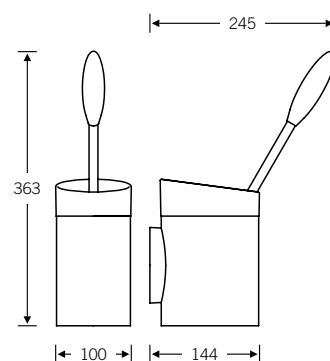
Fixing recommendations page 144
Specification texts: fsb.de/catalogue


82 8260 



82 8260 00042
82 8260 00071 (without toilet-brush)

Oval toilet-brush set with removable plastic insert, can be cleaned at up to 130 °C, the brush heads are replaceable and can be reordered separately



82 8260 

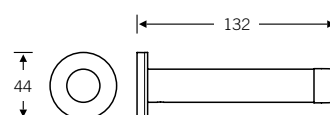


82 8260 00003

Door stop

Diameter 22 mm, with rubber buffer

Shorter dimensions available to order




fsb.de/828260
fsb.de/828290

FSB's METRIC® line of accessories is to be found on page 125 ff.

Splash guard holder

Splash guard

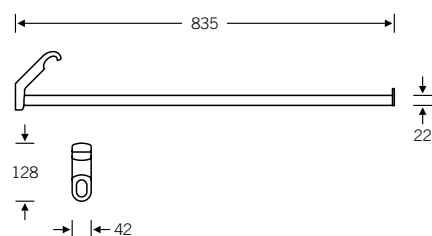
Fixing recommendations page 144
Specification texts: fsb.de/catalogue

82 8249 



82 8249 00000

Splash guard holder
for showers, for hooking over FSB grab
rails and handrail combinations



82 8236 Textile



82 8236 10850

Splash guard
with attachment loops, for use on FSB
drop-down support rails 850 mm in length,
cf. page 28 ff.

Width = 900 mm | Height = 720 mm

fsb.de/828249
fsb.de/828236

Safety belt

Holder for safety belt

Fixing recommendations page 144
Specification texts: fsb.de/catalogue

82 8290



82 8290 00011

Safety belt
with which to secure a person

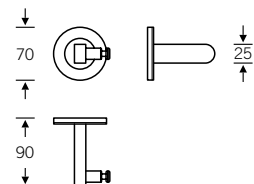
Can be combined with WC drop-down
support rail 82 8224 08531 | 08532,
82 8224 09031 | 09032 or belt holder
82 8290 00016

82 8290



82 8290 00016

Holder for safety belt
with which to secure a person



fsb.de/828260

Customised handrails

Dimensions to order
bespoke coatings



Standard and bespoke coating

FSB sees itself first and foremost as a makers of door and window hardware made of choice metals – which applies equally to its ErgoSystem® E300.

FSB can optionally coat all ErgoSystem® components made of Aluminium, which are dark grey as standard, with almost any other colour in the RAL scale if so desired. ErgoSystem® E300 heavy-duty fittings can then be made to match or, indeed, accentuate existing colour schemes. Please indicate the required RAL number with each enquiry.

Coating process

FSB adopts a solvent-free electrostatic powder-coating technique.

Coated parts have a certain surface hardness and resistance to wear as well as being colour-fast. Colour coatings will withstand regular use assuming items are properly fitted and used as intended. The surface may scratch if struck by hard, sharp-edged objects such as rings, tools, nursing or walking aids etc.). Scratch marks have no affect, however, on the function of the fittings. Such finishes should never be subjected to abrasive cleansers.

On grounds of product liability, we will not coat ErgoSystem® handle components made in Stainless Steel. Colour coating would take both the aesthetic appearance of ErgoSystem® E300 and the indestructibility of the Stainless Steel surface to absurd levels.




ErgoSystem® A100

86	Product Overview
89	Drop-down support rails
95	Grab rails and handrails
103	Seats
109	Shower rails
117	Accessories

Drop-down support rails

Drop-down support rails

Page 90 ff.



Drop-down support rail oval

Page 91



Supporting leg

Page 94



Grab rails and handrails

Handrail combinations

Page 96



Corner storage tray

Page 96



Angled rail

Page 98 f.



Grab rails

Page 100



Storage tray

Page 101



Seats

Suspended seat

Page 104 f.



Tip-up shower seat

Page 106



Backrest

Page 107



Shower rails

Shower rails

Page 111 f.



Shower attachments

Page 113



Shower curtain rails

Page 114 f.



Accessories

Utensils trays

Page 118



Mug holder, soap holder

Page 119



Soap dispenser

Page 119



Wall mirror

Page 120



Hand towel rails

Page 121



Hooks

Page 122



Toilet-roll holders

Page 123 f.



Toilet-brush set

Page 124



89 Drop-down support rails

82 8420 ■



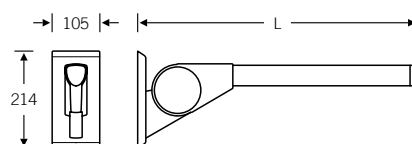
82 8420 00060 (L = 600 mm)
82 8420 00070 (L = 700 mm)
82 8420 00085 (L = 850 mm)
82 8420 00090 (L = 900 mm)

Drop-down support rail
with non-directional grip cross-section

Spring-loaded, ease of action adjustable

Custom lengths of up to 900 mm can be
supplied to order

Tested to 200 kg



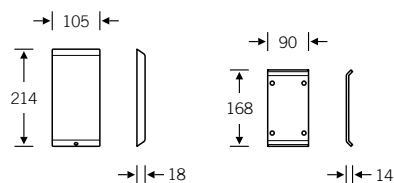
82 8421 ■



82 8421 00000 (with support plate)
82 8421 00001 (without support plate)

Cover plate
for flexible installation in, for instance,
hotels or private wards

FSB opens up further scope with well-con-
ceived optional accessories. Spaces can
be flexibly and need-responsively fitted out
and retrofitted. The support plate is envis-
aged for scenarios in which drop-down
support rails do not need to be fitted from
the outset but can be added as and when
required.



fsb.de/828420
fsb.de/828421

Drop-down support rail oval

Fixing recommendations page 144
Specification texts: fsb.de/catalogue

82 8224 NEW

		L
⊙ 82 8224 06001	RH	600
⊙ 82 8224 06002	LH	600
⊙ 82 8224 07001	RH	700
⊙ 82 8224 07002	LH	700
⊙ 82 8224 08501	RH	850
⊙ 82 8224 08502	LH	850
⊙ 82 8224 09001	RH	900
⊙ 82 8224 09002	LH	900

Drop-down support rail
spring-loaded, ease of action adjustable

Compatible with TECE Gerontomodul or
TECEprofil 9.042.016, fastenings (product
code 82 8299 09033 0000) should be
ordered separately

Tested to 200 kg

Available in finishes FSB 8226 Textured
Matt White*, FSB 8809 Anthracite Grey
Metallic, and FSB 8849 Black Metallic

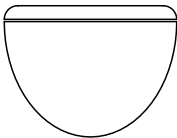


shown here: LH

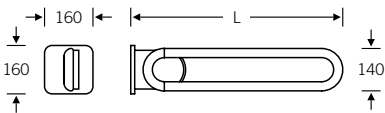
Drop-down support rail
LH



Drop-down support rail
RH



* Further ErgoSystem® A100 products in
finish FSB 8226, Textured Matt White,
available to order on a project-level basis



fsb.de/828224

Fastenings supplied

Also suppliable as an A-Flex variant

All fittings marked with the symbols ⊙ 'right-hand' and ⊙ 'lefthand' need to be ordered and installed as righthand or lefthand variants respectively. Hands are determined looking towards the washstand/WC: the RH variant is to be fitted to the tight of the washstand/WC and vice versa.

82 8420

Drop-down support rail
with non-directional grip cross-section and
toilet-roll holder

Spring-loaded, ease of action adjustable

Optionally with button(s) with no visible
wiring – this is run inside the rail and
straight into the false-wall installation via
the baseplate

Custom lengths of up to 900 mm can be
supplied to order

Tested to 200 kg

82 8420 01060 (L = 600 mm)
82 8420 01070 (L = 700 mm)
82 8420 01085 (L = 850 mm)
82 8420 01090 (L = 900 mm)

Optionally with button(s)

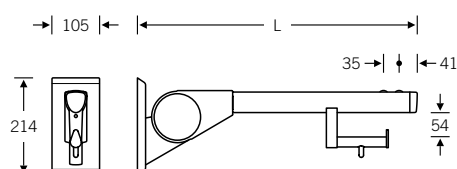
82 8420 01170 (L = 700, yellow*)
82 8420 01185 (L = 850, yellow*)
82 8420 01190 (L = 900, yellow*)

82 8420 01270 (L = 700, blue*)
82 8420 01285 (L = 850, blue*)
82 8420 01290 (L = 900, blue*)

82 8420 01370 (L = 700, red*)
82 8420 01385 (L = 850, red*)
82 8420 01390 (L = 900, red*)

82 8420 01470 (L = 700, blue/yellow*)
82 8420 01485 (L = 850, blue/yellow*)
82 8420 01490 (L = 900, blue/yellow*)

82 8420 01570 (L = 700, LED red/white)
82 8420 01585 (L = 850, LED red/white)
82 8420 01590 (L = 900, LED red/white)



Function buttons available:
blue, yellow, red or with built-in LED



fsb.de/828420

* blue = closer
yellow = closer
blue/yellow = closer
red = opener function
red/white = closer
and opener function

Drop-down support rail

Fixed support rail

Fixing recommendations page 144
Specification texts: fsb.de/catalogue

82 8420 ■


Drop-down support rail
with non-directional grip cross-section and
function button(s)

Spring-loaded, ease of action adjustable

Button with no visible wiring – this is
run inside the rail and straight into the
falsewall installation via the baseplate

Custom lengths of up to 900 mm can be
supplied to order

Tested to 200 kg



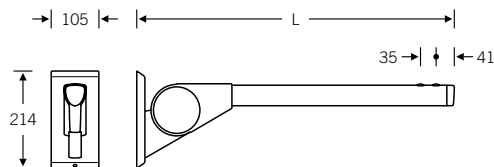
82 8420 00170 (L = 700 mm, yellow*)
82 8420 00185 (L = 850 mm, yellow*)
82 8420 00190 (L = 900 mm, yellow*)

82 8420 00270 (L = 700 mm, blue*)
82 8420 00285 (L = 850 mm, blue*)
82 8420 00290 (L = 900 mm, blue*)


82 8420 00370 (L = 700 mm, red*)
82 8420 00385 (L = 850 mm, red*)
82 8420 00390 (L = 900 mm, red*)

82 8420 00470 (L = 700 mm, blue/yellow*)
82 8420 00485 (L = 850 mm, blue/yellow*)
82 8420 00490 (L = 900 mm, blue/yellow*)

82 8420 00570 (L = 700, LED red/white)
82 8420 00585 (L = 850, LED red/white)
82 8420 00590 (L = 900, LED red/white)



Function buttons available:
blue, yellow, red or with built-in LED



82 8422 ■ NEW

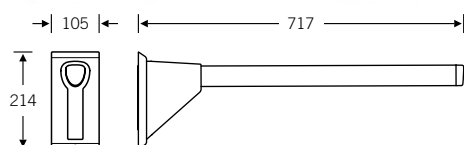


82 8422 00060 (600 mm)
82 8422 00070 (700 mm)
82 8422 00085 (850 mm)
82 8422 00090 (900 mm)

Fixed support rail
with non-handed rail cross-section

Custom lengths of up to 900 mm supple-
able to order

Max. loading 100 kg at front edge



fsb.de/828420
fsb.de/828422

* blue = closer
yellow = closer
blue/yellow = closer
red = opener function
red/white = closer
and opener function

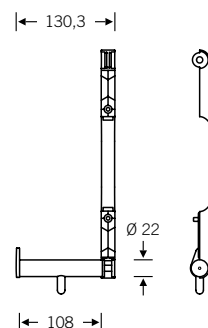
Toilet-roll holder, supporting leg, radio push-button for drop-down support rail

82 8445 ■



82 8445 00002

Toilet-roll holder
for attachment to drop-down support rail
82 8420



82 8428 ■

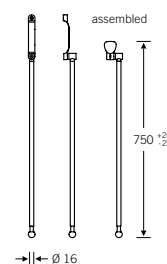


shown here: LH

82 8428 00001 (RH)
82 8428 00002 (LH)

Supporting leg
for attachment to drop-down support rail
82 8420

increases load supportable by approx. 50 kg



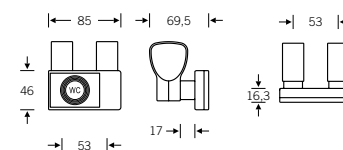
82 8449 NEW | Plastic



82 8449 00000 8220 (White bracket)
82 8449 00000 8809 (Anthracite bracket)

Radio-controlled push button
for attachment to drop-down support rail
82 8420 and support rail 82 8422

to actuate flushing of toilet, compatible with
TECE, Geberit, Viega etc., radio frequency
868.4 MHz.



fsb.de/828445
fsb.de/828428
fsb.de/828449

95 Grab rails and handrails

Handrail combination

Corner storage tray

82 8404 | 82 8407 | 82 8408 ■

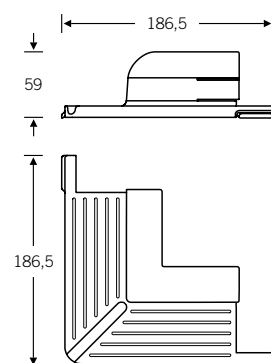


82 8460



82 8460 00013

Corner storage tray



fsb.de/828404
fsb.de/828407
fsb.de/828408
fsb.de/828460



	L ₁	L ₂
82 8404 00101	750 mm	750 mm
82 8404 00102	750 mm	975 mm
82 8404 00201	975 mm	750 mm
82 8404 00202	975 mm	975 mm

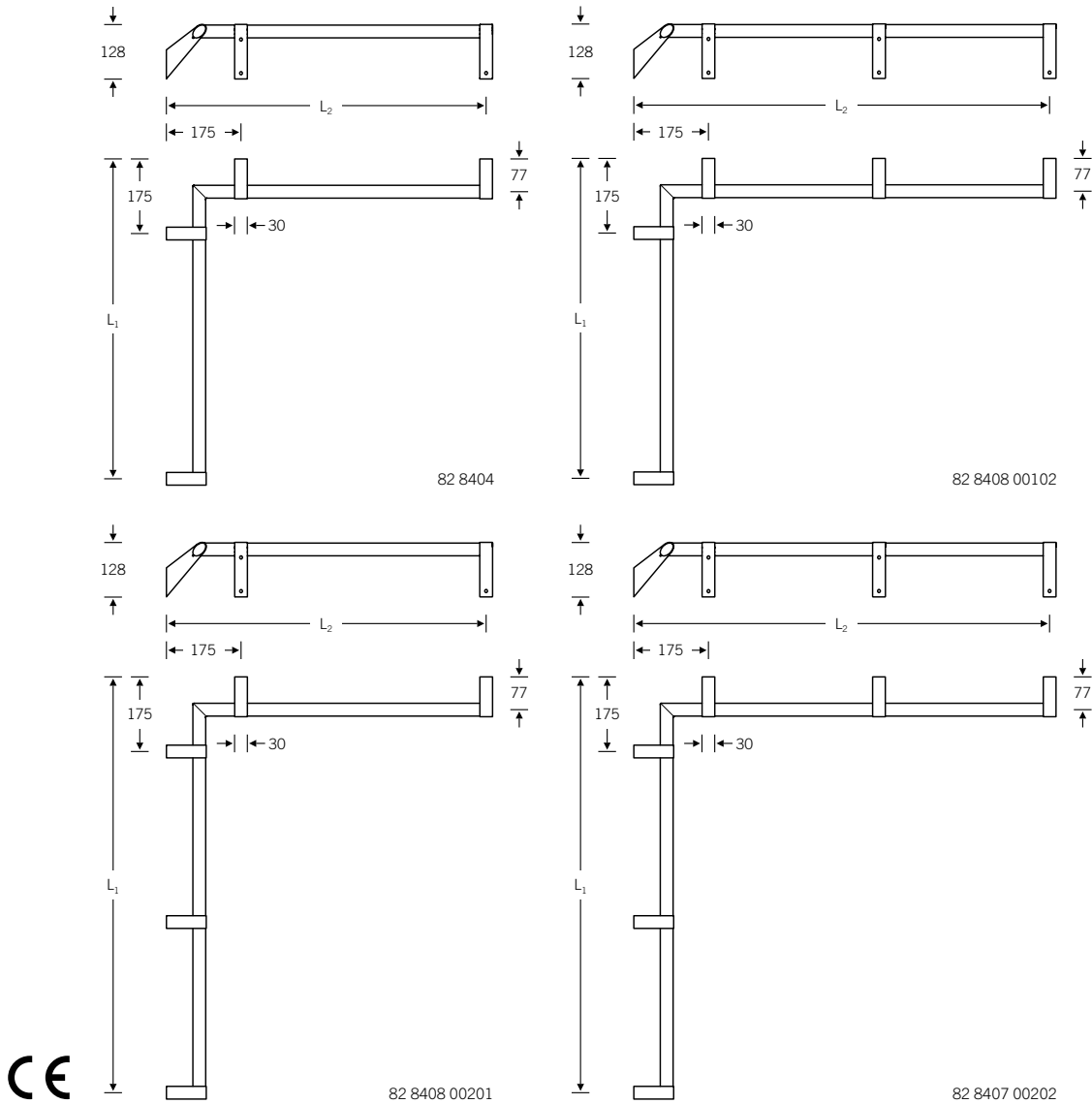
82 8404 Handrail combination with four brackets

	L ₁	L ₂
82 8407 00202	975 mm	975 mm
82 8408 00102	750 mm	975 mm
82 8408 00201	975 mm	750 mm

82 8407 | 82 8408 Handrail combination with additional bracket for the use of a suspended seat (L = 975 mm)

Tested to 200 kg

U-shaped handrail available to order



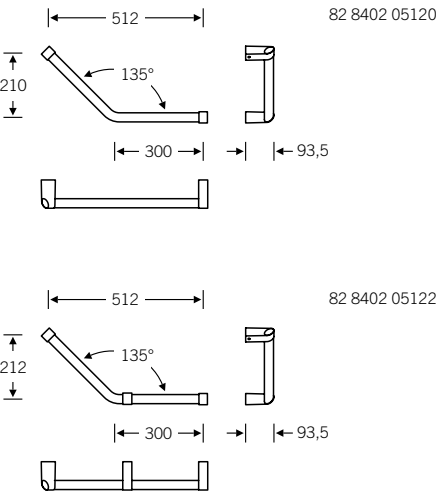
82 8402 ■

		L ₁	L ₂	L ₃
82 8402 05120		300	512	210
82 8402 05121	RH	300	512	212
82 8402 05122	LH	300	512	212

Angled rail

82 8402 05120 Angled rail with sides of equal length, can be fitted to point either to the right or left

82 8402 05121 (RH) and 05122 (LH) with sides of equal length, though handed due to the additional third bracket



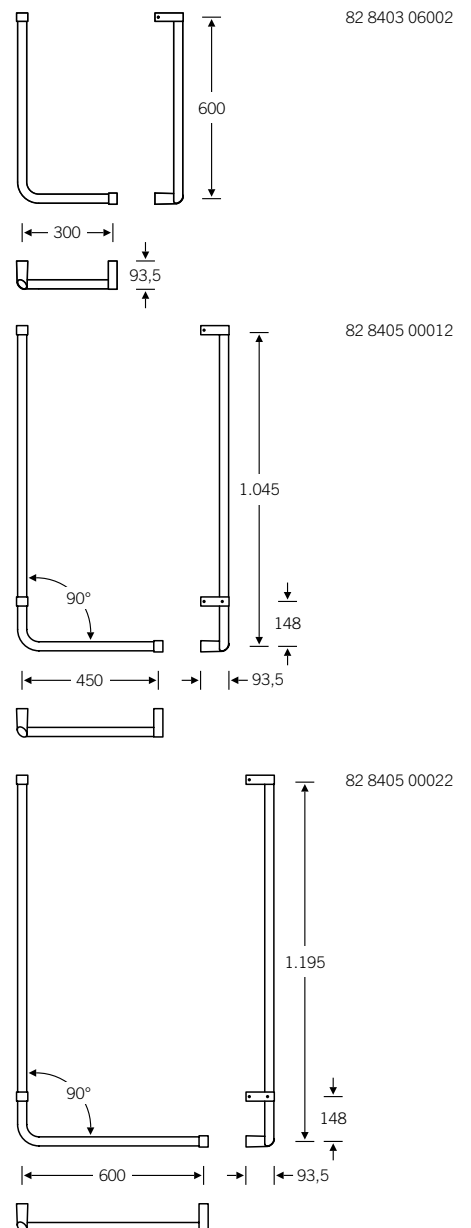
82 8403 | 82 8405 ■



shown here: LH

		L	H
82 8403 06001	RH	300	600
82 8403 06002	LH	300	600
82 8405 00011	RH	450	1045
82 8405 00012	LH	450	1045
82 8405 00021	RH	600	1195
82 8405 00022	LH	600	1195
82 8405 00031*	RH	500	750
82 8405 00032*	LH	500	750

Angled rail



fsb.de/828403
fsb.de/828405

The handing of angled rails and handrail configurations relates to the view into the corner of the space: angled rails indicated as being 'lefthand' are for fitting to the lefthand wall from this perspective and vice versa.

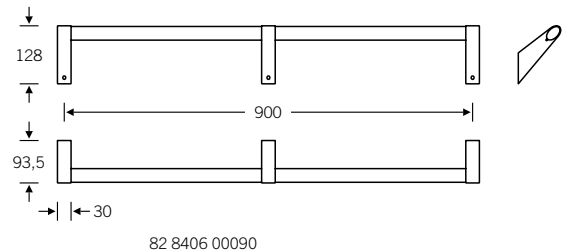
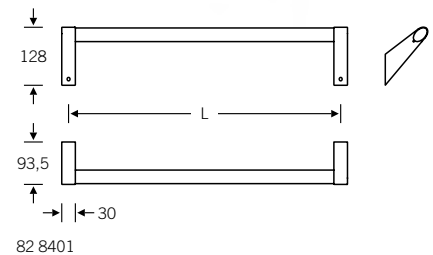
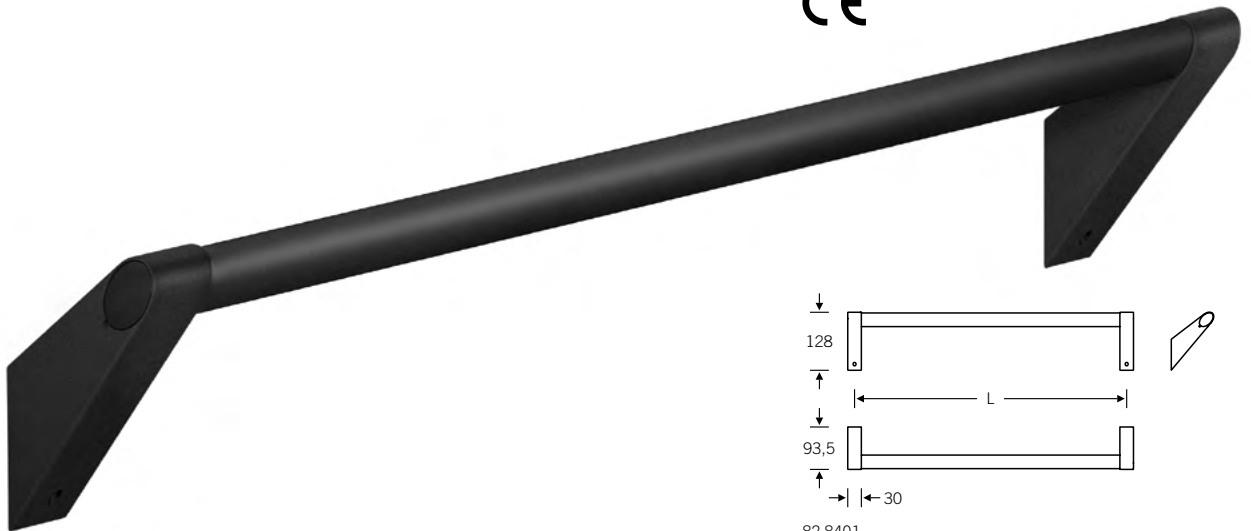
82 8401 | 82 8406 ■

82 8401 00030 (L = 300 mm)
82 8401 00045 (L = 450 mm)
82 8401 00060 (L = 600 mm)
82 8401 00090 (L = 900 mm)
82 8406 00090 (L = 900 mm)

Grab rail

Grab rail 82 8406 00090 with additional centre bracket foreseen when using a suspended seat over a length of 900 mm

Max. loading 100 kg



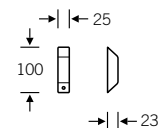
82 8421 ■



FSB provides well-conceived further scope with optional accessories. Spaces can be flexibly and need-responsively fitted out and retrofitted. The cover plate is envisaged for scenarios in which grab rails do not need to be fitted from the outset but can be added as and when required.

82 8421 00201 (without support plate)
82 8421 00200 (with support plate)

Cover plate for the reversible fitting of grab rails

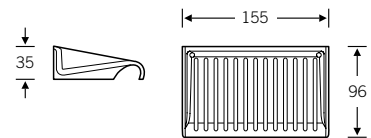


fsb.de/828401
fsb.de/828406
fsb.de/828421

82 8260

82 8260 00039

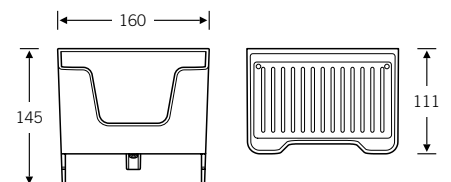
Plastic storage tray



82 8260

82 8260 00059 8122 (black)
82 8260 00059 8220 (white)

Theft-resistant clip-on plastic storage tray



fsb.de/828260

ErgoSystem® A100

103 Seats

Suspended seat

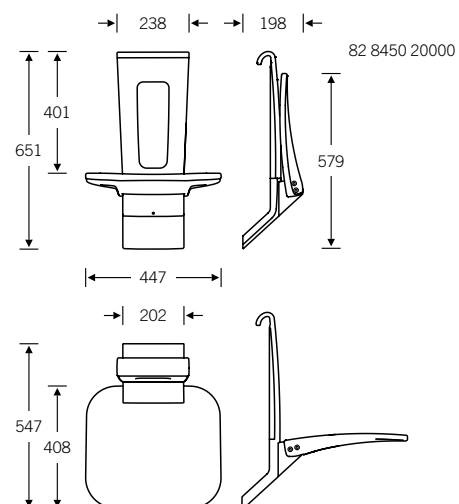
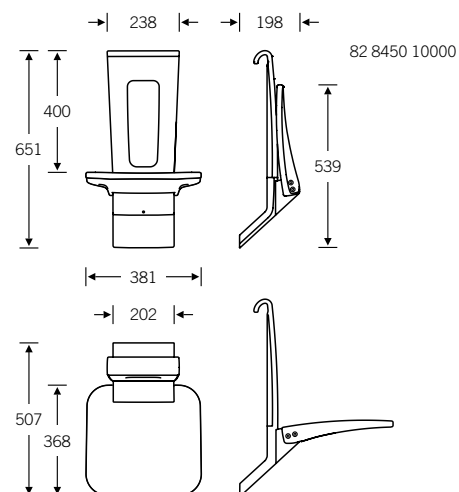
82 8450  Seat section PUR



82 8450 10000 (Seat section
381 × 368 mm)
82 8450 20000 (Seat section
447 × 408 mm)

Suspended seat for grab rails or handrail combinations (min. length 450 mm), seat section with end-position click-stop mechanism for safe operation and gripping volume towards the top of the backrest

Max. loading 150 kg





Aluminium parts certified in accordance with the following standards and test methods:

- Resistance to commercial cleaning agents, corrosion (DIN EN ISO 6988), scratching (DIN EN ISO 1518-1*), abrasion (DIN EN 60068-2-70*)
- Adhesiveness of coating (DIN EN ISO 2409)

* Testing as laid down in the standard cited

shown here: colour code 8836

Colour options suppliable for seats FSB 82 8450 and 8451

Seat section/backrest Tele Grey 4, approx. RAL 7047	Seat section/backrest- Signal Grey, approx. to RAL 7004	Seat section/backrest Graphite Grey, approx. to RAL 7024	Seat section/backrest Black	Seat support
8830 uni	8838	8834		Anemone White, approx. to RAL 9016
		8853		Matt White, approx. to RAL 9016
8831	8839 uni	8835		Oyster Grey, approx. to RAL 7040
8832	8840	8836 uni		Anthracite Grey Metallic, approx. to RAL 7016
8833	8841	8837		Aluminium Grey Metallic
8851	8852		8857 uni*	Matt Black, approx. to RAL 9005

The colour codes for seat section/seat support configurations are as for the tip-up shower seat for wall mounting, cf. page 106

* only applicable for seat 82 8451 10000

Colours for seat section and backrest not identical to coating colours for Aluminium parts, cf. also colour information on page 24 f.; colours printed may differ for technical reasons.

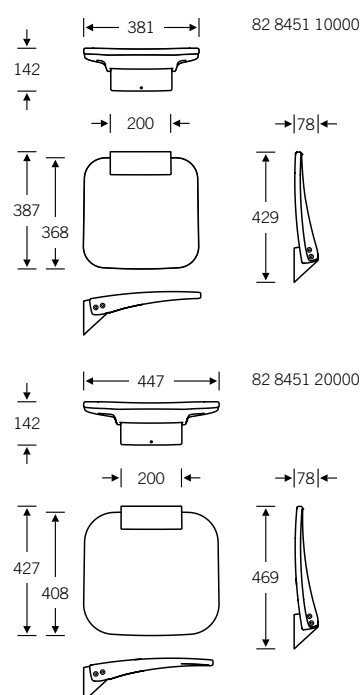
82 8451  NEW | Seat section PUR




82 8451 10000* (seat section
381 × 368 mm)
82 8451 20000 (seat section
447 × 408 mm)

Tip-up shower seat for wall mounting
Straight-sided seat section with end-position
click-stop mechanism for safe operation

Max. loading 150 kg



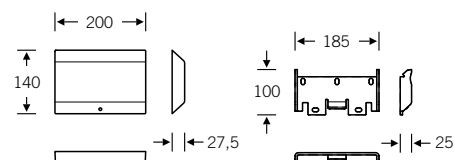
82 8421 



FSB provides well-conceived further scope
with optional accessories. Spaces can be
flexibly and need-responsively fitted out
and retrofitted. The cover plate is envis-
aged for scenarios in which seats do not
need to be fitted from the outset but can
be added as and when required.

82 8421 00100 (with support plate)
82 8421 00101 (without support plate)

Cover plate
for flexible installation in, for instance,
hotels or private wards



fsb.de/828451
fsb.de/828421

* only 82 8451 10000 available in black

82 8446  NEW | PUR

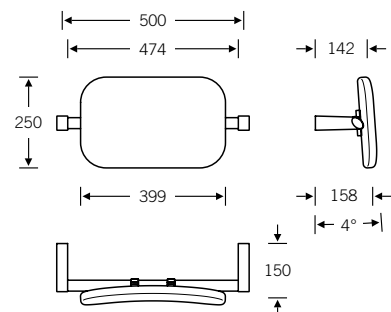
82 8446 02500

Backrest for wall mounting
as a means of support whilst on the toilet

Attachment devices in powder-coated
Aluminium

150 mm deep

Available in the combinations 8830, 8836
and 8837 (see p. 105). Further colour
combinations suppliable to order.



109 Shower rails



The shower-head holder makes for convenient showering: it combines an ergonomically fashioned stirrup handle that is safe and easy to operate without any turning action involved and features a maintenance-free, continuously adjustable height and tilt mechanism.

The shower-head holder can be conveniently adjusted with one hand – leaving the other free at all times so the user can support themselves. It can additionally be converted from “lefthand” to “righthand” on site.

from l. to r.:

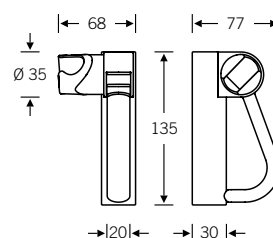
- FSB 8220 Anemone White, approximating to RAL 9016
- FSB 8224 Matt White, approximating to RAL 9016
- FSB 8803 Oyster Grey, approximating to RAL 7040
- FSB 8809 Anthracite Grey Metallic, approximating to RAL 7016
- FSB 8849 Matt Black, approximating to RAL 9005



- FSB 8223: Brackets/holder FSB 8829 Aluminium Grey Metallic Rail FSB 8220 Anemone White

- FSB 8810: Brackets/holder FSB 8220 Anemone White Rail FSB 8803 Oyster Grey

- FSB 8811: Brackets/holder FSB 8829 Aluminium Grey Metallic Rail FSB 8809 Anthracite Grey Metallic



reddot design award
winner 2008



Gewinner



winner



product
best of best

Shower rails with shower attachment

Fixing recommendations page 144
Specification texts: fsb.de/catalogue

82 8458 ■



82 8458 01048 (L = 1048 mm,
max. loading 60 kg,
as per DIN 18 040)

82 8458 01198 (L = 1198 mm,
max. loading 60 kg,
as per DIN 18 040)

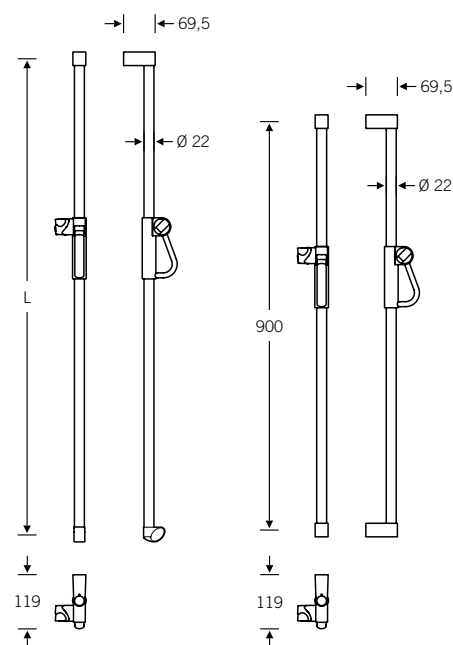
Shower rail with shower-head holder
for attachment to grab rails and handrail
combinations (not included in the scope
of delivery), includes shower attachment
and hose (1,600 mm)



Plastic shackle for handrails RAL 7016
as standard for all colour configurations;
please advise shackle in RAL 9016 (White)
separately when ordering.

82 8458 10900 (L = 900 mm,
max. loading 60 kg,
as per DIN 18 040)

Shower rail with shower-head holder for
wall mounting, includes shower attach-
ment and hose (1,600 mm)



82 8458 01048 | 01198

82 8458 10900

fsb.de/828458

For optional shower attachment with
2,000 mm hose, please order products
individually.

82 8439 ■



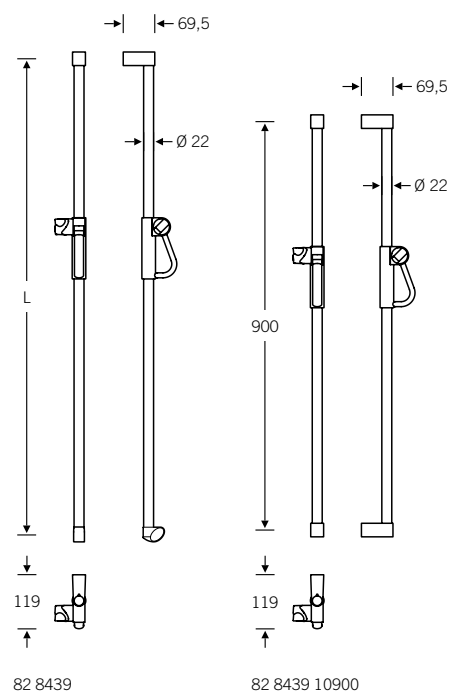
82 8439 01048 (L = 1048 mm,
max. loading 60 kg,
as per DIN 18 040)

82 8439 01198 (L = 1198 mm,
max. loading 60 kg,
as per DIN 18 040)

Shower rail with shower-head holder for
attachment to grab rails and handrail com-
binations (not included in the scope of
delivery)

82 8439 10900 (L = 900 mm,
max. loading 60 kg,
as per DIN 18 040)

Shower rail with shower-head holder for
wall mounting



fsb.de/828439

Shower attachments

Shower hose

Fixing recommendations page 144
Specification texts: fsb.de/catalogue

82 8290



82 8290 00054

Shower attachment
with triple jet setting, viz. Relaxing, Refreshing, EcoFlow, G 1/2 hose connection, flow rate 14 l/min measured at a pressure of 3 bar

82 8290



82 8290 00055 (low-aerosol)
82 8290 00056 (low-aerosol, disinfectable)

Shower attachment
low-aerosol, with ergonomically shaped, rotatable handle for flexible handling, thermal disinfection, soft laminar jet, flow rate 12 l/min measured at a pressure of 3 bar

82 8290

82 8290 00057 (L = 1600 mm)
82 8290 00058 (L = 2000 mm)

Shower hose

82 8438 ■

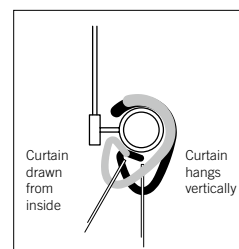


82 8438 01010 (L = 1000/1000 mm,
16 hooks for shower
curtain included)

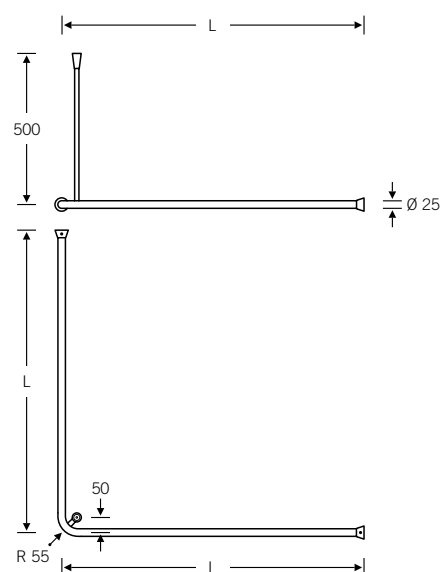
82 8438 01212 (L = 1200/1200 mm,
24 hooks for shower
curtain included)

Shower curtain rail (can be shortened on
site) with ceiling connector 500 mm

U-shaped curtain rail available to order



The curtain hooks do not catch on the ceil-
ing attachment even under singlehanded
operation.



82 8290

82 8290 00005 8100 black

82 8290 00005 8200 white

Spare curtain hook

fsb.de/828438

The on-site shortening of, for instance,
curtain rails renders all warranty claims
null and void.


Shower curtain rail

Shower curtain

Fixing recommendations page 144
 Specification texts: fsb.de/catalogue

82 8448

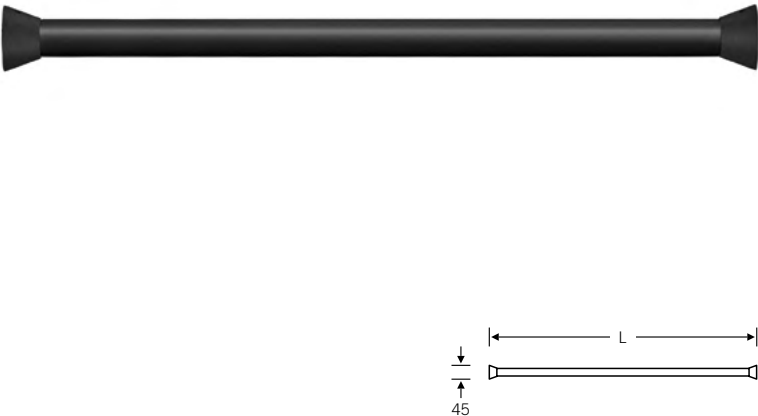
- 82 8448 01000 Single ceiling connector for shower curtain rail, can be shortened on site
- 82 8448 11000 Connector for suspended ceilings



82 8435

- 82 8435 00900 (L = 900 mm, 8 hooks)
- 82 8435 01200 (L = 1200 mm, 16 hooks)
- 82 8435 01500 (L = 1500 mm, 16 hooks)
- 82 8435 01800 (L = 1800 mm, 16 hooks)

Shower curtain rail with curtain hooks for alcoves (can be shortened on one side on site)



82 8237 Textile



	B	H
82 8237 11200	1200	2000
82 8237 11800	1800	2000
82 8237 12400	2400	2000


Shower curtain white, washable at 60°


Shower curtains 1,200 mm wide go with curtain rail 01010, those 1,800 mm wide with curtain rail 01212. Two curtains are required for angled shower curtain rails.

100 % polyester, with eyelets, weighted tape in hem roll, fungicide, antibacterial, antistatic, disinfectable, shower-tight

fsb.de/828448
fsb.de/828435
fsb.de/828237

The on-site shortening of, for instance, curtain rails renders all warranty claims null and void.

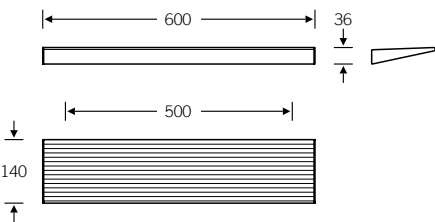
82 8460 




82 8460 00010

Utensils tray
in powder-coated Aluminium, moulded
surface for non-slip set-down, 2°-tilt to-
wards wall

Custom lengths of up to 1,900 mm can be
supplied to order



82 8460 

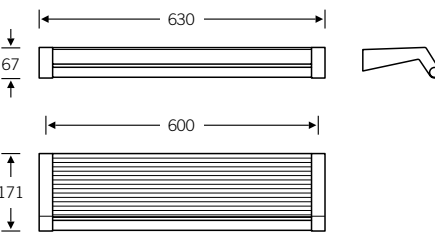


82 8460 00011

Utensils tray
with grab/towel rail


in powder-coated Aluminium, moulded
surface for non-slip set-down, 2°-tilt to-
wards wall

max. grab-rail loading 100 kg



Mug holder, soap holder

Soap dispenser

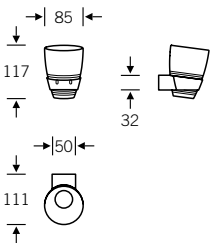
82 8460 




82 8460 00014

Mug holder with plastic mug

Removable polycarbonate beaker,
ergonomic styling



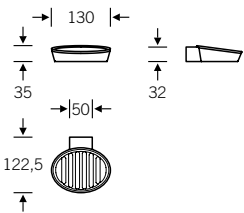
82 8460 




82 8460 00012

Soap holder with plastic soap dish

Removable polycarbonate soap dish



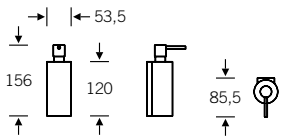
82 8460 



82 8460 00022

Soap dispenser

Soap container refillable,
holds 150 ml



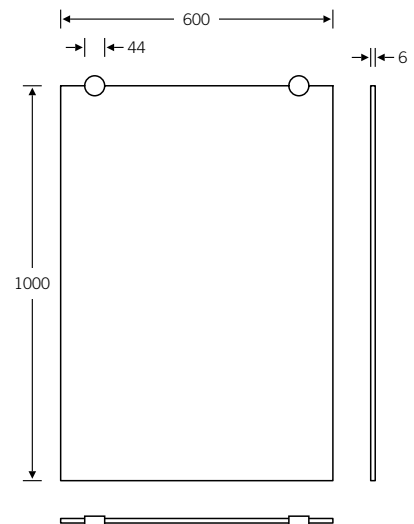
82 8460

82 8460 00015


Wall mirror
Glass 6 mm thick, with 4 brackets
1,000 × 600 mm

82 8460 00021 (brackets only, 4)

Mirror holder available in all standard finishes



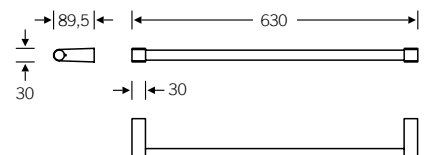
fsb.de/828460


82 8460 

82 8460 00001

Bath towel rail
single, fixed

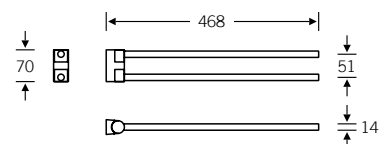
Custom lengths of up to 1,050 mm can be
supplied to order



82 8460 

82 8460 00002

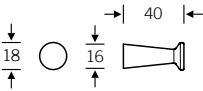
Hand towel rail
double swivel-action



82 8460

82 8460 00003

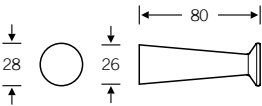
Wall hook
 Conically shaped hook



82 8460

82 8460 00004

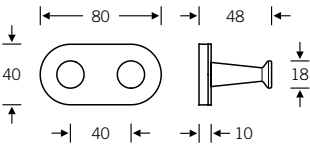
Coat hook
 Conically shaped hook




82 8460

82 8460 00018

Double wall hook
 Conically shaped hook

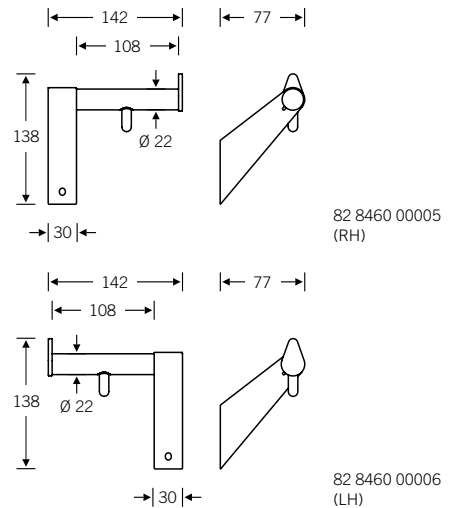



fsb.de/828460

82 8460 

82 8460 00005 (RH)
82 8460 00006 (LH)

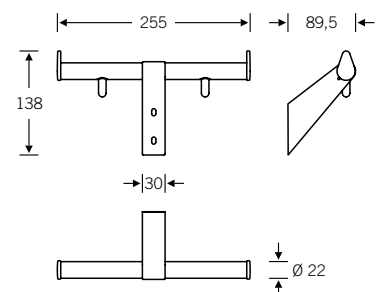
Toilet-roll holder
with roll brake



82 8460 

82 8460 00020

Toilet-roll holder
with roll brake for two toilet-rolls



Spare toilet-roll holder Toilet-brush set

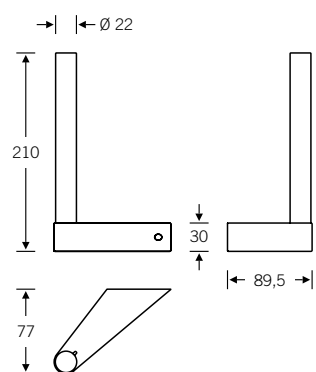
Fixing recommendations page 144
Specification texts: fsb.de/catalogue

82 8460 ■

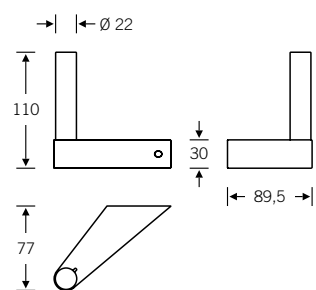


82 8460 00007 (for two toilet-rolls)
82 8460 00017 (for one toilet-roll)

Spare toilet-roll holder



82 8460 00007



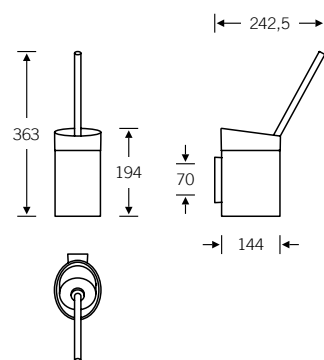
82 8460 00017

82 8460 ■



82 8460 00008

Toilet-brush set
with removable plastic insert, can be
cleaned at up to 130 °C, brush head can
be replaced and re-ordered separately



fsb.de/828460

METRIC® Bathroom accessories

126	Product Overview
127	Bathroom accessories
137	Bonding technique

Shower rail
Page 128f.



Utensils tray
Page 131



Mug holder, soap holder
Page 131



Soap dispenser
Page 131



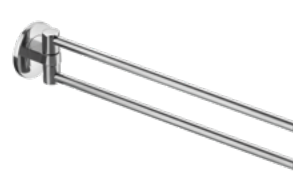
Hand towel rail
Page 132



Hand towel rail
Page 132



Hand towel rail
Page 133



Wall hook, coat hook
Page 133



Spare toilet-roll holder
Page 134



Spare toilet-roll holder
Page 134



Toilet-roll holders
Page 134



Oval toilet-brush set
Page 135



Round toilet-brush set
Page 135



Door stop
Page 136



Form follows elegance. Bathrooms have long since ceased to be furnished bearing purely functional factors in mind. The emphasis has shifted far more towards feeling good and pampering all our senses – bathtime has become an oasis of relaxation. Well-designed accessories have a key part to play in this.

Elegantly restrained design, high-quality Stainless Steel and peerless workmanship: METRIC® bathroom accessories are a joy to behold and look right in any setting. At the heart of METRIC® is a design concept based on geometric shapes. The stylistic contrast between round roses and rectangular-section supports is a thematic thread that runs through the entire series and underscores the crisp structuring of the system's constituent parts. Their astutely balanced proportions have a soothing effect and blend in harmoniously with the most diverse of bathroom schemes. METRIC® appeals to more than just the eye, however:



Ergonomic criteria have been taken into account wherever they are an aid to fluent sequences of movements. The holder for the toothbrush glass, for instance, tilts towards the user in a manner that facilitates the act of removing the glass.

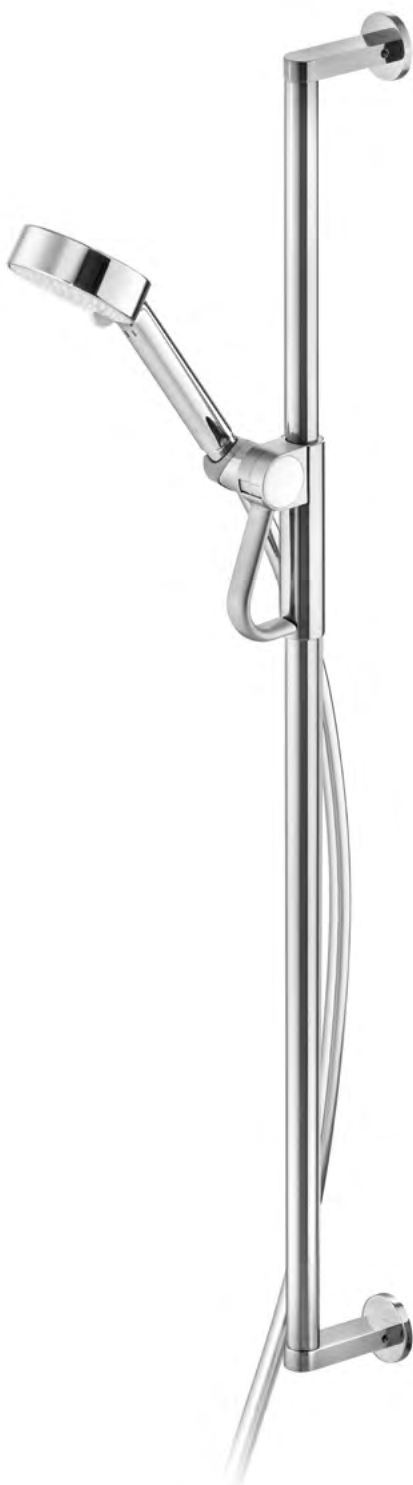
We manufacture METRIC® bathroom accessories in either satin matt or polished Stainless Steel. As well as being aesthetically pleasing, Stainless Steel exudes an authenticity that combines particularly well with natural materials such as wood and granite. Moreover, this dependable material has a justifiable reputation for being serviceable, corrosion-resistant, easy to look after and durable. As an alternative to conventional screw fixing, FSB also adopts a high-adhesion bonding technique that nevertheless facilitates residue-free removal. The juries of noted design competitions likewise appreciate the quality and thinking behind METRIC® bathroom accessories and, indeed, behind all FSB products.



Stille - Stille - Leuchten - Rosen
Kuchen- und Stabensystemen
Gartenmöbeln, Scherle
Schneefallsysteme
Modell

Innovationspreis
architecture + health

82 8270 ■



82 8270 00051 (L = 900 mm,
max. loading 60 kg,
as per DIN 18040)

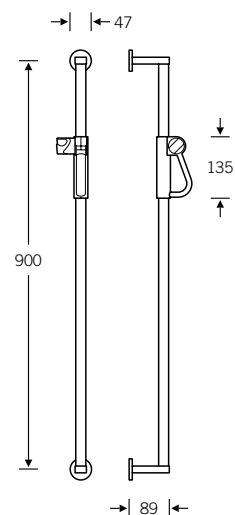
82 8270 08051 (L = 900 mm,
max. loading 60 kg,
as per DIN 18040,
with adhesive fixing)

Shower rail
with shower-head holder for wall mount-
ing, includes shower attachment and hose
(1,600 mm)

Differing lengths can be supplied either
to take account of the tiling grid, to use/
conceal existing boreholes or as specifical-
ly desired by the customer. Please send
us a dimensioned sketch for this purpose.

For optional shower attachment with
2,000 mm hose, please order products
individually.

The METRIC® shower-head holder makes
for convenient showering: it combines
an ergonomically fashioned stirrup handle
that is safe and easy to operate without
any turning action involved and features
a maintenance-free, continuously adjusta-
ble height and tilt mechanism. The shower-
head holder can be effortlessly adjusted
with one hand – leaving the other free at
all times and giving the user the opportuni-
ty to, for instance, hold on to a grab rail.



reddot design award
winner 2008

Innovationspreis
architecture + health

fsb.de/828270

82 8270 ■

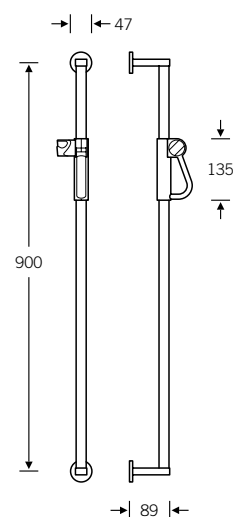


82 8270 00050 (L = 900 mm,
max. loading 60 kg,
as per DIN 18040)

82 8270 08050 (L = 900 mm,
max. loading 60 kg,
as per DIN 18040,
with adhesive fixing)

Shower rail
with shower-head holder for wall mounting

Differing lengths can be supplied either
to take account of the tiling grid, to use/
conceal existing boreholes or as specifical-
ly desired by the customer. Please send
us a dimensioned sketch for this purpose.



fsb.de/828270

82 8290



82 8290 00054

Shower attachment
with triple jet setting, viz. Relaxing, Refreshing, EcoFlow, G 1/2 hose connection, flow rate 14 l/min measured at a pressure of 3 bar

82 8290



82 8290 00055 (low-aerosol)
82 8290 00056 (low-aerosol, disinfectable)

Shower attachment
low-aerosol, with ergonomically shaped, rotatable handle for flexible handling, thermal disinfection, soft laminar jet, flow rate 12 l/min measured at a pressure of 3 bar

82 8290

82 8290 00057 (L = 1600 mm)
82 8290 00058 (L = 2000 mm)

Shower hose

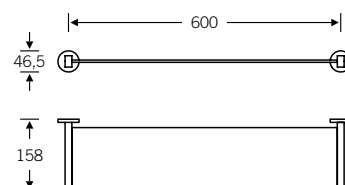
82 8270 ■



82 8270 00015 Glass with satin finish
82 8270 08015 ditto with adhesive fixing
82 8270 00016 Clear glass
82 8270 08016 ditto with adhesive fixing

Utensils tray

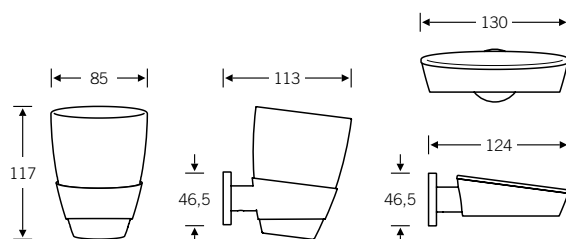
unbreakable (TSG),
shelf surface area 600 × 135 mm



82 8270 ■



82 8270 00041 Mug holder with glass
82 8270 08041 ditto with adhesive fixing
82 8270 00040 Soap holder with plastic
soap dish
82 8270 08040 ditto with adhesive fixing



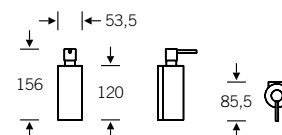
82 8260



82 8260 00075

Soap dispenser

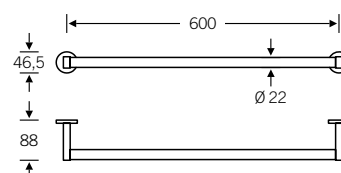
Soap container refillable,
holds 150 ml



fsb.de/828270
fsb.de/828260

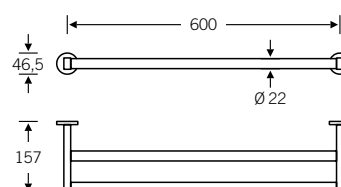
82 8270 ■

82 8270 00011 Single bath towel rail
82 8270 08011 ditto with adhesive fixing



82 8270 ■

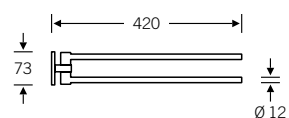

82 8270 00021 Double bath towel rail
82 8270 08021 ditto with adhesive fixing



fsb.de/828270

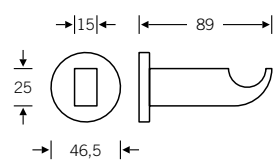
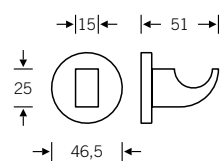
82 8270 ■

82 8270 00010 Double swivel-action hand
towel rail
82 8270 08010 ditto with adhesive fixing



82 8270 ■

82 8270 00001 Wall hook
82 8270 08001 ditto with adhesive fixing
82 8270 00002 Coat hook
82 8270 08002 ditto with adhesive fixing

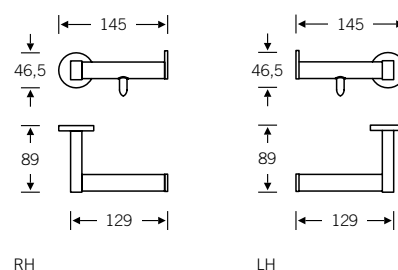


82 8270 ■



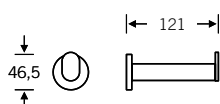
82 8270 00030 (RH) | 00130 (LH)
Toilet-roll holder with roll brake

82 8270 08030 (RH) | 08130 (LH)
ditto with adhesive fixing



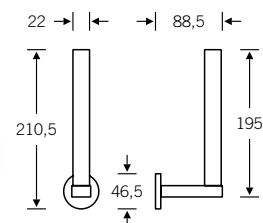
82 8270 ■

82 8270 00031 Spare toilet-roll holder
for one toilet-roll
82 8270 08031 ditto with adhesive fixing



82 8270 ■

82 8270 00032 Spare toilet-roll holder
for two toilet-rolls
82 8270 08032 ditto with adhesive fixing

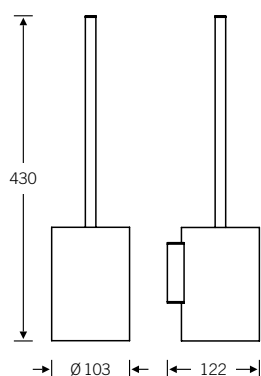


fsb.de/828270

82 8270 ■

82 8270 00043 Toilet-brush set, round
82 8270 08043 ditto with adhesive fixing

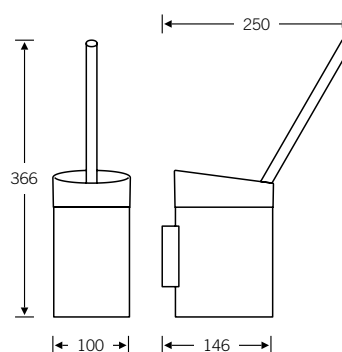
Toilet-brush set, round
with removable plastic insert*



82 8270 ■

82 8270 00042 Toilet-brush set, oval
82 8270 08042 ditto with adhesive fixing

Toilet-brush set, oval
with removable plastic insert*



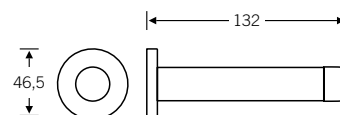
fsb.de/828270

* The removable plastic insert in our toilet-brush sets can be cleaned at up to 130 °C. The brush heads are replaceable and can be reordered separately.

82 8270 ■


82 8270 00003 Door stop
82 8270 08003 ditto with adhesive fixing

Custom lengths to order



fsb.de/828270

METRIC® Bonding technique



Easy, fast, safe

Are you decidedly averse to drilling holes in sanitary spaces and bathrooms? That's something we can readily appreciate ourselves. The new METRIC® bonding technique is just the job for anyone wishing to fit METRIC® accessories well without damaging their tiles.

It is an ideal means of fastening for high-quality host surfaces such as tiles, natural stone, glass or plastic: highly adhesive, fast, clean and, above all, facilitating residue-free removal.

The combination of an extremely high-performing bonding agent with a patented adaptor allows METRIC® accessories to be fitted in a jiffy – without any noise or dirt and without damage to cables or precious surfaces. Items fastened durably withstand heavy loading and can nevertheless be removed without trace.

The bonding agent is a highly adhesive glue, of the sort used in the construction of aircraft and other vehicles, that forms a 2-part unit with the adaptor. It is filled into the adaptor once the latter has been positioned on the wall and unites it securely with the host surface. The adaptor doubles up as the mount for the METRIC® accessory, which then merely has to be slotted over and fastened. Items affixed using the METRIC® bonding technique can be subjected to loadings of up to 100 kg.

And should you change your mind, the METRIC® accessory can be detached just as easily without leaving a trace – and fitted somewhere else. Then you simply need a new adaptor. Should you wish to remove the METRIC® accessory, simply reverse the above process until just the adaptor is left in position. Use pliers to carefully detach this from the wall and remove any adhesive residues with a glass scraper or silicon remover.

Here's how to proceed:

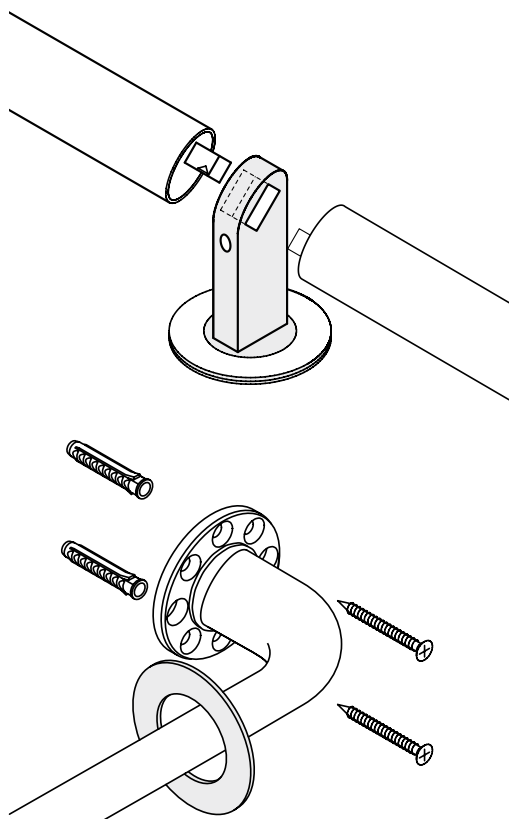
1. Clean the host surface well with a clean dry cloth.
2. Remove the protective film from the adhesive ring on the back of the adaptor.
3. Press the adaptor firmly into position at the point envisaged.
4. Fill the bonding agent into the aperture provided until it can be seen emerging from the second aperture.
5. Allow the special glue to harden for at least 12 hours and then fit the cover plate.
6. Slot on the METRIC® accessory and fasten it with an Allen key. Done!

ErgoSystem® + METRIC®

140	Assembly and fixing methods
148	Index
150	Product Code index
151	Digital catalogue
152	Reference projects

ErgoSystem® E300

Assembly and fixing methods



Plug-in assembly

Handrail, corner and end sections are fitted with connector lugs having, on one side, a tapped borehole into which an M6 set screw has been inserted and, on the other, a countersink. Sections are joined together by pushing

these connector lugs into a snug-fit retention slot on the bracket and securely fastening them with a Size 3 socket key via a borehole on the underside.

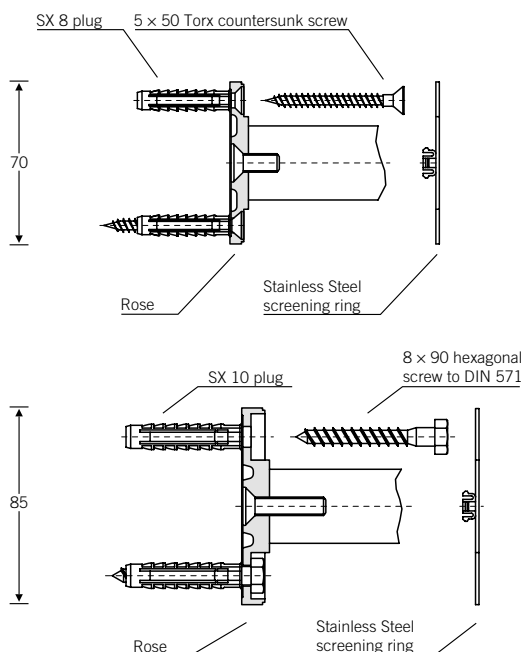
Fixing

The fixing roses for the handrail and grab system have six boreholes, making for very secure screw fixing. Once assembly has been completed, Stainless Steel covering profiles are attached to the fixing roses with the aid of plastic

clips to conceal the screw fixing.

Important note

Should your walls necessitate a different form of fixing (light-weight designs, cavity bricks, secondary wall systems etc.), please follow the instructions of the wall-plug or wall-system manufacturers.



Accessories comprising 5 x 50 Stainless Steel Torx countersunk screws and SX 8 plastic wall plugs are supplied for fixing the handrail and grab system to solid masonry walls. The means of fixing is concealed by clipping on the Stainless Steel screening ring. This type of fixing is

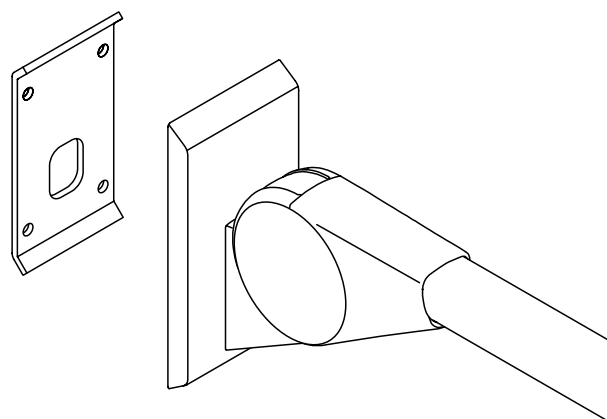
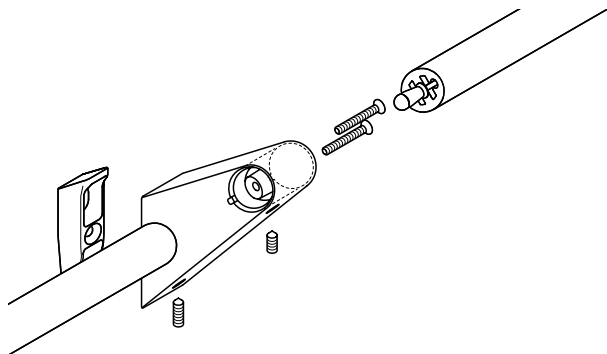
specifically applicable to a rose of 70 mm Ø.

Accessories comprising SX 10 plastic plugs and 8 x 90 mm Stainless Steel hexagonal screws conforming to DIN 571 are supplied for fixing support rails to solid masonry walls. In the case of grab rails with roses 85 mm in diameter, 8 x 60 mm screws are supplied.

The means of fixing is concealed by clipping on the Stainless Steel screening ring.

ErgoSystem® A100

Assembly and fixing methods



Assembly

Handrail sections come with one bracket attached ex works. Modules can be screwed together to form either handrail configurations or grab rails. There is a pin on one side of each section by means of which it is secured to the

adjacent section at the level of the bracket. This is performed by means of an M5 grub screw passed through a borehole at the bottom of the bracket.

Fixing

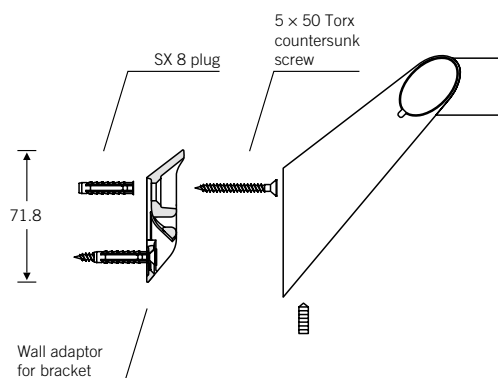
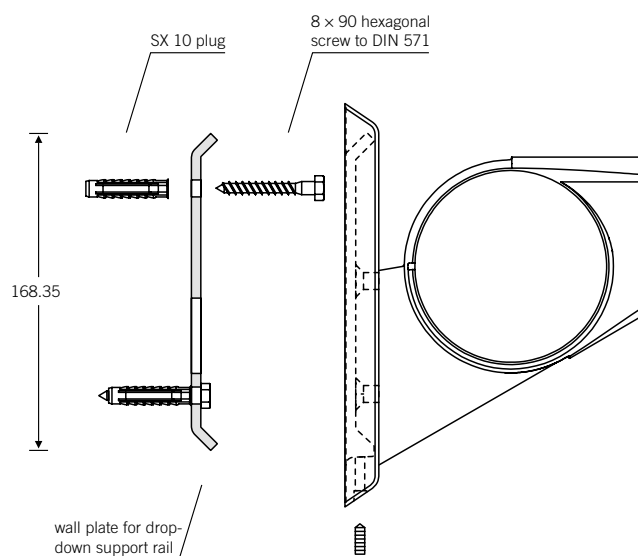
A key component in the fixing of pre-assembled modules is what is known as the “assembly-shoe concept”, which compensates for lateral play of up to +/- 2mm. Assembly shoes are applied at the brackets of grab rails and handrail configurations. Used is made of cylindrical pins to fix the utensils tray or wall brackets for the

shower rail. Both are concealed once the applicable components have been pressed home and secured with M5 grub screws – a technique FSB has adopted for decades for the fixing of door pulls.

Important note

Should your walls necessitate a different form of fixing (light-weight designs, cavity bricks, secondary wall systems etc.), please follow the instructions

of the wall-plug or wall-system manufacturers.

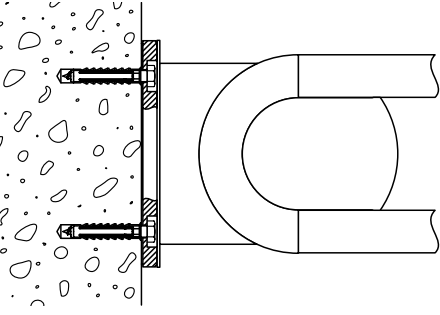
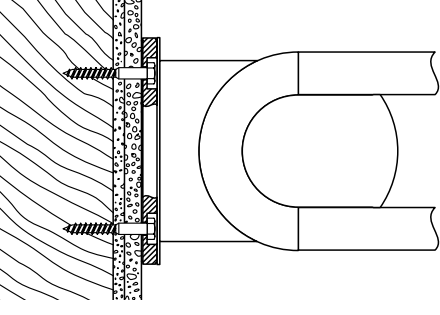
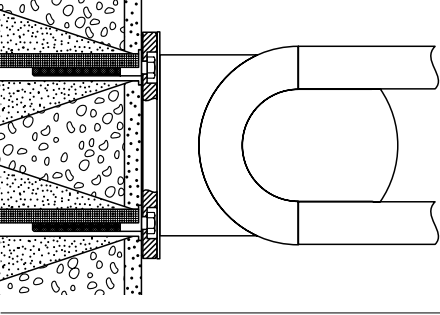
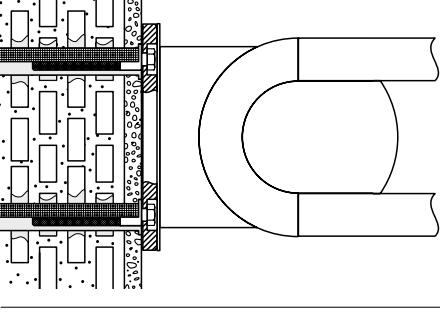
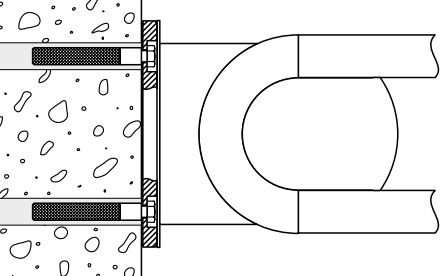


A fastening set comprising 8 x 90 mm Stainless Steel hexagonal screws to DIN 571 and SX 10 plastic plugs is supplied for fitting **drop-down support rails** to solid walls (though not to false or dry walls).

A fastening set comprising 5 x 50 mm Torx countersunk screws in Stainless Steel and SX 8 plastic plugs is supplied for fitting the **hand/grab rail system** to solid walls (though not to false or dry walls).

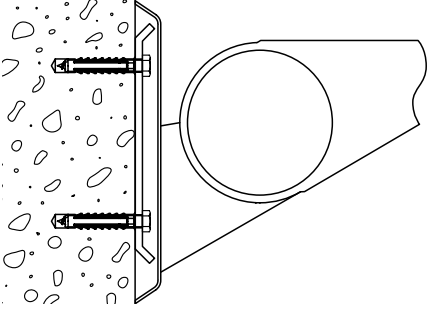
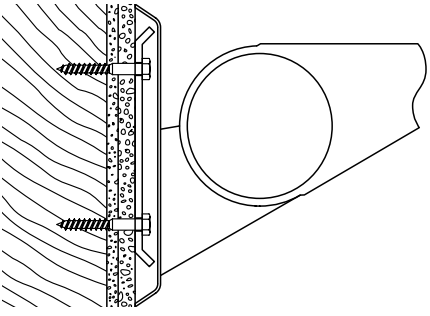
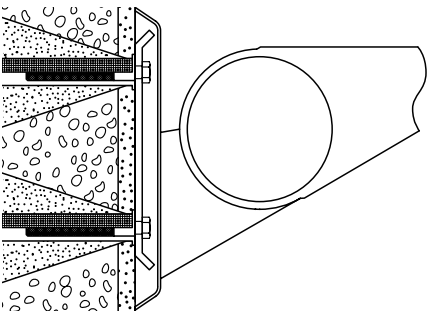
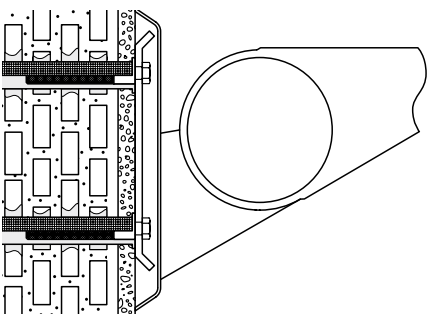
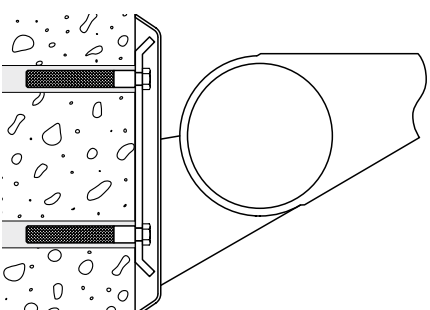
ErgoSystem® E300

Fixing recommendations

	Type of wall	Grab rails and handrail combinations	Support rails and tip-up seat
	<ul style="list-style-type: none"> Concrete (> B15) 	Fischer SX 8 × 40 plug	Fischer 5 × 10 LR × 08 plug
The screws supplied by FSB can be used in conjunction with the wall-plug types shown here.			
	<ul style="list-style-type: none"> Plasterboard Chipboard Hardboard backed with bonded laminated timber board 	Spax countersunk screw T (Torx) 5 × 50	Hexagonal screw DIN 571 8 × 90 Shankless Stainless Steel hexagonal screw, with continuous wood-screw thread to DIN 571
	<ul style="list-style-type: none"> Solid V2 lightweight concrete block Solid clay brick HLz4 vertical coring brick G2 expanded concrete (pumice stone) Cored sand-lime brick 	Fischer SX 8 × 40 plug	Fischer SX 10 LR × 80 plug
	<ul style="list-style-type: none"> Vertical coring brick Cored sand-lime brick Cavity block 		Fischer with screw anchor collar FISH 16 × 75 M injection screw anchor collar and FISE 11 × 75 M8 injection internal-thread anchor
	<ul style="list-style-type: none"> Concrete Natural stone Solid sand-lime brick Solid construction materials Solid bricks 		Fischer without screw anchor collar FISE 11 × 75 M8 injection internal thread anchor

ErgoSystem® A100

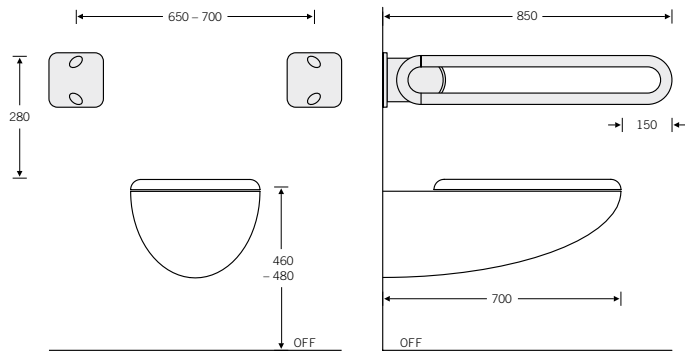
Fixing recommendations

	Type of wall	Grab rails and handrail combinations	Support rails and tip-up seat
	<ul style="list-style-type: none"> Concrete (> B15) 	Fischer SX 8 × 40 plug	Fischer 5 × 10 LR × 08 plug
The screws supplied by FSB can be used in conjunction with the wall-plug types shown here.			
	<ul style="list-style-type: none"> Plasterboard Chipboard Hardboard backed with bonded laminated timber board 	Spax countersunk screw T (Torx) 5 × 50	Hexagonal screw DIN 571 8 × 90 Shankless Stainless Steel hexagonal screw, with continuous wood-screw thread to DIN 571
	<ul style="list-style-type: none"> Solid V2 lightweight concrete block Solid clay brick HLz4 vertical coring brick G2 expanded concrete (pumice stone) Cored sand-lime brick 	Fischer SX 8 × 40 plug	Fischer SX 10 LR × 80 plug
	<ul style="list-style-type: none"> Vertical coring brick Cored sand-lime brick Cavity block 		Fischer with screw anchor collar FISH 16 × 75 M injection screw anchor collar and FISE 11 × 75 M8 injection internal-thread anchor
	<ul style="list-style-type: none"> Concrete Natural stone Solid sand-lime brick Solid construction materials Solid bricks 		Fischer without screw anchor collar FISE 11 × 75 M8 injection internal thread anchor

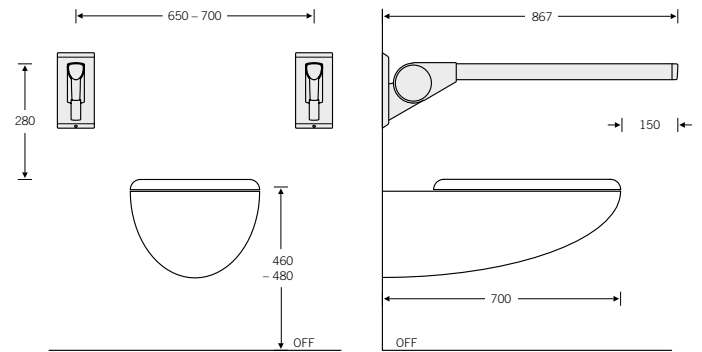
ErgoSystem® E300 and A100


Planning information WC area

E300



A100

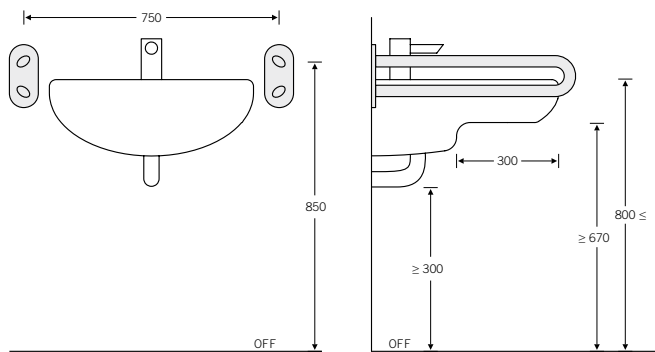


	DIN 18 040/1	DIN 18 040/2 	DIN 18 040/2
Fixing height including seat	460 – 480 mm	460 – 480 mm	as required
WC depth (distance of front edge from wall)	≥ 700 mm	700 mm	550 mm
Mobility area at sides	≥ 900 mm to either side	min. 900 mm on the access side	as required
Negotiable area in front of WC	1,500 mm deep 1,500 mm wide	1,500 mm deep 1,500 mm wide	1,200 mm deep 1,200 mm wide
Distance of WC from side wall	≥ 900 mm	≥ 300 mm	≥ 200 mm
Drop-down rails	280 mm above WC seat height on either side 150 mm above front edge of WC	280 mm above WC seat height on either side	as required
<ul style="list-style-type: none"> Distance between rails Integrated flushing mechanism Integrated toilet-roll holder Backrest 	650–700 mm to left and right 550 mm behind front edge of WC	650–700 mm to left and right 550 mm behind front edge of WC	as required as required as required as required
It is necessary when planning bathrooms and WCs in barrier-free buildings to conform to the following standards:	DIN 18 040 Part 1 governs the planning, execution and fitting-out of publicly accessible buildings or parts thereof/outbuildings, i. e. all structural facilities besides purely residential buildings. This standard does not, however, apply to schools, nursery schools and hospitals – the respective Federal State building regulations having effect here instead. Workplaces, by contrast, are covered by the Workplace Directive.	DIN 18040 Part 2 governs the planning, execution and fitting-out of new rented and cooperative accommodation and equivalent residential facilities suitable for wheelchair users.	DIN 18040 Part 2 governs the planning, execution and fitting-out of new rented and cooperative barrier-free accommodation and equivalent residential facilities.

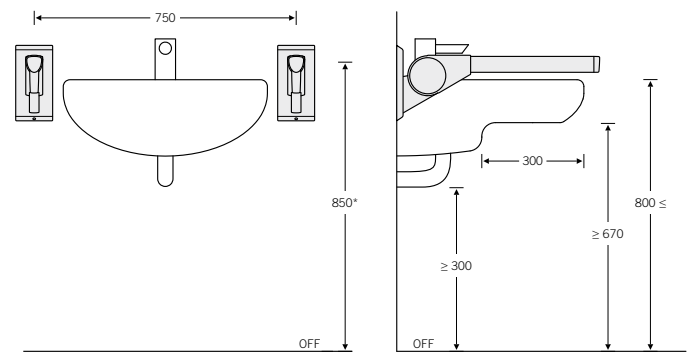
ErgoSystem® E300 and A100


Planning information washstand area

E300



A100



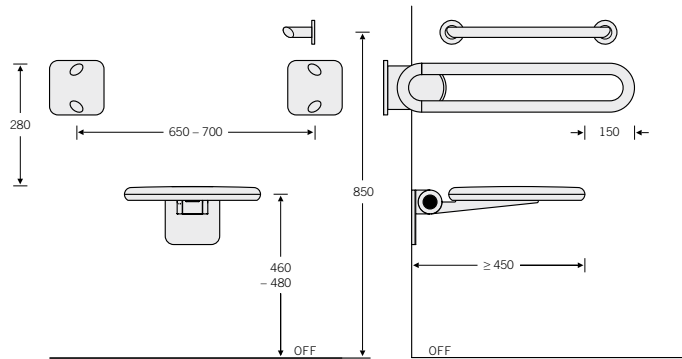
	DIN 18 040/1	DIN 18 040/2 	DIN 18 040/2
Fixing height, top edge of washstand	≤ 800 mm	≤ 800 mm	≤ 850 mm
Negotiable area in front of washstand	1,500 mm deep 1,500 mm wide	1,500 mm deep 1,500 mm wide	1,200 mm deep 1,200 mm wide
Room to negotiate beneath	≥ 550 mm	550 mm	550 mm
Depth of leg room	≥ 300 mm	300 mm	300 mm
Seating room beneath	≥ 670 mm vertically	≥ 670 mm vertically	≥ 670 mm vertically
Contactless single-lever fittings with protection against scalding	mandatory	recommended	recommended
One-hand soap dispenser, paper towel dispenser, waste bin / hand dryer	To be positioned near the washstand	as required	as required
Flush or recess-mounted stench trap	mandatory	mandatory	mandatory
Mirror viewable in either seated or standing position	A mirror at least 1,000 mm high is to be fitted above the washstand	A mirror at least 1,000 mm high is to be fitted above the washstand	as required

* Fitting height as for grab rail

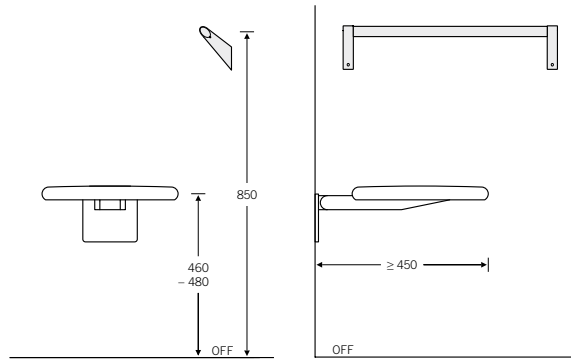
ErgoSystem® E300 and A100


Planning information shower area

E300



A100



	DIN 18 040/1	DIN 18 040/2 	DIN 18 040/2
Flush with floor (no steps to be negotiated)	1,500 mm deep 1,500 mm wide	1,500 mm deep 1,500 mm wide	1,200 mm deep 1,200 mm wide
Retro-installation of a bath	not prescribed for the public domain	to be capable of having a lifter run underneath	must be possible
Tip-up seat	Fixing height 460–480 mm, alternatively free-standing stool 82 8243	Fixing height 460–480 mm, must be retrofittable	as required
Drop-down rails	280 mm above the tip-up seat section on either side	must be retrofittable	
Grab rail	Fixing height 850 mm	as required	as required
Taps	Fixing height 850–1,050 mm at side, within reach of a person sitting down	Fixing height 850–1,050 mm at side, within reach of a person sitting down	as required
Contactless single-lever fittings with protection against scalding	mandatory	recommended	recommended
It is necessary when planning bathrooms and WCs in barrier-free buildings to conform to the following standards:	DIN 18 040 Part 1 governs the planning, execution and fitting-out of publicly accessible buildings or parts thereof/ outbuildings, i. e. all structural facilities besides purely residential buildings. This standard does not, however, apply to schools, nursery schools and hospitals – the respective Federal State building regulations having effect here instead. Workplaces, by contrast, are covered by the Workplace Directive.	DIN 18040 Part 2 governs the planning, execution and fitting-out of new rented and cooperative accommodation and equivalent residential facilities suitable for wheelchair users.	DIN 18040 Part 2 governs the planning, execution and fitting-out of new rented and cooperative barrier-free accommodation and equivalent residential facilities.

ErgoSystem® E300

A-Flex support plate for use with drop-down support rail/tip-up shower seat	29	Supporting leg for FSB drop-down support rails	35
A-Flex tip-up shower seat with rotating seat section	53	Surface-mounted cable box	30
A-Flex tip-up shower seat with straight-sided seat section	53	Suspended seat with armrest	50
Angled rail	41, 42	Suspended seat with wall/floor-mounted support	48
Angled shower curtain rail	62	Suspended seat with wall-mounted support	48, 49
Armrest for attachment to support and grab rails	35	Tilting mirror	68
Backrest for retrofitting to drop-down support rails	34	Tip-up shower seat with rotating seat section	52
Bath towel rail	71	Tip-up shower seat with straight-sided seat section	51
Bath towel rail, double	71	Toilet-roll holder for attachment to support and grab rails	35
Bracket for push-button	36	Toilet-roll holder with roll brake	77
Ceiling connector for suspended ceilings	62	Toilet-roll holder with roll brake (anti-ligature)	78
Coat hook	75	Utensils tray	66
Door stop	79	Walking aid holder	66
Double wall hook	75	Wall hook	74, 75
Drop-down support rail A-Flex, spring-loaded	29	Wall hook, double	74
Drop-down support rail for fitting side-on	31	Wall mirror	69
Drop-down support rail with function buttons	30	Wall mirror in Polished Stainless Steel incl. bearer plate	70
Drop-down support rail with holder for safety belt	33	Wall mirror without bearer plate	70
Drop-down support rail, spring-loaded (support plate 160 × 160 mm)	28	Wall-mounted support rail	44
Drop-down support rail, spring-loaded (support plate 85 × 195 mm)	32		
Floor/wall-mounted support rail	45		
Folding hook (anti-ligature)	76		
Free-standing stool with rotating seat	54		
Grab rail	41		
Hand towel rail double swivel-action	72		
Hand towel rail fixed	72		
Handrail combination	38		
Holder for safety belt	81		
Mirror holders	69		
Mug holder with plastic mug	67		
Oval toilet-brush set with removable plastic insert	79		
Plastic storage tray	40		
Radio-controlled push-button for attachment to grab rails/handrail combinations	36		
Rose-less angled rail	43		
Rose-less grab rail	43		
Safety belt with which to secure a person	81		
Shower and bath stool with rotating seat	54		
Shower attachment	61		
Shower curtain	63		
Shower curtain rail	63		
Shower curtain rail (anti-ligature)	64		
Shower hose	61		
Shower rail for attachment to grab rails/handrail combinations	59		
Shower rail for wall mounting	59		
Shower rail including shower attachment for attachment to grab rails/handrail combinations	58		
Shower rail including shower attachment for wall mounting	57		
Soap dispenser	67		
Soap holder with plastic soap dish	67		
Spare toilet-roll holder	78		
Splash guard	80		
Splash guard holder	80		

ErgoSystem® A100

Angled rail	98, 99
Backrest for wall mounting	107
Ceiling connector	115
Coat hook	122
Corner storage tray	96
Cover plate for drop-down support rail	90
Cover plate for grab rail	100
Cover plate for tip-up shower seat	106
Drop-down support rail	90
Drop-down support rail with funktion button(s)	93
Drop-down support rail with toilet-roll holder	92
Drop-down support rail, fixed	93
Drop-down support rail, oval.....	91
Grab rail	100
Hand towel rail, double swivel-action	121
Hand towel rail, single fixed	121
Handrail combination	96
Mug holder	119
Plastic storage tray	101
Radio-controlled push button for attachment to drop-down support rails.....	94
Shower attachment	113
Shower curtain	115
Shower curtain rail	114
Shower curtain rail for alcoves	115
Shower hose	113
Shower rail for attachment to grab rails/ handrail combinations	112
Shower rail for wall mounting	112
Shower rail including shower attachment for attachment to grab rails/handrail combinations.....	111
Shower rail including shower attachment for wall mounting	111
Soap dispenser	119
Soap holder	119
Spare toilet-roll holder	124
Supporting leg for drop-down support rail	94
Suspended seat for grab rails/handrail combinations	104
Tip-up shower seat	106
Toilet-brush set	124
Toilet-roll holder for attachment to drop-down support rail	94
Toilet-roll holder with roll brake	123
Utensils tray	118
Utensils tray with grab/towel rail	118
Wall hook	122
Wall hook, double	122
Wall mirror	120

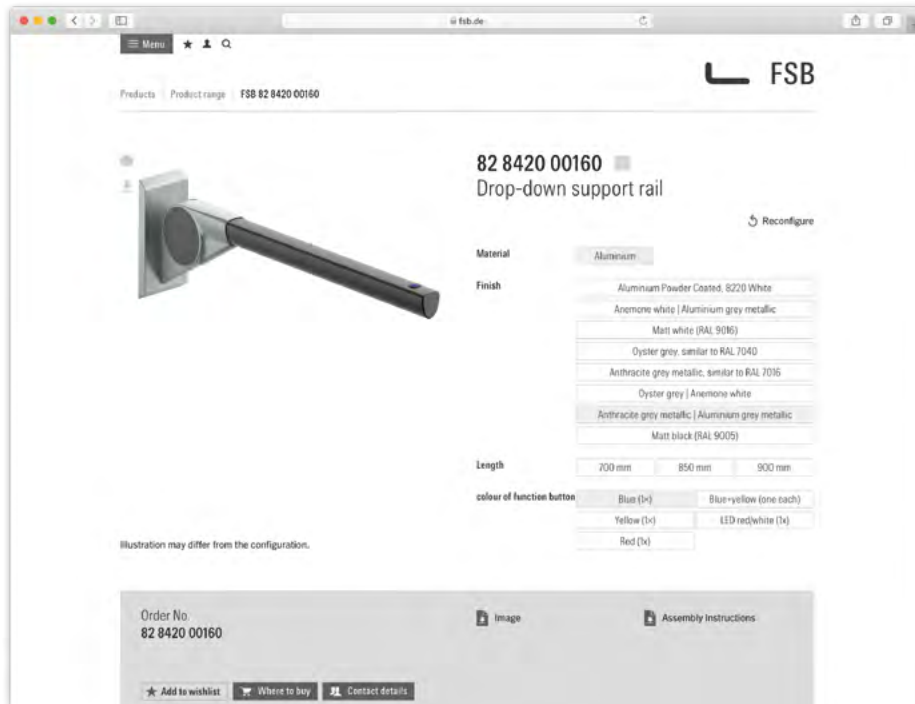
METRIC® Bathroom accessories

Bath towel rail	132
Bath towel rail, double	132
Coat hook	133
Door stop	136
Hand towel rail, double swivel-action	133
Mug holder with glass	131
Shower attachment	130
Shower hose	130
Shower rail for wall mounting	129
Shower rail including shower attachment for wall mounting	128
Soap dispenser	131
Soap holder with soap dish	131
Spare toilet-roll holder, for one toilet-roll	134
Spare toilet-roll holder, for two toilet-rolls	134
Toilet-brush set, oval	135
Toilet-brush set, round	135
Toilet-roll holder with roll-brake, LH	134
Toilet-roll holder with roll-brake, RH	134
Utensils tray	131
Wall hook	133

Article-No.	Page	Article-No.	Page	Article-No.	Page
5223 0001 6015	70	82 8260 00011	71	82 8290 00011	81
5223 0010 6015	70	82 8260 00012	72	82 8290 00016	81
82 8201	41, 43	82 8260 00015	66	82 8290 00054 55 56	61, 113, 130
82 8202	41, 43	82 8260 00021	71	82 8290 00057 58	61, 113, 130
82 8203	42	82 8260 00030	77	82 8299 00012	62
82 8210	42	82 8260 00032	78	82 8401	100
82 8211	39	82 8260 00033	66	82 8402	98
82 8212	39	82 8260 00039 00059	40, 101	82 8403 8405	99
82 8213	38	82 8260 00040	67	82 8404	96
82 8214	40	82 8260 00041	67	82 8406	100
82 8221	44	82 8260 00042	79	82 8407 8408	96
82 8222	44	82 8260 00050	59	82 8420 00...	93
82 8224	28, 91	82 8260 00051	69	82 8420 000...	90
82 8224 06... 07... 08... 09...	28	82 8260 00052	69	82 8420 01...	92
82 8224 07021 07022	31	82 8260 00053	68	82 8421 00000 00001	90
82 8224 08531 08532	33	82 8260 00054 00055 00056	70	82 8421 00100 00101	106
82 8224 09021 09022	31	82 8260 00058	77	82 8421 00201 00200	100
82 8224 09031 09032	33	82 8260 00060 00061	76	82 8422	93
82 8225	45	82 8260 00070	77	82 8428 00001 00002	94
82 8227 00002 00003	29	82 8260 00073 00074	73	82 8435	115
82 8228	35	82 8260 00075	67	82 8438	114
82 8233 82 8235	64	82 8260 00076	57	82 8439	112
82 8234	63	82 8260 00130	77	82 8445 00002	94
82 8235	64	82 8260 01005 01007	75	82 8446	107
82 8236 10850	80	82 8260 01008 01009	76	82 8448	115
82 8237	63, 115	82 8260 01050	60	82 8449	94
82 8238	62	82 8260 01058	78	82 8450 10000 20000	104
82 8239	59	82 8270 00001 00002	133	82 8451	106
82 8243	54	82 8270 00003	136	82 8458	111
82 8244 00000	52	82 8270 00010	133	82 8460 00001	121
82 8244 00001	53	82 8270 00011	132	82 8460 00002	121
82 8245	35	82 8270 00015 00016	131	82 8460 00003	122
82 8246	35	82 8270 00021	132	82 8460 00004	122
82 8247	34	82 8270 00030 00130	134	82 8460 00005 00006	123
82 8248 00000 00001	36	82 8270 00031	134	82 8460 00007	124
82 8248 00002	36	82 8270 00032	134	82 8460 00008	124
82 8248 00003	30	82 8270 00040 00041	131	82 8460 00010	118
82 8248 01000	62	82 8270 00042	135	82 8460 00011	118
82 8249	80	82 8270 00043	135	82 8460 00012	119
82 8250 00000	48	82 8270 00050	129	82 8460 00013	96
82 8250 00001	48	82 8270 00051	128	82 8460 00014	119
82 8250 001...	50	82 8270 08001	133	82 8460 00015	120
82 8251 00000	51	82 8270 08003	136	82 8460 00017	124
82 8251 00001	53	82 8270 08010	133	82 8460 00018	122
82 8253	49	82 8270 08011	132	82 8460 00020	123
82 8258	58	82 8270 08015 08016	131	82 8460 00022	119
82 8259 01198	60	82 8270 08021	132		
82 8260 00001	74	82 8270 08030 08130	134		
82 8260 00002	74	82 8270 08031	134		
82 8260 00003	79	82 8270 08032	134		
82 8260 00004	75	82 8270 08040 08041	131		
82 8260 00005	74	82 8270 08042	135		
82 8260 00006	75	82 8270 08043	135		
82 8260 00007	74	82 8270 08050	129		
82 8260 00010	72	82 8290 00005	63, 114		

The full range on the network:

www.fsb.de/catalogue



Visiting www.fsb.de will keep you up-to-date at all times. Our website offers you a convenient search function with which to find the FSB Field Service colleague responsible for your region as well as sources of supply at which you can grasp the merits of FSB products live, in our partners' showrooms.

All our current publications such as brochures and the FSB Manual can be downloaded at www.fsb.de/downloads. Our General Terms & Conditions of Trade are to be found at www.fsb.de/gtc

Our "Digital Catalogue", what's more, amounts to one of the most comprehensive and convenient product configurators in the trade. As well as giving you an indepth view of a product range that, in printed material, can usually only be displayed in specimen form, it also supports you visually with material on technical aspects of doors and windows you have yet to acquire specific overviews of. Your configurations can be saved and added to at a later date – or else they can, once you have decided you would like to buy FSB products, be forwarded as a shopping basket to our sales partners.

Digital catalogue

- Configure individual product versions that are exactly tailored to your needs or those of your customers.
- Give advice, acquire customers and plan with the digital catalogue: our product configurator offers an unrivalled depth of product range.
- Take advantage of the variety and unique selling points of the FSB range for your own marketing: no more comparability and away from the old familiar standards!
- Create watch lists and save these permanently.
- Recommend products to others, e. g. colleagues, staff, customers, planners, architects ...
- Direct requests for quotes straight to the dealer of your choice.
- Get CAD datasets and Specification texts by downloading them.

The Number One choice: ErgoSystem® + METRIC® Bathroom accessories

The A100 and E300 ErgoSystems and METRIC® accessory range fit in with any bathroom and setting in their own different ways. They ensure enhanced levels of convenience without shouting about it and have impressive credentials both functionally, due to their well-conceived ergonomics, and formally, due to their restrained looks.

Handles and accessories in Stainless Steel or powder-coated Aluminium, seat surfaces made in kind-to-the-skin PUR, a most exacting level of fabrication and a virtually unrivalled systemic depth: all this makes the ErgoSystem® the ideal solution for handicapped or elderly persons – as well as for those who simply cherish a little more convenience. Anyone looking for bathroom accessories that subtly merge with a space's design is onto a reliably tasteful thing with the METRIC® range.

Discerning customers from a variety of sectors have been won over by the system's palpable benefits and have already opted for the number one choice. Cited alongside are a number of reference projects in which ErgoSystem® E300 has been proving its worth for years.

Germany

- MEDIAN Hohenfeld-Kliniken Bad Camberg
- DRV Deutsche Rentenversicherung Bund, Reha-Zentrum Bad Driburg, Klinik Berlin
- Paracelsus-Krankenhaus Unterlengenhardt e.V.
- Evangelische Martinstift gGmbH, Bad Lippspringe
- Kliniken Main-Taunus-Kreis, Bad Soden
- DRV Deutsche Rentenversicherung Bund, Berlin
- Fürst Donnersmarck-Stiftung zu Berlin, P.A.N. Zentrum für Post-Akute-Neuro-rehabilitation, Berlin
- AWO Seniorenresidenz, Bexbach
- Krankenhaus Bietigheim-Bissingen
- Kath. Hospitalvereinigung Weser-Egge, Brakel, Bad Driburg, Höxter und Steinhelm
- Klinikum Bremen-Mitte, Bremen
- Klinikum Bremen-Ost, Bremen
- Lukas-Krankenhaus Bünde
- BHD Seniorenwohnanlage St. Johannes, Coesfeld-Lette
- AWO Seniorenwohnstätte Dortmund-Eving
- Altenzentrum St. Antonius, Dortmund
- Franz-Hospital, Dülmen
- Marien Hospital Düsseldorf
- Service Wohnen, Düsseldorf
- Studentenwohnheime, Düsseldorf (IBS Bäder)
- Universitätsklinikum Düsseldorf
- EDI-Wohnpark, Edingen-Neckarhausen
- Marienhospital Emsdetten
- Klinik Königsfeld, Ennepetal
- Wohnheim Erwitte
- Huyssenstift Kliniken Essen-Mitte
- St. Elisabeth Krankenhaus, Essen
- Universitätsklinikum Essen (AöR)
- Universitätsklinikum Freiburg
- Theresianum Alten- und Pflegeheim, Fürstenfeldbruck
- St. Vinzenz-Haus – Marienhospital, Gelsenkirchen
- Altenpflegeheim Georgenthal
- Westf. Klinik für Psychiatrie, Gütersloh
- Seniorenzentrum Konrad-Beckhaus-Heim, Höxter
- St. Vincentius-Kliniken, Karlsruhe
- Wohnbebauung Gartenstadt Quartier Sonnengrün, Karlsruhe
- Klinikum Kirchheim-Nürtingen
- St. Vinzenz-Hospital, Köln
- Klinikum Leer
- St. Bonifatius Hospital, Lingen
- Dreifaltigkeits-Hospital, Lippstadt
- Kreiskrankenhaus Lörrach
- Klinikum Ludwigsburg
- St.-Marien-Hospital, Lünen
- Katholisches Klinikum Mainz
- LVCH-Klinik, Malente
- LWL-Wohnverbund Marl-Sinsen
- Seniorenheim St. Niklas, Mellrichstadt
- Johannes Wesling Klinikum, Minden
- St. Marien Hospital, Mülheim a. d. Ruhr
- Alexianer, Münster
- Westfälische Wilhelms-Universität, Münster
- Bettenhaus Inkelhofen, Neuwied
- St. Elisabeth Krankenhaus, Neuwied
- Integratives Senioren- und Begegnungszentrum St. Anna, Pfaffenhausen
- Seniorenheim Roth
- Panorama Fachklinik, Scheidegg/Allgäu
- Marienkrankenhaus Schwerte
- Emma-Reichle-Heim, Stuttgart
- Frauenklinik Charlottenhaus, Stuttgart
- Marienhospital, Stuttgart
- Pflegeheim Filderhof, Stuttgart-Vaihingen
- Altenwohnanlage, Thansau
- BDH-Klinik Vallendar GmbH, Fachklinik für Neurologie – Medizinisch-berufliche Rehabilitation, Vallendar
- Caritasverband für die Region Kempen-Viersen e. V.
- Krankenhaus Wangen
- AWO Seniorenresidenz St. Mattheis, Weiskirchen
- Marien-Hospital Wesel
- Westfälische Kliniken LWL: Marl, Lengerich, Münster, Bochum, Herten, Warstein

Belgium

- UZ Polykliniek Gent
- WZC Westervier Brugge
- Care for Life Triamant Geluwe
- Adagio serviceflats Tielt
- Kotville Brugge
- AZ Zeno Knokke
- Duinenzicht Twin Properties
- AZ Alma Eeklo
- CHU St-Pierre
- MRS Jolie Bois St-Georges
- WZC Amphora Wingene
- MRS Les Avelines Huy
- MRS Bultia Gerpinnes
- WZC St-Amand Zwevege
- AZ St-Jan, Brugge
- AZ Maria Middelaes, Gent
- AZ Damiaan, Oostende
- AZ Nikolaas, St-Niklaas
- GZA gasthuiszusters ziekenhuizen, Antwerpen
- UZA, Antwerpen
- OCMW rusthuizen, Brugge
- OLV ziekenhuis, Aalst
- St-Franciskusziekenhuis, Heusden-Zolder
- Welzijns-campus Tourmaliën, Genk
- WZC Kapittelhof, Lommel
- WZC De Boomgaard, Langemark-Poelkapelle
- CNRF, Fraiture
- Résidence Chèvrefeuilles, Havré
- B&B Maison Bousson, Brugge
- Hotel La réserve, Knokke
- Hotel Thon, Brussel
- WZC De Zathe, Nieuwpoort
- RVT Wissekerke, Bazel-Kruibeke
- RVT Immaculata, Edegem
- Asster Campus St-Trudo, St-Truiden
- WZC Heilige Familie, Heist op den Berg
- WZC Heilig Hart, Nijlen
- WZC Mariënhove, Malle
- Care for life, Heers Velm
- Zorghotel Wellington, Solidariteit van het gezin, Oostende
- WZC Haerlebout CM, Middelkerke
- Blok X Stedelijk ziekenhuis, Roeselare
- UD Woonlabo, Hasselt
- Serviceresidentie Patershof, Beernem
- Centre Sainte Thérèse, Ciney
- RVt Het Pardoën, Wervik
- Residentie Alfons Smet, Dessel
- WZC Den Akker, St-Truiden
- WZC St-Jozef, Lichtervelde
- Mariahove vzw, Bellem
- Zorghotel De Pupiter, Kluisbergen

France

- Hôpital de Roanne, Roanne
- Hôpital Américain, Neuilly
- Fondation Imagine, Paris
- Grand Hôtel de Castre, Castre
- Hôtel de Ville, Montpellier
- Gares TGV
- Hôpital Le Vinatier, Lyon
- Centre Hospitalier Erstein, Strasbourg
- Polyclinique St. Roch, Montpellier
- Cercle de Deauville, Deauville
- Hôtel de Flore, Paris
- Sofitel, Quiberon Hôtels OKKO, Nantes et Grenoble
- Le Campus EDF, Palaiseau
- Galerie La Fayette, Lyon
- Les Sources Caudalie, Martillac
- Hôtel La Corniche, Le Pyla
- Hôtel Peninsula, Paris

Luxembourg

- Clinique Ste Marie, Esch-sur-alzette
- MRS Servior, Differdange
- MRS Elysis, Esch sur Alzette

Monaco

- Conseil National, Monaco

Austria

- Krankenhaus Dornbirn
- Altenwohnheim Längenfeld
- Altenheim Lustenau

Switzerland

- Alters- und Pflegezentrum APZ, Amriswil
- Universitätsspital Basel
- Domicil Schwabgut, Bern
- Wohn- u. Pflegeheim Flawil
- Alterszentrum Im Hof, Greifensee
- Tertianum AG Residenz Horgen
- Klinik St. Anna, Luzern
- Altersheim Sonnenberg, Reinach AG
- Roche Customer-Service Center, Rotkreuz
- Spital Schwyz
- Psychiatrisches Zentrum St. Gallen
- Pflegezentrum Linthgebiet, Uznach
- Seelandheim, Worben
- The Dolder Grand, Zürich
- Tertianum AG Residenz Zürich Enge

Certification exercises

All the products covered in this brochure undergo stringent quality control at the works. They have additionally been submitted to the TÜV Rheinland testing authority for appraisal and verification of their quality and safeness and certified with that body's Geprüfte Sicherheit ("Tested Safety") kite-mark. We shall be pleased to provide you with the applicable certificates if you so desire.





Franz Schneider
Brakel GmbH + Co KG

Nieheimer Straße 38
33034 Brakel
Germany

Phone +49 5272 608-0
www.fsb.de · info@fsb.de