

Set for 2 or 3 wooden doors

	No.
Hawa Combino 65 H FS ol, door thickness 19–40 mm (3/4"-1 9/16"), for 2 doors	055.3205.071
Hawa Combino 65 H FS ol, door thickness 19–40 mm (3/4"-1 9/16"), max. door width 1350 mm (4'5 5/32"), for 3 doors	055.3205.072

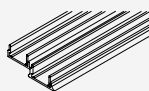
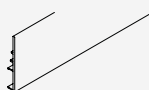

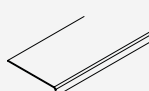
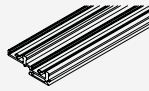

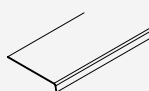
Set consisting of:

		055.3205.071	055.3205.072	No.
	Running gear, interior door, aluminum, anodized	2	4	055.3150.071
	Running gear bracket, exterior door, steel, zinc-plated	2	2	055.3159.071
	Running gear, exterior door, aluminum, anodized	2	2	055.3158.071
	Anti-derailment device, plastic, red	4	6	055.0279.001
	Guide bracket, interior door, aluminum, anodized	2	4	055.3178.071
	Guide bracket, exterior door, aluminum, anodized	2	2	055.3179.071
	Guide plate, plastic, gray	4	6	055.0269.001
	Stopper, left, plastic, gray	2	2	055.3163.071
	Stopper, right, plastic, gray	2	2	055.3163.072
	Stopper guide, plastic, gray	4	4	055.3135.071
	Door follower, with soft close, plastic, gray	1	2	055.0268.001
	Activator, for door follower, steel, zinc-plated	1	2	055.0259.101
	Rounded head screw, M5x16 mm, steel, zinc-plated	4	4	600.0000.782
	Countersunk head screw, 5x20 mm, steel, zinc-plated	42	62	600.0000.787
	Thread-cutting rounded head screw, M4x8 mm, steel, zinc-plated	1	2	762.7009.100
	Thread-cutting head screw, M4x8 mm, steel, zinc-plated	4	6	600.0000.344
	Thread-cutting countersunk head screw, M3x6 mm, steel, zinc-plated	2	4	600.0000.789
	Buffer, with adhesive, 2-piece set		1	053.3364.051


Track sets

	No.
Hawa Combino 65/80 H FS ol, 2500 mm (8'2 7/16")	055.3211.071
Hawa Combino 65/80 H FS ol, 4000 mm (13'1 15/32")	055.3211.072

Set consisting of:

		mm (inch)	055.3211.071	055.3211.072	No.
	Double running track, aluminum, anodized	2500 (8'2 7/16")	1		055.3183.250
	Double guide track, aluminum, anodized	2500 (8'2 7/16")	1		055.3184.250
	Panel profile running track, aluminum, anodized	2500 (8'2 7/16")	1		055.3181.250
	Panel profile guide track, aluminum, anodized	2500 (8'2 7/16")	1		055.3182.250
	Panel profile cover, aluminum, anodized	1300 (4'3 3/16")	1		055.3170.130
	Fixing adapter, zinc-plated		15	20	055.3180.071
	Drilling jig, plastic, anthracite		1	1	055.0316.001
	Countersunk head screw, 4x25 mm, steel, zinc-plated		60	80	766.5042.125
	Double running track, aluminum, anodized	4000 (13'1 15/32")		1	055.3183.400
	Double guide track, aluminum, anodized	4000 (13'1 15/32")		1	055.3184.400
	Panel profile running track, aluminum, anodized	4000 (13'1 15/32")		1	055.3181.400
	Panel profile guide track, aluminum, anodized	4000 (13'1 15/32")		1	055.3182.400
	Panel profile cover, aluminum, anodized	1600 (5'3")		1	055.3170.160

Reinforcement profile

		mm (inch)	No.
	Reinforcement profile, aluminum, anodized, pre-drilled, recommended from a span width of 800 mm (2'7 1/2")	2500 (8'2 7/16")	055.3185.250
		4000 (13'1 15/32")	055.3185.400

Soft close

For soft closing in opening and closing direction order 2 sets.

		No.
Hawa Combinio 65 H FS ol, up to 65 kg (143 lbs.), 2 pieces	055.3206.071	No.





Set consisting of:

	Soft close, right, up to 65 kg (143 lbs.)	1	055.3187.074
	Soft close, left, up to 65 kg (143 lbs.)	1	055.3187.073
	Activator, for soft close, plastic, gray	2	055.3186.071
	Thread-cutting rounded head screw, M4x20 mm, steel, zinc-plated	2	600.0000.783
	Thread-cutting countersunk head screw, M4x10 mm, steel, zinc-plated	2	600.0000.778

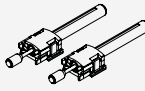
Soft close center door

		No.
Hawa Combinio 65/80 H FS ol, center door	055.3207.071	No.

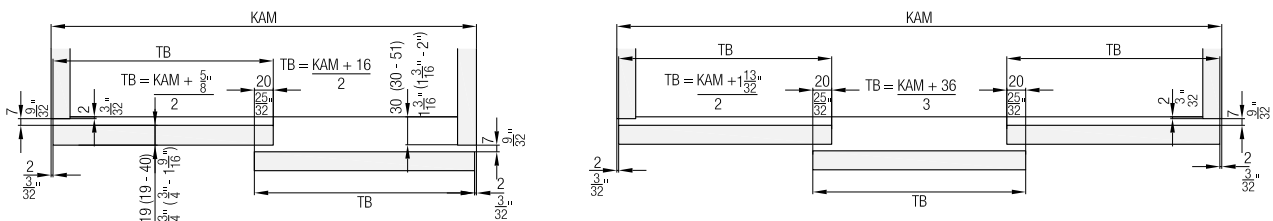
Set consisting of:

	Soft close, center door	1	055.3197.071
	Activator, for soft close center door	1	055.3198.071
	Rubber buffer, plastic, transparent	2	055.0318.001
	Thread-cutting rounded head screw, M4x10 mm, steel, zinc-plated	1	600.0000.790

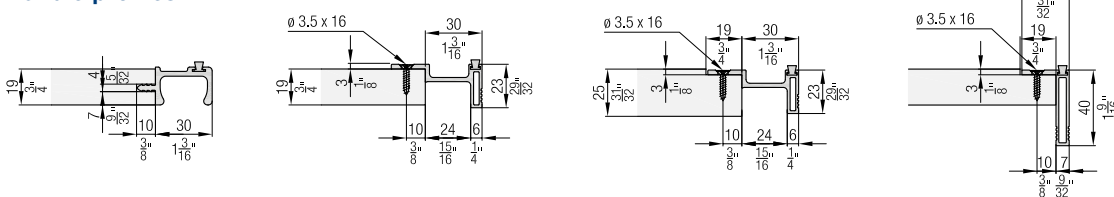
Accessories

		No.
	Soft close for guide (recommended from a door ratio bigger than 1:3. Can only be used with a soft close.)	055.3219.051

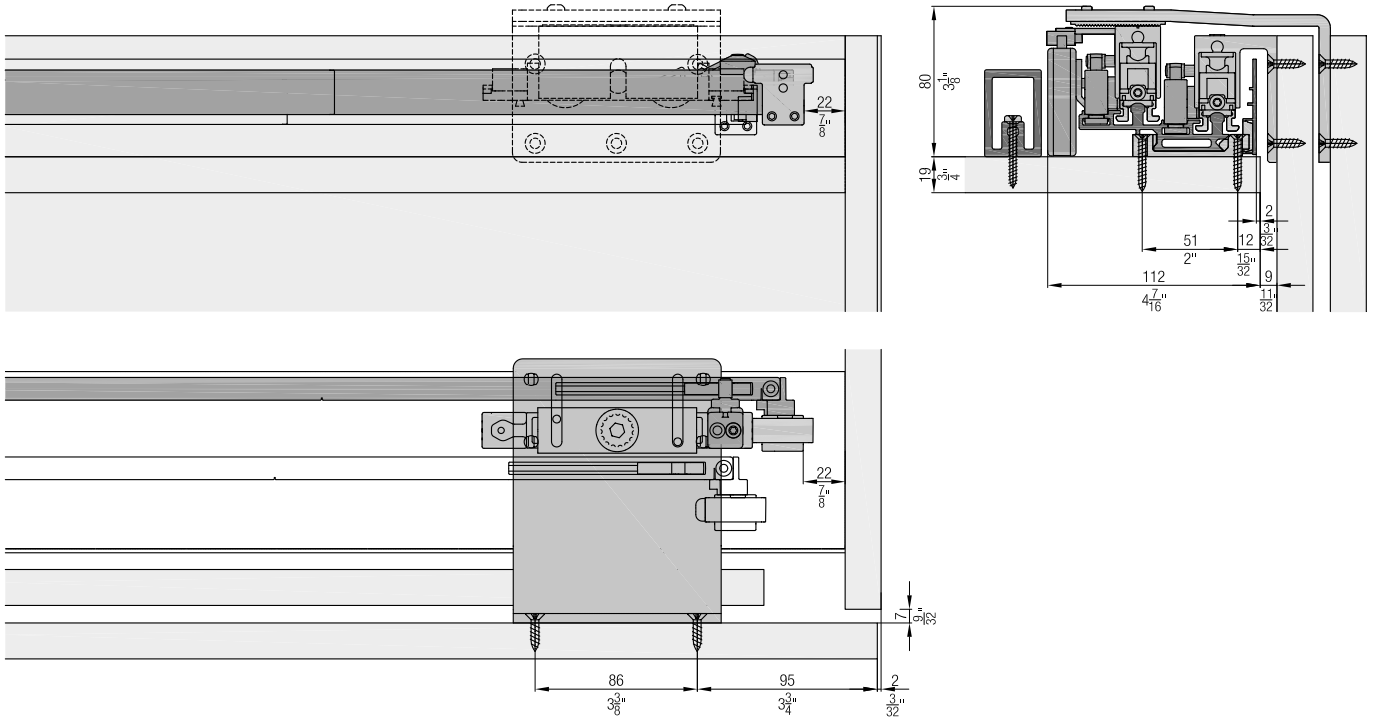
Calculations



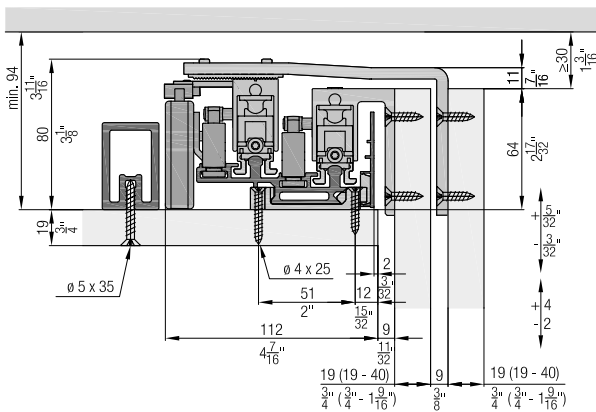
Handle profiles



Soft close



Soft close center door



Accessories

- Straightening fitting from page 265
- Handle profiles from page 268
- Order overview soft close from page 270

Planning/execution

Further information about the product can be found on www.hawa.com.