Hawa
Sliding Solutions

In buildings

Inspiring sliding solutions in buildings

Product overview and details

www.hawa.com

Inspiring sliding solutions in buildings

Hawa Junior

Hawa Porta

Hawa Super

Hawa Divido

4 The world of sliding

4 Areas of application and forms
6 Sliding solutions in buildings

8 Solutions for wood applications

10 Hawa Junior
12 Hawa Junior 40 Z
15 Hawa Junior 40 Z Pocket
20 Hawa Junior 40 B
24 Hawa Junior 40 B Pocket
28 Hawa Junior 80 Z
33 Hawa Junior 80 Z Pocket
38 Hawa Junior 80 B
45 Hawa Junior 80 B Pocket
51 Hawa Junior 80 Inox
53 Hawa Junior 80 Z Telescopic
57 Hawa Junior 80 Z Symmetric
59 Hawa Junior 100 Z
65 Hawa Junior 100 Z Pocket
71 Hawa Junior 100 B
79 Hawa Junior 100 B Acoustics
85 Hawa Junior 100 B Pocket
93 Hawa Junior 100 B Pocket Acoustics
101 Hawa Junior 120 A
104 Hawa Junior 120 A Pocket
108 Hawa Junior 120 B
113 Hawa Junior 120 B Pocket
117 Hawa Junior 160 A
119 Hawa Junior 160 B
121 Hawa Junior 250 A
123 Hawa Junior 250 B

126 Hawa Porta
128 Hawa Porta 40 H
133 Hawa Porta 45 H
136 Hawa Porta 60 H
141 Hawa Porta 60 H Synchro
145 Hawa Porta 60 HC
150 Hawa Porta 60 HC Synchro
154 Hawa Porta 60 HM
159 Hawa Porta 60 HMD
164 Hawa Porta 60 HMD Acoustics
170 Hawa Porta 60 HMT Pocket
176 Hawa Porta 60 HMT Pocket Acoustics
183 Hawa Porta 100 H
188 Hawa Porta 100 H Synchro
192 Hawa Porta 100 HC
197 Hawa Porta 100 HC Synchro
201 Hawa Porta 100 HM
206 Hawa Porta 100 HMD
211 Hawa Porta 100 HMD Acoustics
217 Hawa Porta 100 HMT Pocket
224 Hawa Porta 100 HMT Pocket Acoustics
232 Hawa Porta 300 H
235 Hawa Porta 600 H

238 Hawa Super
240 Hawa Super 500 A
242 Hawa Super 500 B

244 Hawa Divido
246 Hawa Divido 80 H
251 Hawa Divido 80 H DS 1
255 Hawa Divido 80 H DS 2
260 Hawa Divido 80 H DS 3
266 Hawa Divido 100 H
272 Hawa Divido 100 H Synchro
276 Hawa Divido 100 HM

282 Solutions for glass applications

284 Hawa Junior
286 Hawa Junior 40 GP
293 Hawa Junior 40 GP Pocket
298 Hawa Junior 40 GS
302 Hawa Junior 40 GS Pocket
307 Hawa Junior 80 GP
317 Hawa Junior 80 GP Pocket
323 Hawa Junior 80 GS
327 Hawa Junior 80 GS Pocket
333 Hawa Junior 80 G
344 Hawa Junior 80 G Telescopic
349 Hawa Junior 80 G Symmetric
352 Hawa Junior 80 M
355 Hawa Junior 120 GP
364 Hawa Junior 120 GP Pocket
370 Hawa Junior 120 G
380 Hawa Junior 160 GP
385 Hawa Junior 160 G
391 Hawa Junior 250 G

396 Hawa Porta
398 Hawa Porta 40 GE
403 Hawa Porta 100 GW
407 Hawa Porta 100 GW Synchro
411 Hawa Porta 100 GWF
415 Hawa Porta 100 GWF Synchro
419 Hawa Porta 100 G
423 Hawa Porta 100 G Synchro
427 Hawa Porta 100 GU
431 Hawa Porta 100 GM
436 Hawa Porta 100 GMD
442 Hawa Porta 100 GF
446 Hawa Porta 100 GF Synchro

450 Hawa Divido
452 Hawa Divido 80 GR
458 Hawa Divido 100 GR
465 Hawa Divido 100 GR Synchro
470 Hawa Divido 100 GRM

476 Accessories
476 Hawa Junior bottom guides
479 Hawa Doorfix
480 Hawa Bar bolt lock
482 Hawa Toplock
486 Accessories Lock solutions
487 General accessories

498 Product overview in buildings
503 Planning overview Hawa Divido
504 Glass recommendations
505 Technical information
506 Contacts
508 Product overview
On buildings, in buildings, on furniture

Protection of trademarks/Copyright

Hawa is a trademark registered in the name of Hawa Sliding Solutions AG. The names Junior, Concepta, Clipo and Frontino are product family names either registered in the name of Hawa Sliding Solutions AG, or to which Hawa Sliding Solutions AG claims exclusive rights of use in connection with its products and services. The contents of this publication, including all photographs and graphics are protected by copyright, and may not be copied, modified or otherwise used without the explicit consent of Hawa Sliding Solutions AG.

General Terms and Conditions

Conditions of sale, delivery and payment are subject to the General Terms and Conditions of Hawa Sliding Solutions AG, which are available at www.hawa.com. The performance guarantee is valid worldwide with the exception of contractual partners with their registered office/residence in the USA and use of the products by end users with registered office/residence in the USA.

Areas of application and forms

Creative and functional added value on buildings, in buildings and on furniture

Access for light, air and people must be created and implemented in every building, room and furniture item. Sliding solutions are the superior approach for aesthetic, functional and cost-effective design.

On buildings

Architecture comes to life.

– Sliding shutters
– Folding sliding shutters

In buildings

Rooms become flexible and of high quality.

– Sliding doors
– Sliding walls
– Folding sliding walls
– Showers

On furniture

The right application for every design idea.

– Sliding doors
– Pivot and folding/sliding doors
– Folding sliding doors

Specific types of sliding solve every task for every environment.

Parallel sliding alone isn't enough to cover every need. Therefore, we have developed extended solutions such as folding, pivoting, slide-in and stacking.

Sliding

Folding sliding

Pivot sliding

Pivot folding

Sliding + stacking

Openness as a principle
Rooms should be versatile.
Each resident has his own personal needs in terms of using and furnishing a space. With sliding doors, walls become movable and flexibly usable elements in the floor plan. And the aesthetic superiority of the sliding door eliminates any direct comparison to alternatives.

Go through the wall, if you want to. Sliding solutions for use in buildings allow new flexibility in the floor plan

Interior design has a visible and invisible effect. It should help mankind and adorn its rooms with a profile. Sliding solutions in buildings create free space for appropriate ideas.

People want free space and openness – in both the private and the corporate sphere. Sliding solutions in buildings ensure that areas can be spaciously and flexibly designed and furnished. They make new room concepts possible, and allow you to make significant floor plan optimisations in existing buildings and apartments. This can result in a considerable increase in value.

Rooms become flexibly usable.
- Multi-faceted solutions for sliding doors and sliding walls
- Flexibility in design and use of areas
- Multi-functional use of walls and passages

A general overview of all solutions for sliding in buildings is provided in the product overview starting on page 498.

Use apartments flexibly

Requirements change. And with them, the rooms in which we live.

Increase productivity

Keeping rooms open to let the ideas flow.

Experience premium design

Making interior design a calling card for hotels.

Increase well-being factors

Make hospital stays more pleasant with spatio-economic solutions.

Traditional material reinterpreted
Solutions for wood applications

Wood is humanity's oldest material – and can be the most modern at the same time. More than ever with the design freedom that our fitting systems make possible. Be it sliding, folding or stacking, aesthetics or functionality: Hawa Sliding Solutions has the solution wherever sliding doors made from wood are required.

Wooden sliding doors

Space-saving, flexible, ecological, individual: Sliding doors made from wood are a central element of modern interior design. They combine aesthetic and practical advantages just as elegantly as the way in which they separate and design rooms. And with the hardware solutions from Hawa Sliding Solutions, the advantages thereof really come into effect: for every room and application situation, every weight class and every application.

Discover our fitting solutions for wooden sliding doors from **Page 10**

Wooden sliding walls

The solutions from Hawa Sliding Solutions give wooden walls impressive flexibility. They provide an unparalleled amount of layout design freedom, adapt to every structural situation, come in flush-fitting versions, can be stacked on very small surfaces, and alter the character of even large rooms within seconds. They also impress with a high degree of convenience during use and also during installation.

Discover our fitting solutions for wooden sliding walls from **Page 244**

Hawa Junior for wooden sliding doors

Sliding hardware is very versatile

No fitting moves wooden sliding doors in buildings as masterfully as the Hawa Junior. Its quality running gear consisting of top quality components makes it glide along the running tracks with unparalleled quietness. The floor guide with zero clearance keeps doors weighing up to 250 kg on course, the track buffer which is adapted to the door weight stops them reliably, and the soft and self closing system (up to 120 kg (264 lbs.)) pulls them gently to the end position. The comfort starts during installation. The height adjustment of the Hawa Junior is easy, and the door can be installed without tools. It also reveals a particular strength in wall pockets. The Hawa Junior 80 B Pocket does away with all the typical obstacles that fixed wall pockets posed in the past. All components remain freely accessible and can be easily replaced or extended. For the Hawa Junior 100 with a soft closing system, Hawa Sliding Solutions offers a unique performance guarantee.

Area of application

Variable use of space and privacy in office and residential areas, such as retirement homes, public buildings, detached houses and apartment blocks with a high development standard, shopping centers and hotels.

System advantages

Flexibility
Wall mounting, ceiling mounting, ceiling integration or installation in wall pockets possible

Productivity
Extremely **efficient, tool-less door installation**
Quick and easy adjustment at the installed door

Comfort
Extremely smooth running, perfect soft closing mechanism and **secure stopping** thanks to the continuously adjustable interlocking force of the track buffer

Aesthetics
Filigree **designer cover caps** with stainless steel effect
Minimal installation height, since a gap of only 1 mm between the door and the running track is possible

Technical specifications

	Max.	40/80/100/120/160/250 kg
	Max.	4000 mm
	Max.	3000 mm
		35–80 mm

Good to know (accessories)

- SoftMove soft and self closing mechanism
- Sliding door with Hawa Junior Acoustics sound attenuation
- Hawa SoundEx running track fastening against structure-borne noise transmission

Installation examples

Hawa Junior 80 Z

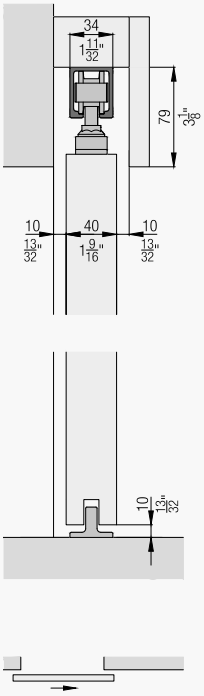

Hawa Junior 80 Z Symmetric

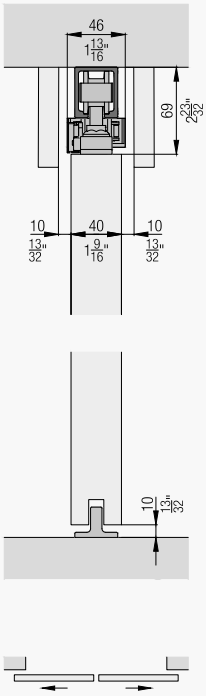

Hawa Junior 80 Z Telescopic (2 doors)

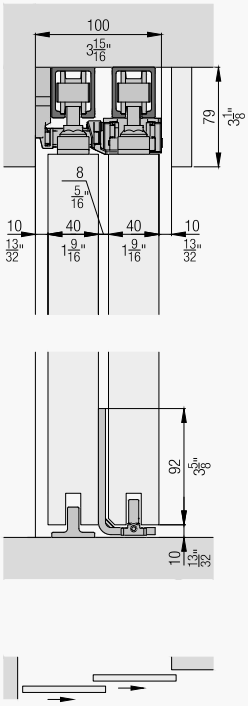

Hawa Junior 80 B

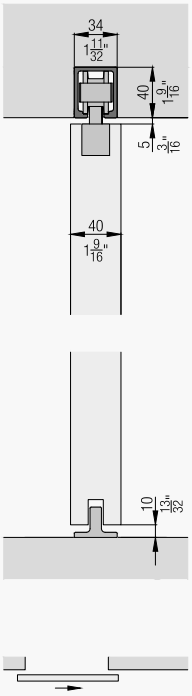

Hawa Junior 80 B Pocket

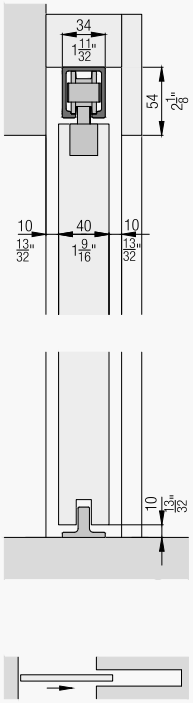

Hawa Junior 100 B Pocket Acoustics

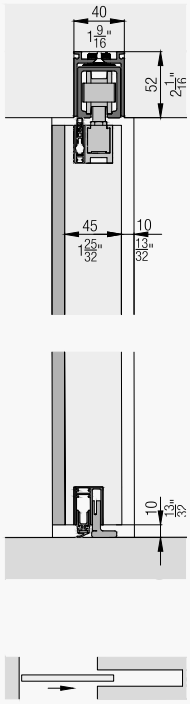

Product range

Hawa Junior 40 Z
Hawa Junior 80 Z
Hawa Junior 100 Z
Hawa Junior 120 A
Hawa Junior 160 A
Hawa Junior 250 A

Hawa Junior 80 Z
Symmetric

Hawa Junior 80 Z
Telescopic 4
Hawa Junior 80 Z
Telescopic 2
Hawa Junior 80 Z
Telescopic 3

Hawa Junior 40 B
Hawa Junior 80 B
Hawa Junior 100 B
Hawa Junior 120 B
Hawa Junior 160 B
Hawa Junior 250 B

Hawa Junior 40 B Pocket
Hawa Junior 80 B Pocket
Hawa Junior 100 B Pocket
Hawa Junior 120 B Pocket

Hawa Junior 100 B Acoustics
Hawa Junior 100 B Pocket
Acoustics

Fitting for top-running wooden doors up to 40 kg (88 lbs.), with surface mounted running track. Optionally with soft and self closing mechanism. Prewall or ceiling mounting.

Product highlights

Productivity The door can be installed from the front and also slid in from the side

Productivity Height adjustment at both suspensions of completely installed door

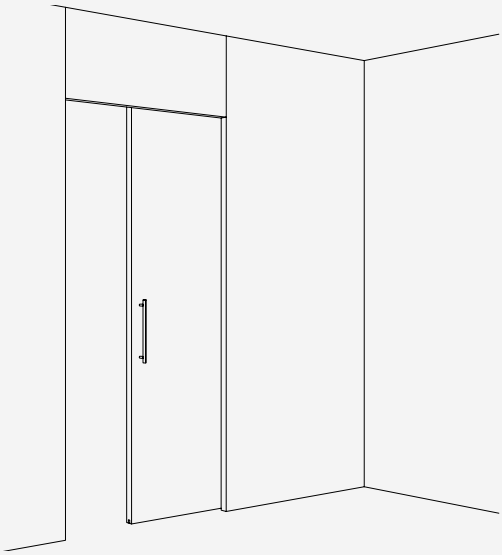

Technical specifications

Max.	40 kg (88 lbs.)
Max.	4000 mm (13'1 15/32'')
Max.	3000 mm (9'10 1/8'')
	35–80 mm (1 3/8'' to 3 5/32'')

Installation examples

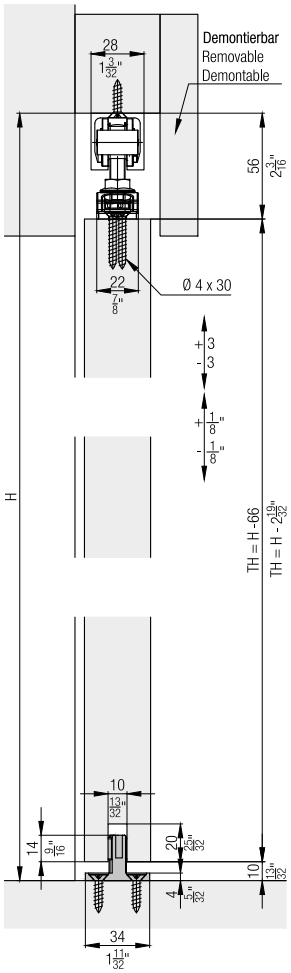

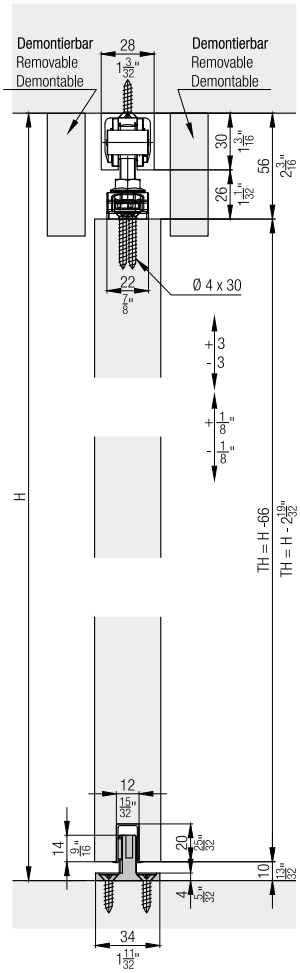

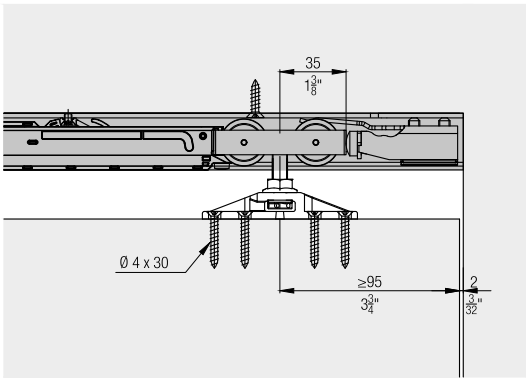

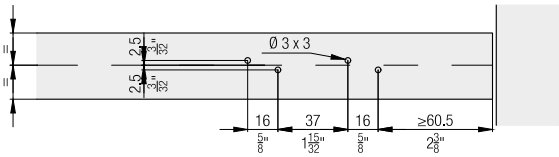

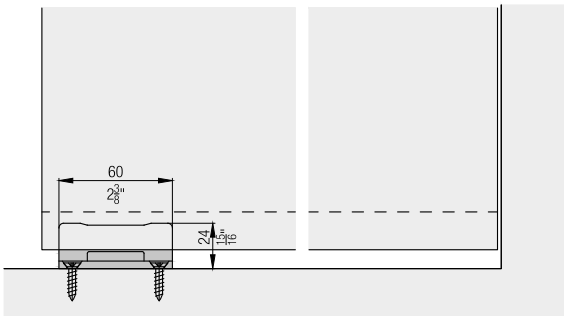

Subject to technical modifications. Metric specifications are exact. Inches are approximate.

Set for 1 wooden door up to 40 kg (88 lbs.)

	No.
Hawa Junior 40 Z, for 1 door	25902
Hawa Junior 40 Z, with 2 track stoppers, for 1 door	26038

Set consisting of:

		25902	26038	No.
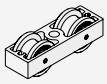	Two-wheeled running gear, M8, plastic wheels	2	2	25898
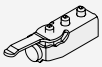	Stopper, with adjustable retention spring	1	2	10640
	Two-way suspension flange, with screw M8 and fixing screws, steel, zinc-plated	2	2	10488
	Bottom guide, zero tolerance, groove width 10 mm (13/32"), plastic black	1	1	14427
	Screw-on rubber door stop	1	1	10629
	Vertical adjustment pin	1	1	10795

Running tracks

		mm (inch)	No.
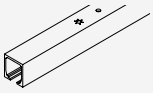	Running track, aluminum, anodized, pre-drilled	1,400 (4' 7 1/8 '')	10213
		1,600 (5' 3'')	10214
		1,800 (5' 10 7/8 '')	10215
		2,000 (6' 6 3/4 '')	10216
		2,500 (8' 2 7/16'')	25997
		3,000 (9' 10 1/8 '')	18530
		4,000 (13' 1 15/32'')	18531
		6,000 (19' 8 7/32'')	10211
		cut to size	10217

Guide tracks

		mm (inch)	No.
	Guide track, for groove mounting, plastic, 10-piece set	1,300 (4' 3 3/16'')	14540

Soft close SoftMove 40
For soft closing in opening and closing direction order 2 sets.

		No.
	Soft close SoftMove 40	25987

Accessories

		No.
	Cover cap for running track Hawa Junior 40, plastic, anthracite	20901
	Bottom door stopper, with centering, stainless steel look	21473
	Bottom door stopper, with centering, chrome-plated, matt	20773
	Hawa SoundEX for Hawa Junior 40, includes fixing parts for running track	19588
	Bottom guide, rattle proof, groove width 10 mm (13/32"), plastic, black, 10-piece set	25958

Hawa Confort 120

The convenient solution for inadequate fastening options in brittle sub-floors or in the area of floor heating. This bottom guide is mounted on the wall. Details and accessories from page 476.

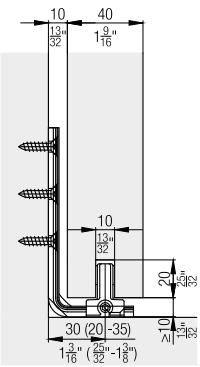

Hawa SoundEx

Contains the transmission of structure-borne noise from a sliding system to the building.

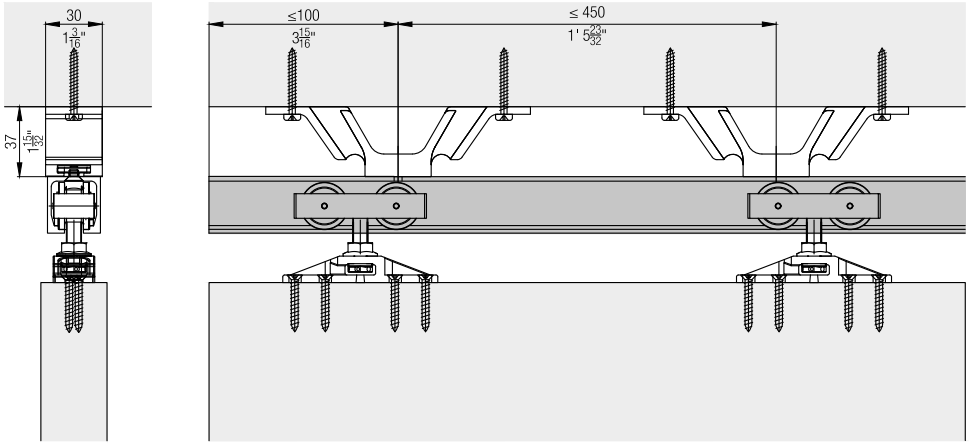

SoftMove 40 soft closing mechanism

Completely integrated into the running track, the SoftMove decelerates sliding doors and draws them into their final position.

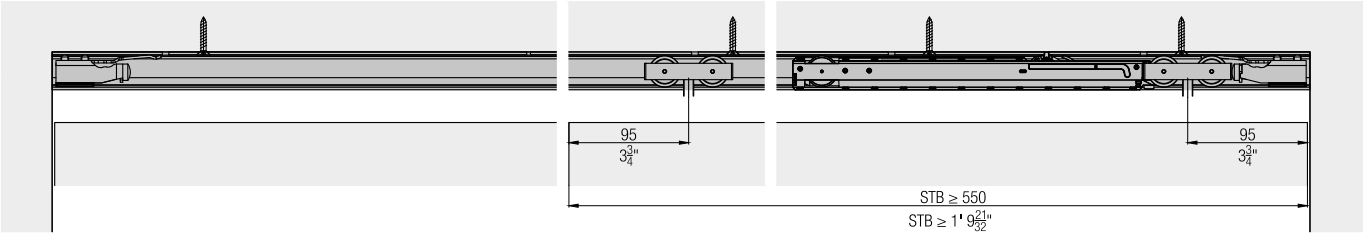

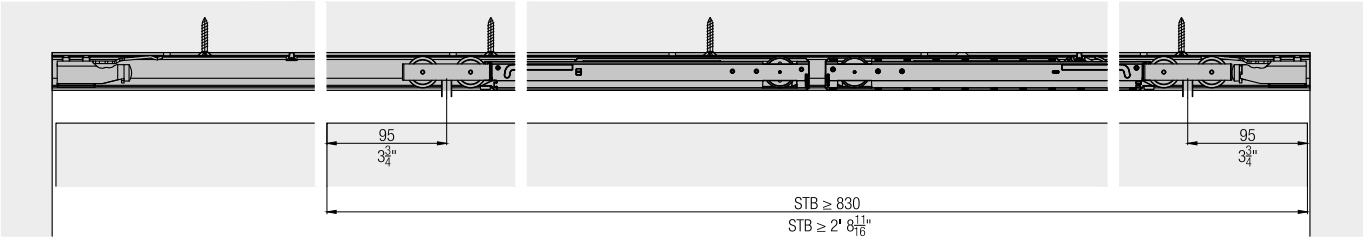

Accessories

- Hawa Junior bottom guides for wall mounting from page 476
- Lock solutions from page 479
- General accessories from page 487

Planning/execution

Further information about the product can be found on www.hawa.com.

Subject to technical modifications. Metric specifications are exact. Inches are approximate.

Fitting for top-running wooden doors up to 40 kg (88 lbs.), with surface mounted running track or running track flush with the ceiling. Optionally with soft and self closing mechanism. Prewall or ceiling mounting. Wall pocket solution.

Product highlights

Flexibility The running track can be installed and removed at any time

Aesthetics Thanks to integrated spring stop with Push-to-open function, there are no visible hardware components, door milling grooves or spring handles at the edge of the door



Technical specifications

Max.	40 kg (88 lbs.)
Max.	4000 mm (13'1 15/32'')
Max.	1250 mm (4'1 7/32'')
	35–80 mm (1 3/8'' to 3 5/32'')

Installation examples

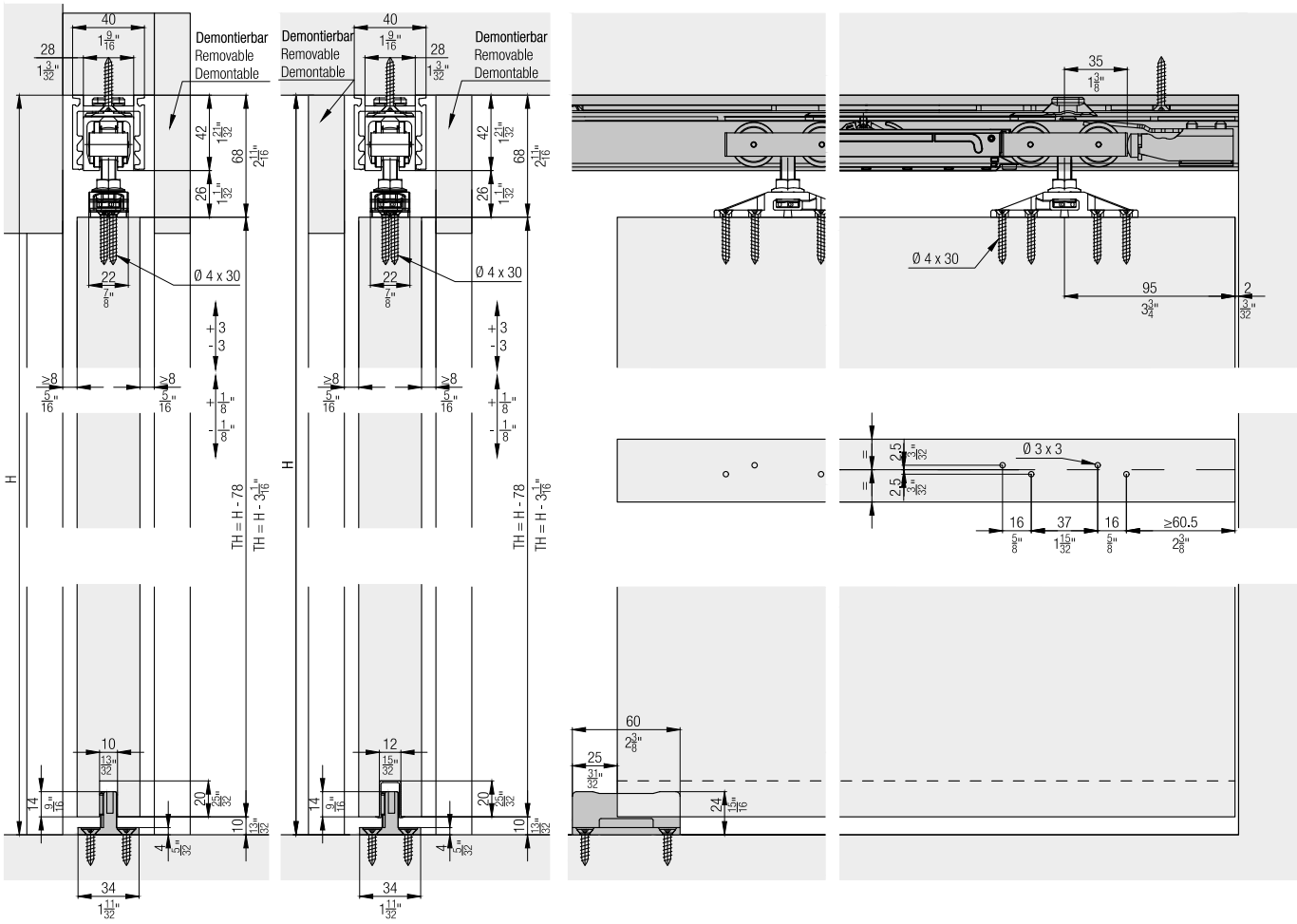

Set for 1 wooden door up to 40 kg (88 lbs.)

	No.
Hawa Junior 40 Z, for 1 door	25902

Set consisting of:

		25902	No.
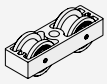	Two-wheeled running gear, M8, plastic wheels	2	25898
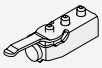	Stopper, with adjustable retention spring	1	10640
	Two-way suspension flange, with screw M8 and fixing screws, steel, zinc-plated	2	10488
	Bottom guide, zero tolerance, groove width 10 mm (13/32"), plastic black	1	14427
	Screw-on rubber door stop	1	10629
	Vertical adjustment pin	1	10795

Running tracks

		mm (inch)	No.
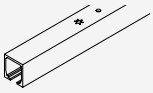	Running track, aluminum, anodized, pre-drilled	1,400 (4' 7 1/8 ")	10213
		1,600 (5' 3")	10214
		1,800 (5' 10 7/8 ")	10215
		2,000 (6' 6 3/4 ")	10216
		2,500 (8' 2 7/16")	25997
		cut to size	10217

Guide tracks

		mm (inch)	No.
	Guide track, for groove mounting, plastic, 10-piece set	1,300 (4' 3 3/16")	14540

Assembly set

	No.
Set for mountable and demountable running track, up to 2000 mm (6'6 3/4")	25990
Set for mountable and demountable running track, up to 2500 mm (8'2 7/16")	25992

Set consisting of:

		mm (inch)	25990	25992	No.
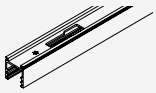	Retainer profile with a bayonet lock, aluminum, anodized	2,000 (6' 6 3/4 ")	1		25913
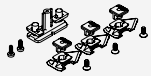	Small parts to retainer profile, 6-piece set		1		25989
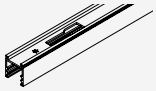	Retainer profile with a bayonet lock, aluminum, anodized	2,500 (8' 2 7/16")		1	25914
	Small parts to retainer profile,7-piece set			1	25991

Panels

		mm (inch)	No.
	Clip-on panel to retainier profile, for fascia mounting, aluminum, anodized	2,000 (6' 6 3/4 ")	25985
	Clip-on panel to retainier profile, for lintel mounting, aluminum, anodized	cut to size	27694

Soft close SoftMove 40
For soft closing in opening and closing direction order 2 sets.

		No.
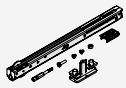	Soft close SoftMove 40	25987

Subject to technical modifications. Metric specifications are exact. Inches are approximate.

Accessories

		No.
	Spring loaded stopper Hawa Junior 40	27200
	Bottom guide, rattle proof, groove width 10 mm (13/32"), plastic, black, 10-piece set	25958

Calculations of running track length

The length of the running track must be shorter than the diagonal clearance (P2) by at least 80 mm (3 5/32'').

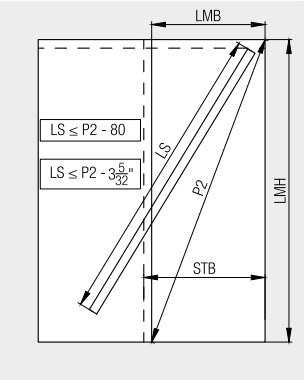

LMB = inside clearance
LMH = inside height
STB = sliding door width
P2 = diagonal clearance
LS = running track

Spring stop

The specially developed spring stop for ejecting the door is integrated into the running track without visible fittings on the door edge.

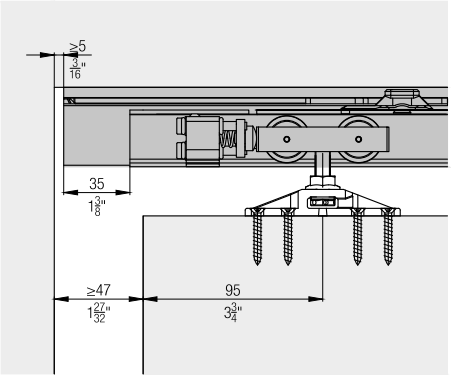

Calculations of door width

The following factors affect the calculation of the width of the sliding door:
– Open or closed guide groove
– Construction with or without spring stop (27200)

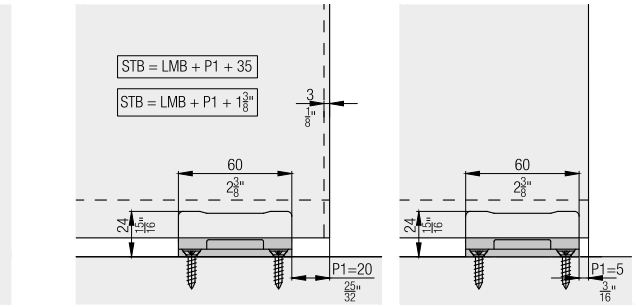

Facing for the retainer profile

The optional clip-on panel made of aluminum can be clipped onto the retainer profile without additional fixing components. For invisible fastening of the lintel panelling, there is the option of covering the clip panel on site, using panels up to 40 mm (1 9/16'') thick.

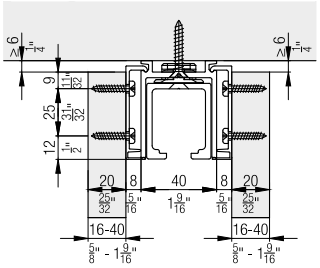

Subject to technical modifications. Metric specifications are exact. Inches are approximate.

SoftMove 40 soft closing mechanism

Completely integrated into the running track, the SoftMove 40 decelerates sliding doors and draws them into their final position.

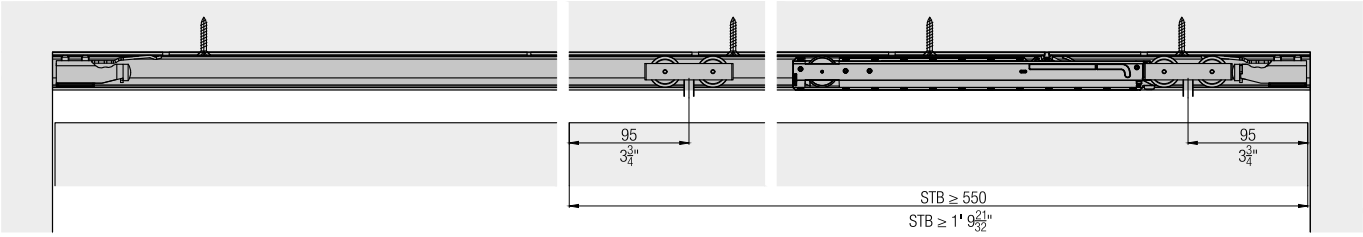

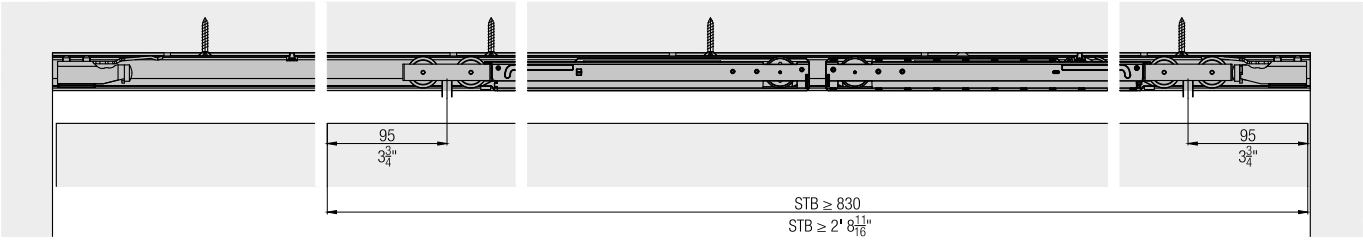

Accessories

– Hawa Junior bottom guides for wall mounting from page 476
– Lock solutions from page 479
– General accessories from page 487

Planning/execution

Further information about the product can be found on www.hawa.com.

Fitting for top-running wooden doors up to 40 kg (88 lbs.), with surface mounted running track or running track flush with the ceiling. Optionally with soft and self closing mechanism. Wall or ceiling mounting. Minimal installation height.

Product highlights

Productivity Tool-less door mounting

Aesthetics Minimum installation height – only 1 mm (1/32'') gap between door and running track

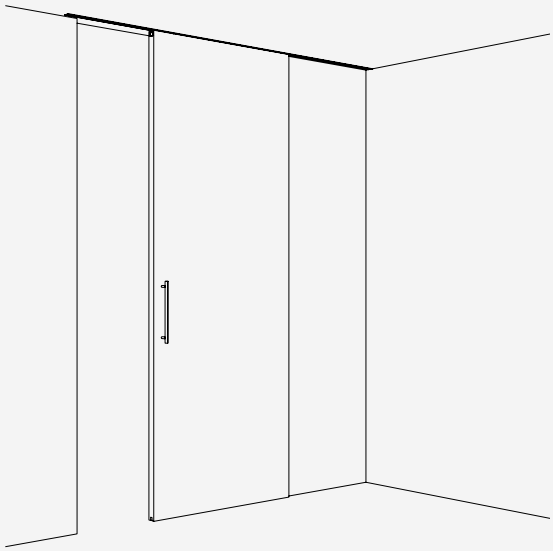

Technical specifications

Max.	40 kg (88 lbs.)
Max.	4000 mm (13'1 15/32'')
Max.	3000 mm (9'10 1/8'')
	35–80 mm (1 3/8'' to 3 5/32'')

Installation examples

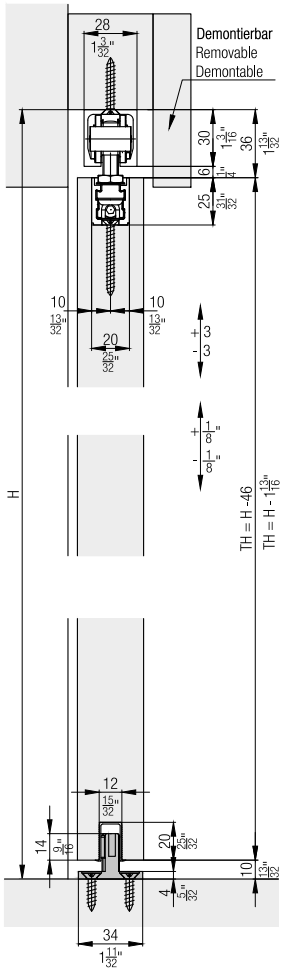

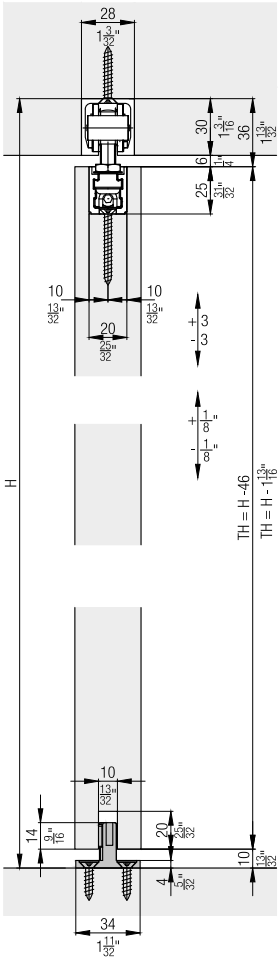

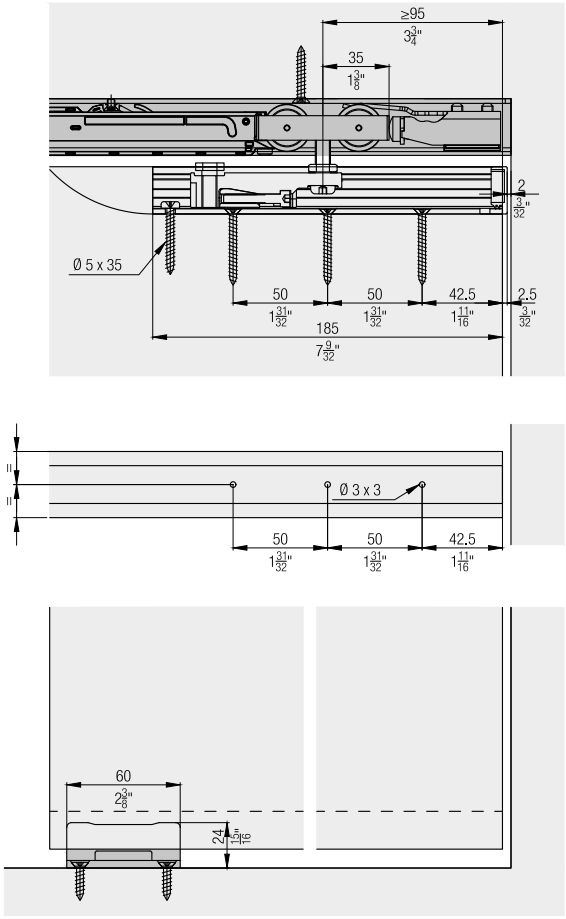

Subject to technical modifications. Metric specifications are exact. Inches are approximate.

Set for 1 wooden door up to 40 kg (88 lbs.)

	No.
Hawa Junior 40 B, for 1 door	25903
Hawa Junior 40 B, with 2 track stoppers, for 1 door	26039

Set consisting of:

		25903	26039	No.
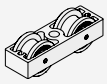	Two-wheeled running gear, M8, plastic wheels	2	2	25898
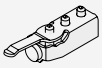	Stopper, with adjustable retention spring	1	2	10640
	Suspension profile, plate with screw M8, frontal attachment	2	2	19631
	Cover cap to suspension profile, plastic, anthra-cite	2	2	21520
	Bottom guide, zero tolerance, groove width 10 mm (13/32"), plastic black	1	1	14427
	Screw-on rubber door stop	1	1	10629
	Adjustment and fixing key for suspension assembly	1	1	10793
	Hex key 4 mm, length 160 mm	1	1	19931

Running tracks

		mm (inch)	No.
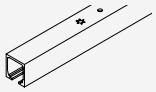	Running track, aluminum, anodized, pre-drilled	1,400 (4' 7 1/8 ")	10213
		1,600 (5' 3 ")	10214
		1,800 (5' 10 7/8 ")	10215
		2,000 (6' 6 3/4 ")	10216
		2,500 (8' 2 7/16")	25997
		3,000 (9' 10 1/8 ")	18530
		4,000 (13' 1 15/32")	18531
		6,000 (19' 8 7/32")	10211
		cut to size	10217

Guide tracks

		mm (inch)	No.
	Guide track, for groove mounting, plastic, 10-piece set	1,300 (4' 3 3/16")	14540

Soft close SoftMove 40
For soft closing in opening and closing direction order 2 sets.

		No.
	Soft close SoftMove 40	25987

Angled profiles for wall mounting

		mm (inch)	No.
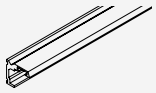	Angled profile for wall mounting, aluminum, anodized, pre-drilled	2,000 (6' 6 3/4 ")	18404
		4,000 (13' 1 15/32")	18636
		6,000 (19' 8 7/32")	18403
		cut to size	18405

Individual components to angled profile

		No.
	Assembly set for wall mounting, 10-piece set	17785
	Cover cap, wall mounting, plastic, anthracite, 1 pair	21502

Accessories

		No.
	Cover cap for running track Hawa Junior 40, plastic, anthracite	20901
	Bottom door stopper, with centering, stainless steel look	21473
	Bottom door stopper, with centering, chrome-plated, matt	20773
	Bottom guide, rattle proof, groove width 10 mm (13/32"), plastic, black, 10-piece set	25958

Subject to technical modifications. Metric specifications are exact. Inches are approximate.

Angled profile for wall mounting

The intelligent wall mounting with the angled profile for Hawa Junior running tracks for a door weight of up to 40 kg (88 lbs.).

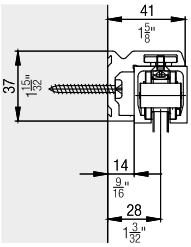

Hawa Confort 120

The convenient solution for inadequate fastening options in brittle sub-floors or in the area of floor heating. This bottom guide is mounted on the wall. Details and accessories from page 476.

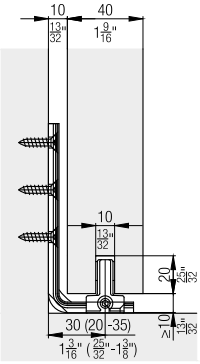

SoftMove 40 soft closing mechanism

Completely integrated into the running track, the SoftMove 40 decelerates sliding doors and draws them into their final position.

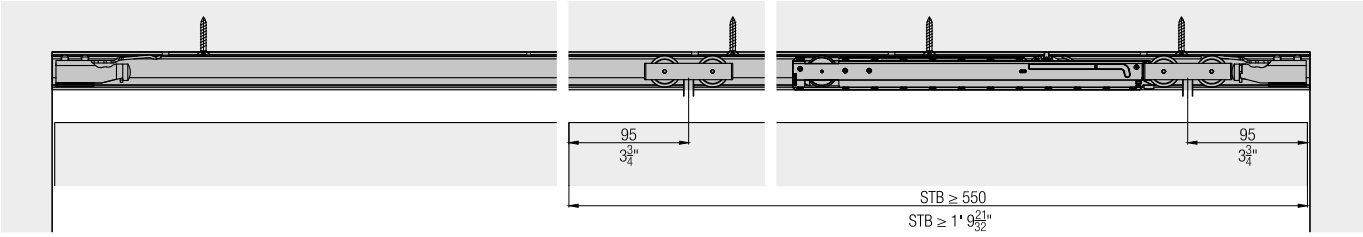

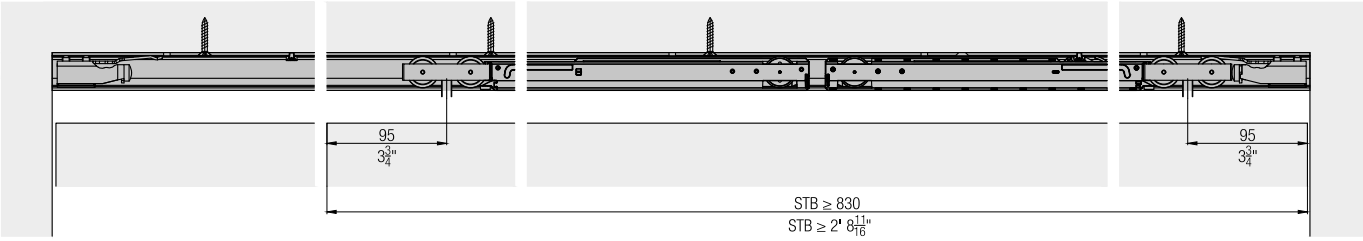

Accessories

- Hawa Junior bottom guides for wall mounting from page 476
- Lock solutions from page 479
- General accessories from page 487

Planning/execution

Further information about the product can be found on www.hawa.com.

Fitting for top-running wooden doors up to 40 kg (88 lbs.), with surface mounted running track or running track flush with the ceiling. Optionally with soft and self closing mechanism. Ceiling mounting. Minimal installation height. Wall pocket solution.

Product highlights

Flexibility The running track can be installed and removed at any time

Aesthetics Thanks to integrated spring stop with Push-to-open function, there are no visible hardware components, door milling grooves or spring handles at the edge of the door



Technical specifications

Max.	40 kg (88 lbs.)
Max.	4000 mm (13'1 15/32'')
Max.	1250 mm (4'1 7/32'')
	35–80 mm (1 3/8'' to 3 5/32'')

Installation examples

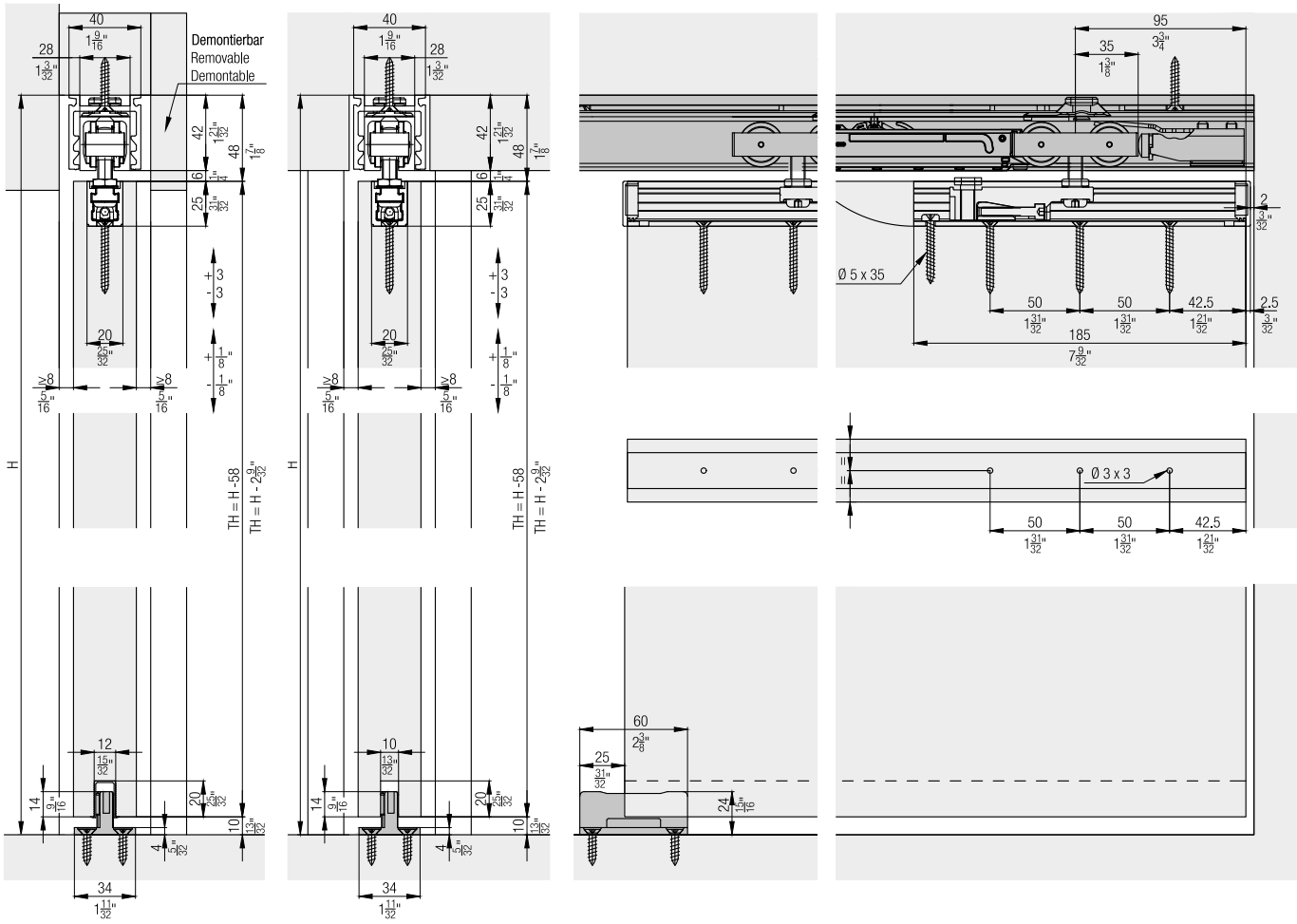

Subject to technical modifications. Metric specifications are exact. Inches are approximate.

Set for 1 wooden door up to 40 kg (88 lbs.)

	No.
Hawa Junior 40 B, for 1 door	25903
Hawa Junior 40 B, with 2 track stoppers, for 1 door	26039

Set consisting of:

		25903	26039	No.
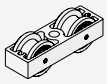	Two-wheeled running gear, M8, plastic wheels	2	2	25898
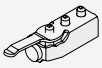	Stopper, with adjustable retention spring	1	2	10640
	Suspension profile, plate with screw M8, frontal attachment	2	2	19631
	Cover cap to suspension profile, plastic, anthracite	2	2	21520
	Bottom guide, zero tolerance, groove width 10 mm (13/32"), plastic black	1	1	14427
	Screw-on rubber door stop	1	1	10629
	Adjustment and fixing key for suspension assembly	1	1	10793
	Hex key 4 mm, length 160 mm	1	1	19931

Running tracks

		mm (inch)	No.
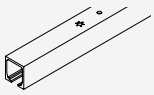	Running track, aluminum, anodized, pre-drilled	1,400 (4' 7 1/8 ")	10213
		1,600 (5' 3 ")	10214
		1,800 (5' 10 7/8 ")	10215
		2,000 (6' 6 3/4 ")	10216
		2,500 (8' 2 7/16")	25997
		cut to size	10217

Guide tracks

		mm (inch)	No.
	Guide track, for groove mounting, plastic, 10-piece set	1,300 (4' 3 3/16")	14540

Assembly set

	No.
Set for mountable and demountable running track, up to 2000 mm (6'6 3/4")	25990
Set for mountable and demountable running track, up to 2500 mm (8'2 7/16")	25992

Set consisting of:

		mm (inch)	25990	25992	No.
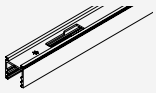	Retainer profile with a bayonet lock, aluminum, anodized	2,000 (6' 6 3/4 ")	1		25913
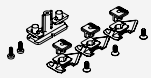	Small parts to retainer profile, 6-piece set		1		25989
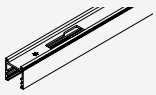	Retainer profile with a bayonet lock, aluminum, anodized	2,500 (8' 2 7/16")		1	25914
	Small parts to retainer profile,7-piece set			1	25991

Panels

		mm (inch)	No.
	Clip-on panel to retainier profile, for fascia mounting, aluminum, anodized	2,000 (6' 6 3/4 ")	25985
	Clip-on panel to retainier profile, for lintel mounting, aluminum, anodized	cut to size	27694

Soft close SoftMove 40
For soft closing in opening and closing direction order 2 sets.

	No.
Soft close SoftMove 40	25987

Accessories

		No.
	Spring loaded stopper Hawa Junior 40	27200
	Bottom guide, rattle proof, groove width 10 mm (13/32"), plastic, black, 10-piece set	25958

Calculations of running track length

The length of the running track must be shorter than the diagonal clearance (P2) by at least 80 mm (3 5/32'').

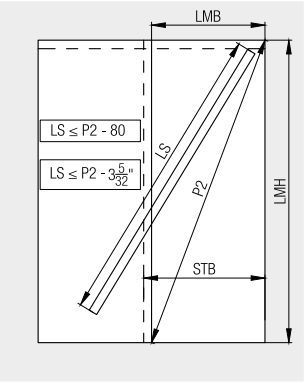

LMB = inside clearance
LMH = inside height
STB = sliding door width
P2 = diagonal clearance
LS = running track

Spring stop

The specially developed spring stop for ejecting the door is integrated into the running track without visible fittings on the door edge.

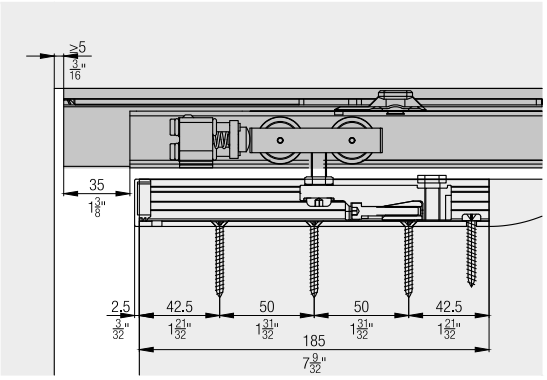

Calculations of door width

The following factors affect the calculation of the width of the sliding door:
– Open or closed guide groove
– Construction with or without spring stop (27200)

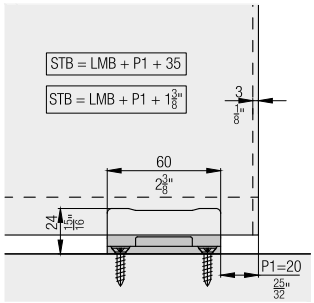

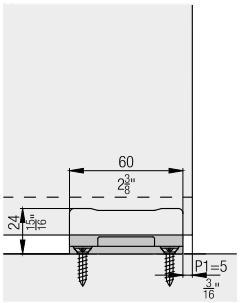

Facing for the retainer profile

The optional clip-on panel made of aluminum can be clipped onto the retainer profile without additional fixing components. For invisible fastening of the lintel panelling, there is the option of covering the clip panel on site, using panels up to 40 mm (1 9/16'') thick.

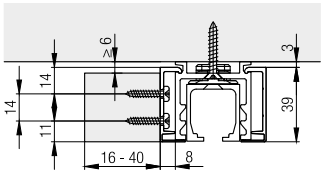

Subject to technical modifications. Metric specifications are exact. Inches are approximate.

SoftMove 40 soft closing mechanism

Completely integrated into the running track, the SoftMove 40 decelerates sliding doors and draws them into their final position.

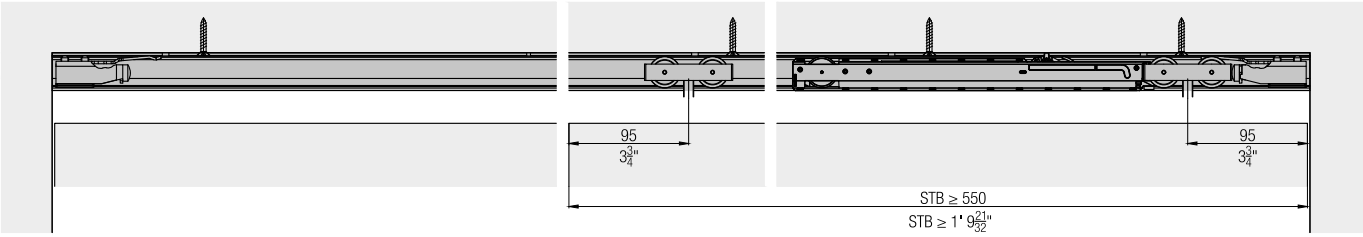

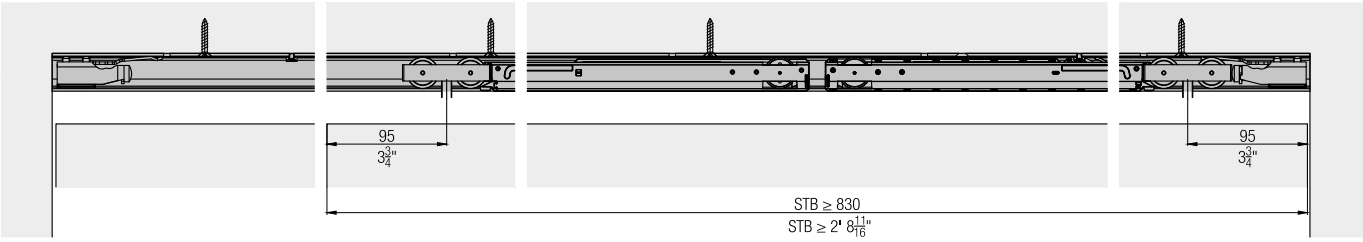

Accessories

– Hawa Junior bottom guides for wall mounting from page 476
– Lock solutions from page 479
– General accessories from page 487

Planning/execution

Further information about the product can be found on www.hawa.com.

Fitting for top-running wooden doors up to 80 kg (176 lbs.), with surface mounted running track. Optionally with soft and self closing mechanism. Wall or ceiling mounting.

Product highlights

Productivity The door can be installed from the front and also slid in from the side

Flexibility Running tracks for wall and ceiling mounting with integrated clip-on system

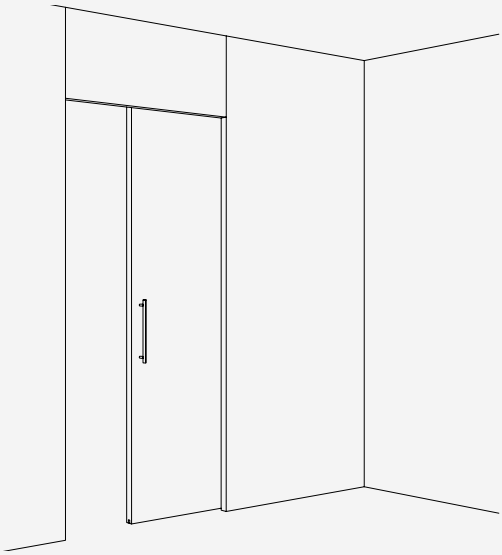

Technical specifications

Max.	80 kg (176 lbs.)
Max.	4000 mm (13'1 15/32'')
Max.	3000 mm (9'10 1/8'')
	35–80 mm (1 3/8'' to 3 5/32'')

Installation examples

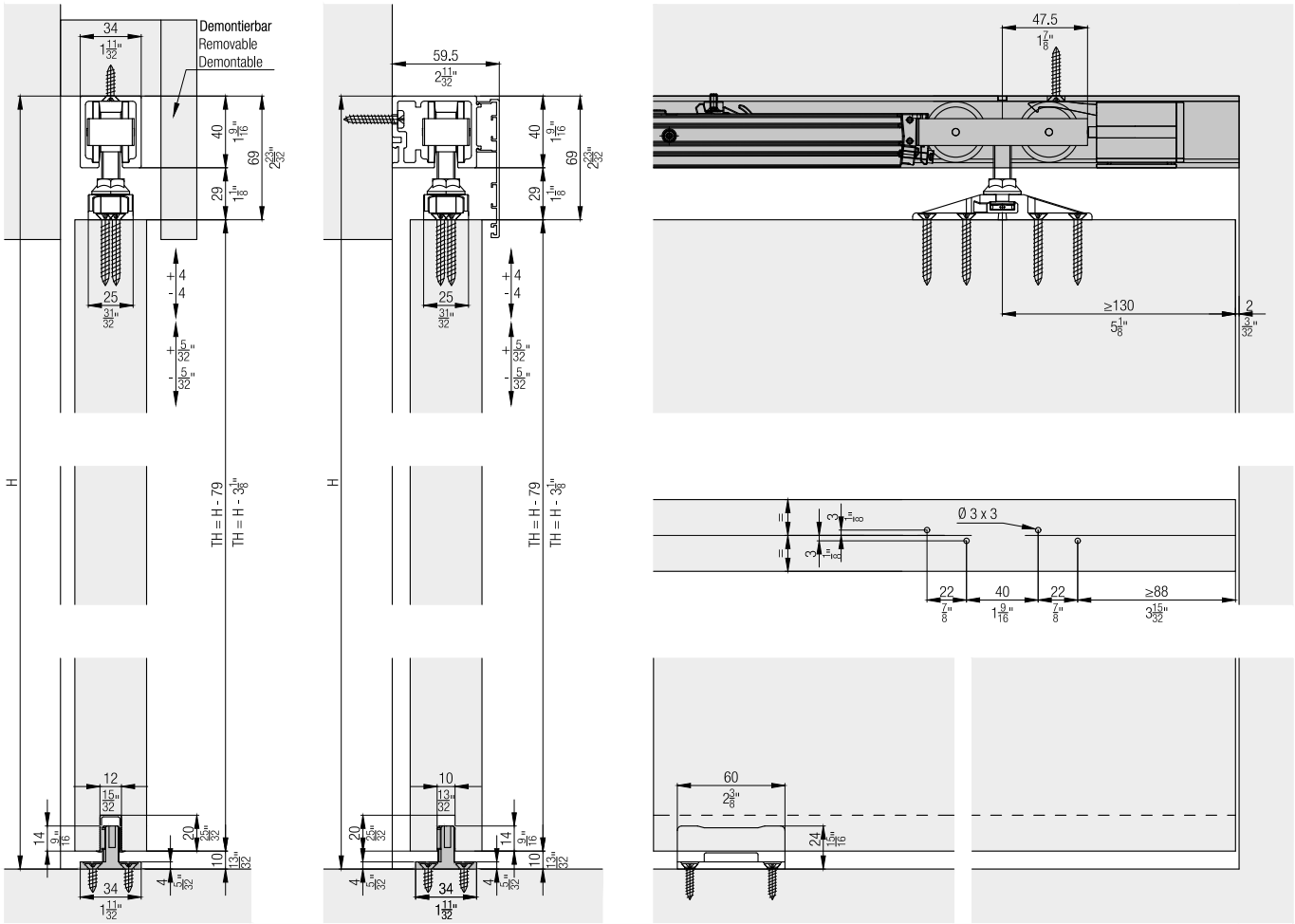

Subject to technical modifications. Metric specifications are exact. Inches are approximate.

Set for 1 wooden door up to 80 kg (176 lbs.)

	No.
Hawa Junior 80 Z, with 1 track stopper, for 1 door	11705
Hawa Junior 80 Z, with 1 soft close SoftMove 80, for 1 door	23087
Hawa Junior 80 Z, with 2 soft close SoftMove 80, for 1 door	23088
Hawa Junior 80 Z, with 2 track stoppers, for 1 door	26040

Set consisting of:

		11705	23087	23088	26040	No.
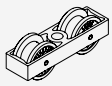	Running gear, 2-wheeled, M10, plastic wheels	2	2	2	2	10407
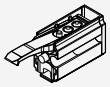	Stopper Hawa Junior 80/100, with adjustable retention spring	1	2	2	2	30138
	Two-way suspension flange, with screw M10 and fixing screws, steel, zinc-pla-ted	2	2	2	2	10489
	Bottom guide, zero tolerance, groove width 10 mm (13/32"), plastic black	1	1	1	1	14427
	Screw-on rubber door stop	1	1	1	1	10629
	Vertical adjustment pin	1	1	1	1	10795
	Soft closing mechanism SoftMove 80		1	2		22444

Running tracks

		mm (inch)	No.
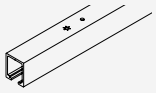	Running track, aluminum, anodized, pre-drilled	1,400 (4' 7 1/8 ")	10189
		1,600 (5' 3")	10190
		1,800 (5' 10 7/8 ")	10191
		2,000 (6' 6 3/4 ")	10192
		2,200 (7' 2 5/8 ")	10193
		2,500 (8' 2 7/16")	10194
		3,000 (9' 10 1/8 ")	18532
		4,000 (13' 1 15/32")	18533
		6,000 (19' 8 7/32")	10186
		cut to size	10188
	Running track, wall mounting, aluminum, anodized, pre-drilled	2,000 (6' 6 3/4 ")	27673
		2,500 (8' 2 7/16")	30323
		3,000 (9' 10 1/8 ")	27672
		4,000 (13' 1 15/32")	30324
		6,000 (19' 8 7/32")	27671
		cut to size	27695
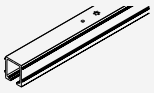	Running track, ceiling mounting, aluminum, anodized, pre-drilled	2,000 (6' 6 3/4 ")	27677
		2,500 (8' 2 7/16")	30320
		3,000 (9' 10 1/8 ")	27676
		4,000 (13' 1 15/32")	30321
		6,000 (19' 8 7/32")	27675
		cut to size	27696

Guide tracks

		mm (inch)	No.
	Guide track, for groove mounting, plastic, 10-piece set	1,300 (4' 3 3/16")	14540

Panels

		mm (inch)	No.
	Clip-on panel to running track, aluminum, anodized	2,000 (6' 6 3/4 '')	27685
		2,500 (8' 2 7/16'')	30331
		3,000 (9' 10 1/8 '')	27684
		4,000 (13' 1 15/32'')	30332
		6,000 (19' 8 7/32'')	27683
		cut to size	27697

Spacer tracks

		mm (inch)	No.
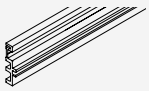	Spacer track, for wall mounting, plastic, gray	2,000 (6'6 3/4'')	057.3054.200
		cut to size	057.3054.990

Panel end component set, 59 mm (2 5/16''), aluminum

	No.
Panel end component set, left, 59 mm (2 5/16"), anodized	30141
Panel end component set, right, 59 mm (2 5/16"), anodized	30142

Set consisting of:

		30141	30142	No.
	Panel end component Z, 59 mm (2 5/16"), left, aluminum, anodized	1		30038
	Bracker connector, steel, zinc-plated	2	2	057.3051.101
	Screw, M4x2.6 mm (5/32"x 1/8"), steel, zinc-plated	4	4	011.0101.171
	Panel end component Z, 59 mm (2 5/16"), right, aluminum, anodized		1	30040

Panel end component set, 66 mm (2 19/32''), aluminum

	No.
Panel end component set, left, 66 mm (2 19/32"), anodized	30143
Panel end component set, right, 66 mm (2 19/32"), anodized	30144

Set consisting of:

		30143	30144	No.
	Panel end component Z, 66 mm (2 19/32"), left, aluminum, anodized	1		30037
	Bracker connector, steel, zinc-plated	2	2	057.3051.101
	Screw, M4x2.6 mm (5/32"x 1/8"), steel, zinc-plated	4	4	011.0101.171
	Panel end component Z, 66 mm (2 19/32"), right, aluminum, anodized		1	30039

Soft close SoftMove 80
For soft closing in opening and closing direction order 2 sets.

		No.
	Soft closing mechanism SoftMove 80	22444

Accessories

		No.
	Bottom door stopper, with centering, stainless steel look	21473
	Bottom door stopper, with centering, chrome-plated, matt	20773
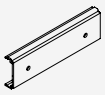	Clip component for wooden and aluminum panel, every 500 mm (1'7 11/16''), aluminium, pre-drilled	057.3117.001
	Hawa SoundEX for Hawa Junior 80, includes fixing parts for running track	19589
	Bottom guide, rattle proof, groove width 10 mm (13/32"), plastic, black, 10-piece set	25958

Subject to technical modifications. Metric specifications are exact. Inches are approximate.

Further installation examples

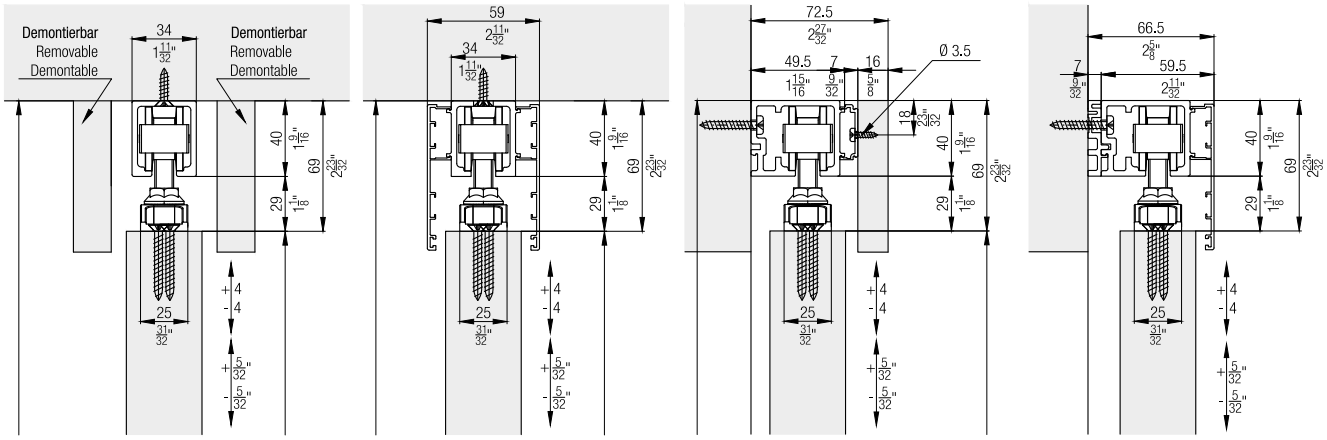

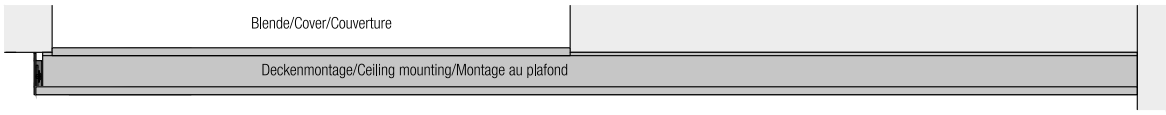

Calculations of clip-on panels

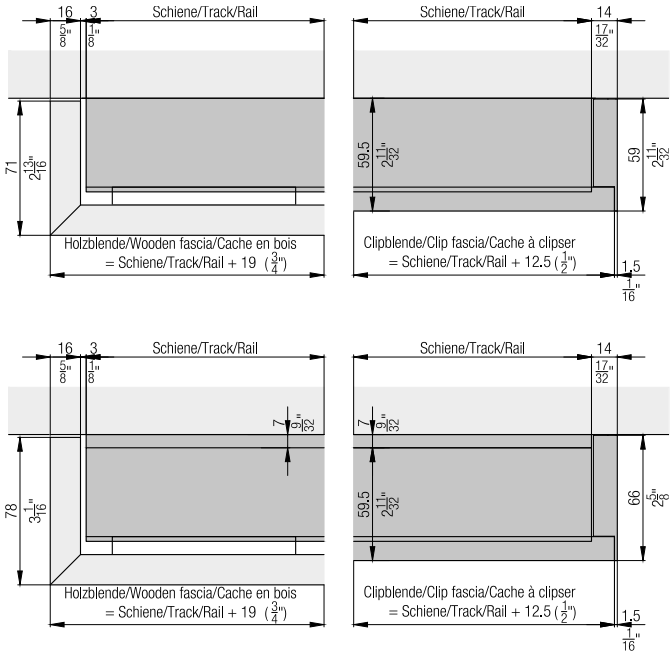

Hawa Confort 120

The convenient solution for inadequate fastening options in brittle sub-floors or in the area of floor heating. This bottom guide is mounted on the wall. Details and accessories from page 476.

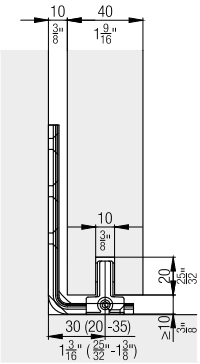

Hawa SoundEx

Contains the transmission of structure-borne noise from a sliding system to the building.

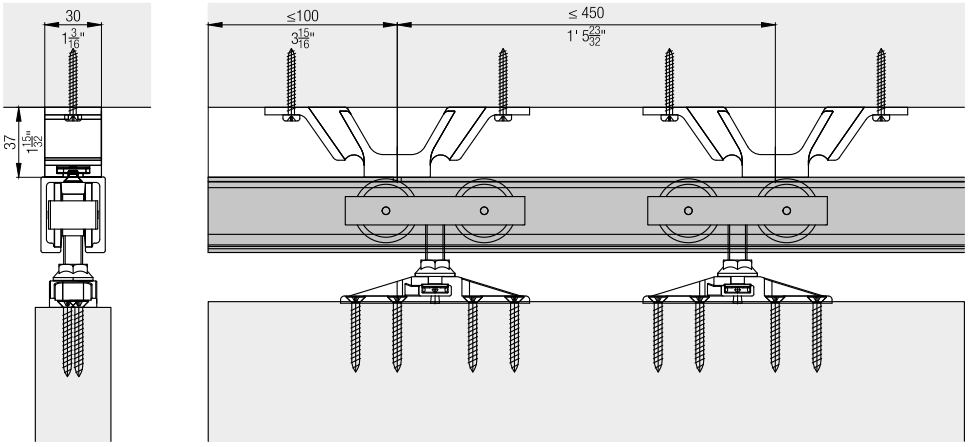

SoftMove 80 soft closing mechanism

Completely integrated into the running track, the SoftMove decelerates sliding doors and draws them into their final position.

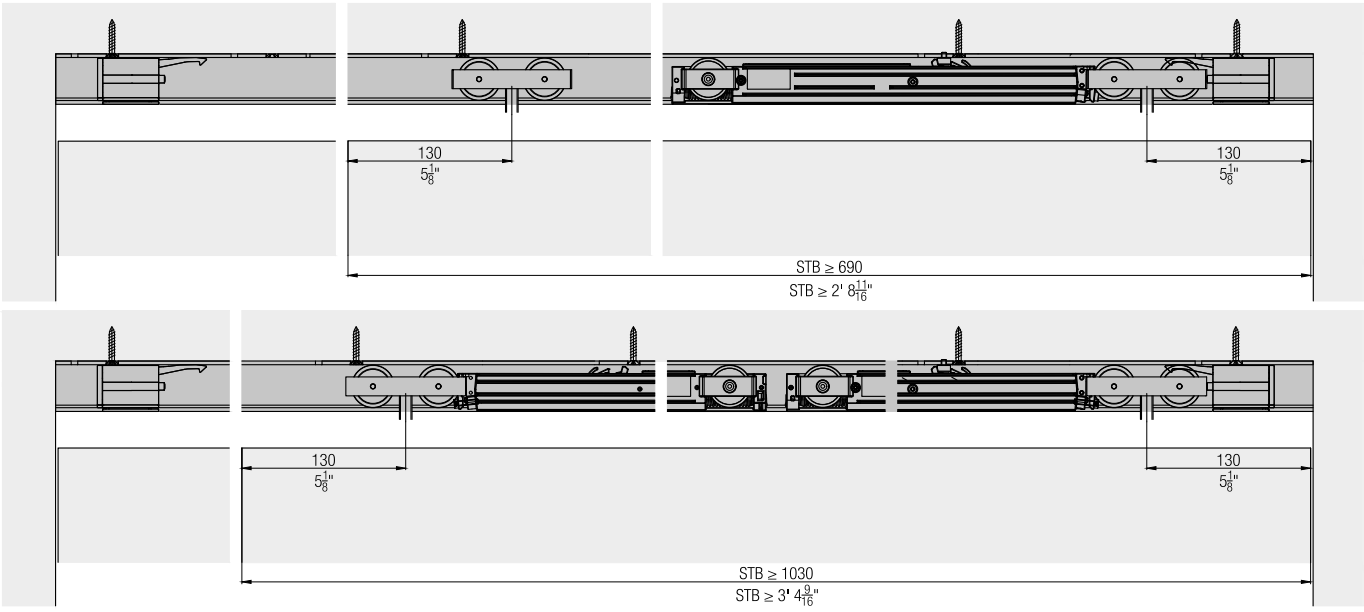

Accessories

- Hawa Junior bottom guides for wall mounting from page 476
- Lock solutions from page 479
- General accessories from page 487

Planning/execution

Further information about the product can be found on www.hawa.com.

Subject to technical modifications. Metric specifications are exact. Inches are approximate.

Fitting for top-running wooden doors up to 80 kg (176 lbs.), with surface mounted running track. Optionally with soft and self closing mechanism. Ceiling mounting. Wall pocket solution.

Product highlights

Flexibility The running track can be installed and removed at any time

Aesthetics Thanks to integrated spring stop with Push-to-open function, there are no visible hardware components, door milling grooves or spring handles at the edge of the door



Technical specifications

Max.	80 kg (176 lbs.)
Max.	4000 mm (13'1 15/32'')
Max.	1500 mm (4'11 1/16'')
	35–80 mm (1 3/8'' to 3 5/32'')

Installation examples

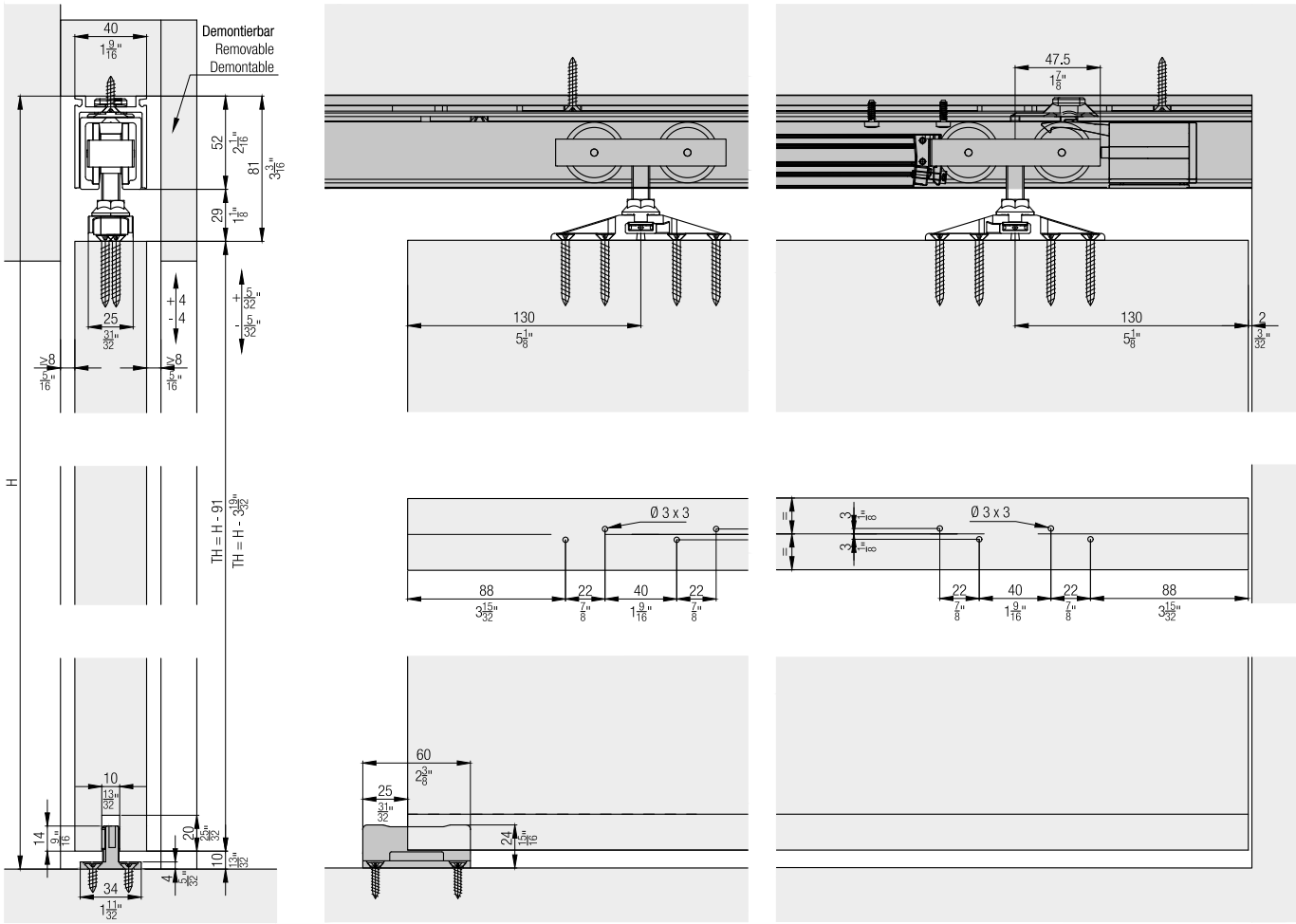

Set for 1 wooden door up to 80 kg (176 lbs.)

	No.
Hawa Junior 80 Z, with 1 track stopper, for 1 door	11705

Set consisting of:

		11705	No.
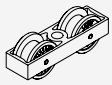	Running gear, 2-wheeled, M10, plastic wheels	2	10407
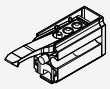	Stopper Hawa Junior 80/100, with adjustable retention spring	1	30138
	Two-way suspension flange, with screw M10 and fixing screws, steel, zinc-plated	2	10489
	Bottom guide, zero tolerance, groove width 10 mm (13/32"), plastic black	1	14427
	Screw-on rubber door stop	1	10629
	Vertical adjustment pin	1	10795

Accessories for set

		No.
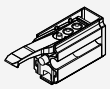	Stopper Hawa Junior 80/100, with adjustable retention spring	30138
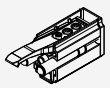	SoftStop Hawa Junior 80/100, with adjustable retention spring	27771
	Spring loaded stopper Hawa Junior 80/100	25370

Running tracks

		mm (inch)	No.
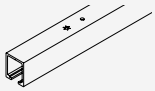	Running track, aluminum, anodized, pre-drilled	1,400 (4' 7 1/8 '')	10189
		1,600 (5' 3 '')	10190
		1,800 (5' 10 7/8 '')	10191
		2,000 (6' 6 3/4 '')	10192
		2,200 (7' 2 5/8 '')	10193
		2,500 (8' 2 7/16'')	10194
		3,000 (9' 10 1/8 '')	18532
		cut to size	10188

Guide tracks

		mm (inch)	No.
	Guide track, for groove mounting, plastic, 10-piece set	1,300 (4' 3 3/16'')	14540

Assembly set, up to 2000 mm (6'6 3/4'')

	No.
Set for mountable and demountable running track	25207

Set consisting of:

		mm (inch)	25207	No.
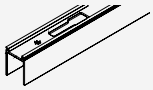	Retainer profile with a bayonet lock, aluminum, anodized	2,035 (6'8 1/8'')	1	25212
	Small parts to retainer profile, 6-piece set		1	25520

Subject to technical modifications. Metric specifications are exact. Inches are approximate.

Assembly set, up to 2500 mm (8'2 7/16")

	No.
Set for mountable and demountable running track	25371

Set consisting of:

		mm (inch)	25371	No.
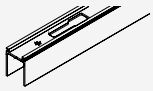	Retainer profile with a bayonet lock, aluminum, anodized	2,535 (8'3 13/16")	1	25443
	Small parts to retainer profile, 7-piece set		1	25521

Assembly set, up to 3000 mm (9'10 1/8")

	No.
Set for mountable and demountable running track	25441

Set consisting of:

		mm (inch)	25441	No.
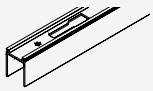	Retainer profile with a bayonet lock, aluminum, anodized	3,035 (9'11 1/2")	1	25444
	Small parts to retainer profile, 9-piece set		1	25522

Panels

		mm (inch)	No.
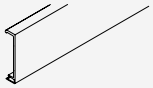	Clip-on panel, for fascia mounting, aluminum, anodized	2,000 (6'6 3/4")	25445
		cut to size	27693

Soft close SoftMove 80
For soft closing in opening and closing direction order 2 sets.

		No.
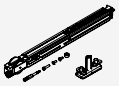	Soft closing mechanism SoftMove 80	22444

Accessories

		No.
	Bottom guide, rattle proof, groove width 10 mm (13/32"), plastic, black, 10-piece set	25958

Further installation examples

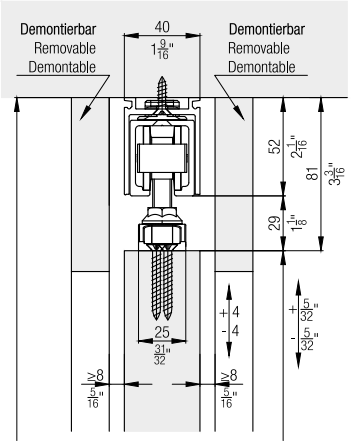

Facing for the retainer profile

The optional clip-on panel made of aluminum can be clipped onto the retainer profile without additional fixing components. For invisible fastening of the lintel panelling, there is the option of covering the clip panel on site, using panels up to 40 mm (1 9/16'') thick.

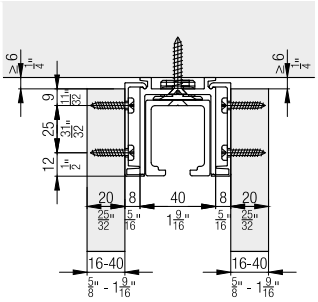

Calculations of running track length

The length of the running track must be shorter than the diagonal clearance (P2) by at least 80 mm (3 5/32'').

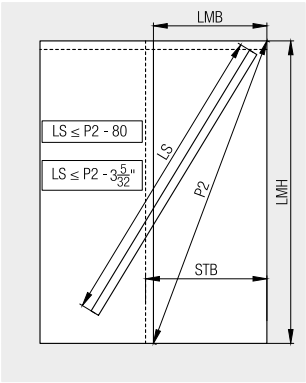

LMB = inside clearance
LMH = inside height
STB = sliding door width
P2 = diagonal clearance
LS = running track

Spring stop

The specially developed spring stop for ejecting the door is integrated into the running track without visible fittings on the door edge.

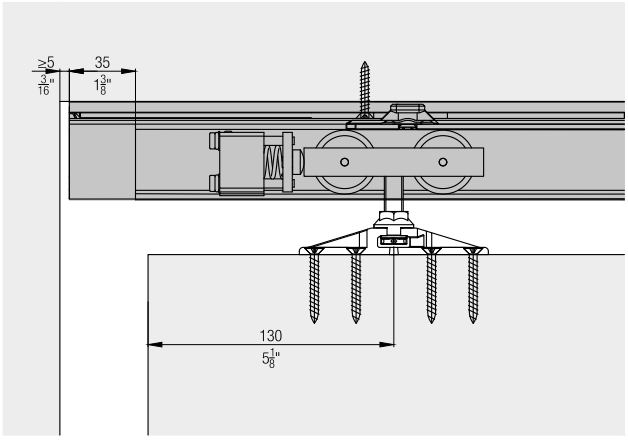

Calculations of door width

The following factors affect the calculation of the width of the sliding door:
– Open or closed guide groove
– Construction with or without spring stop (25370)

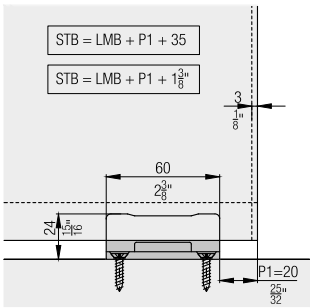

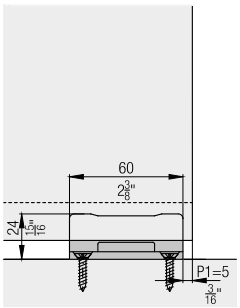

Bottom guide with guide track

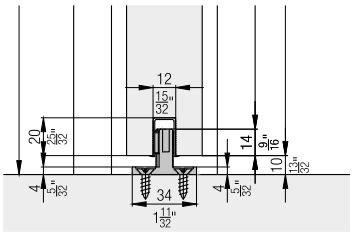

Subject to technical modifications. Metric specifications are exact. Inches are approximate.

SoftMove 80 soft closing mechanism

Completely integrated into the running track, the SoftMove decelerates sliding doors and draws them into their final position.

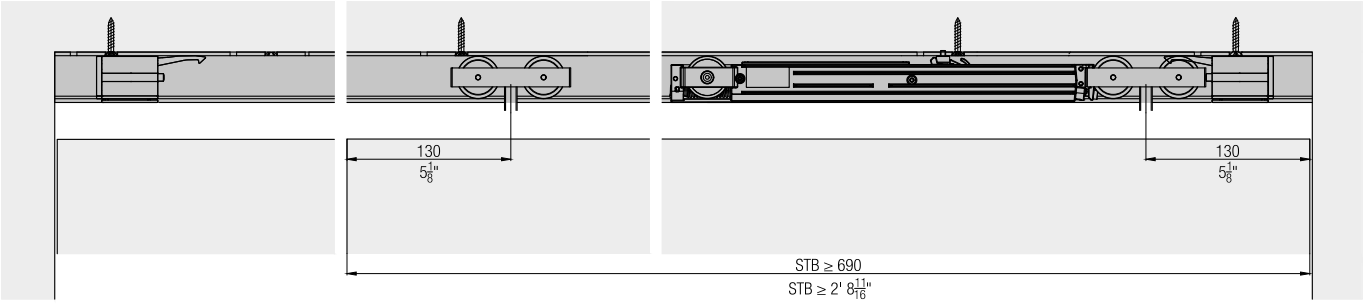

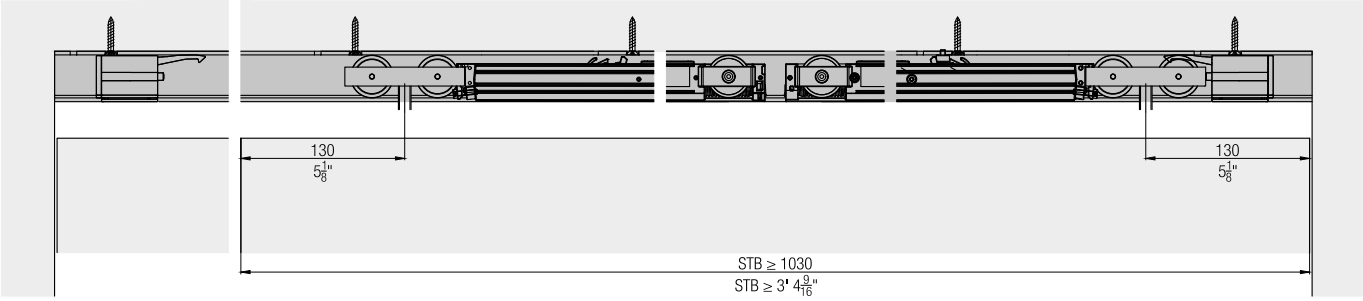

Accessories

– Hawa Junior bottom guides for wall mounting from page 476
– Lock solutions from page 479
– General accessories from page 487

Planning/execution

Further information about the product can be found on www.hawa.com.

Fitting for top-running wooden doors up to 80 kg (176 lbs.), with surface mounted running track or running track flush with the ceiling. Optionally with soft and self closing mechanism. Wall or ceiling mounting. Minimal installation height.

Product highlights

Flexibility Running tracks for wall and ceiling mounting with integrated clip-on system for clip-on panels

Productivity Tool-less door mounting

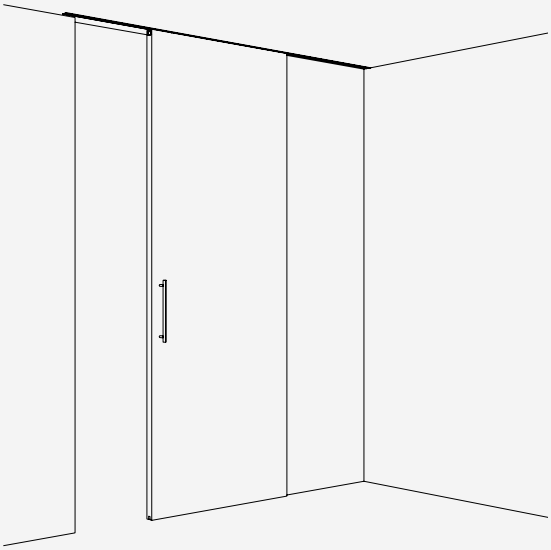

Technical specifications

Max.	80 kg (176 lbs.)
Max.	4000 mm (13'1 15/32'')
Max.	3000 mm (9'10 1/8'')
	35–80 mm (1 3/8'' to 3 5/32'')

Installation examples

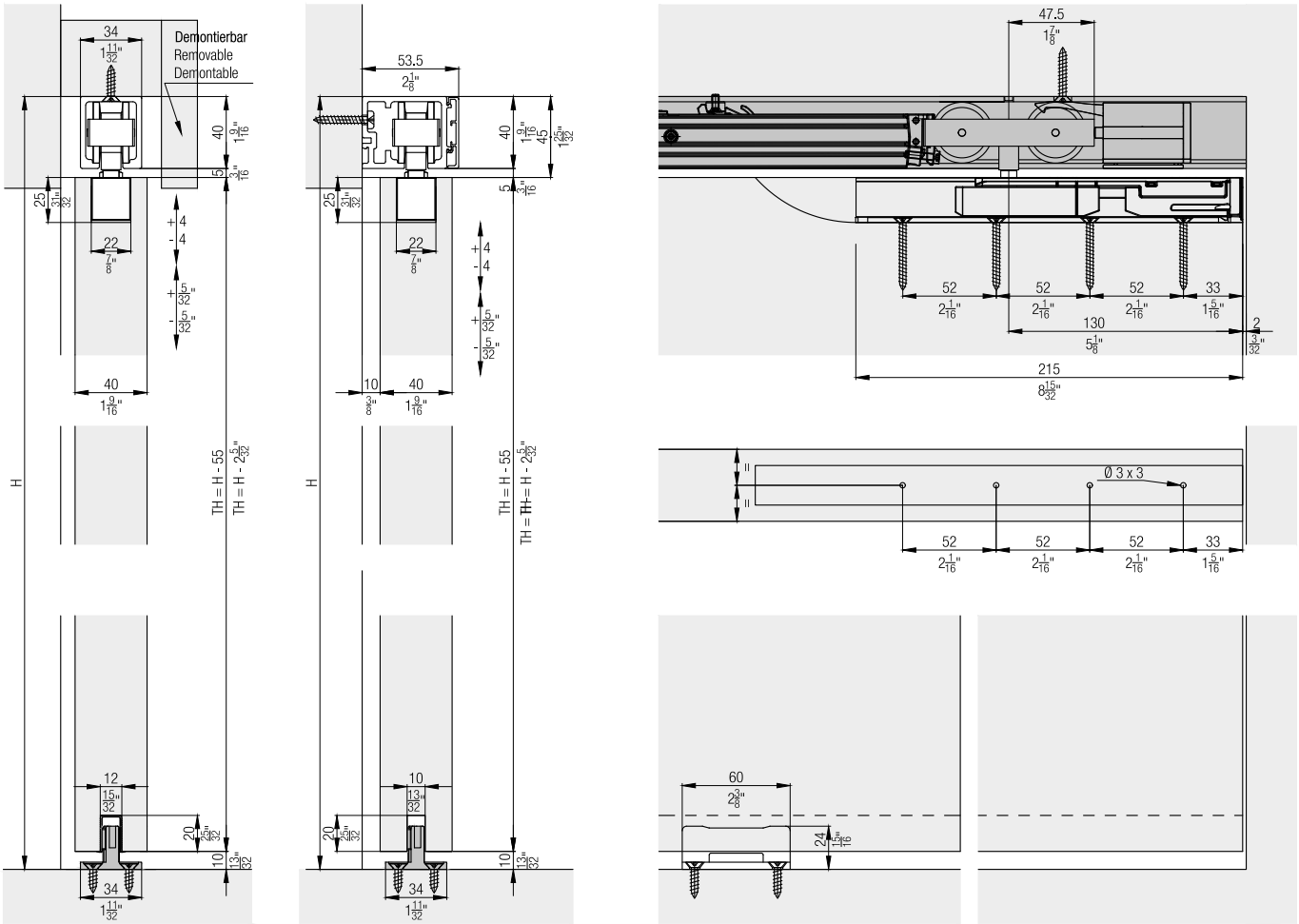

Subject to technical modifications. Metric specifications are exact. Inches are approximate.

Set for 1 wooden door up to 80 kg (176 lbs.)

	No.
Hawa Junior 80 B, for 1 door	24617
Hawa Junior 80 B, with a 20 mm (25/32") longer suspension bolt M10, for 1 door	24851

Set consisting of:

		24617	24851	No.
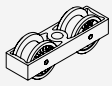	Running gear, 2-wheeled, M10, plastic wheels	2	2	10407
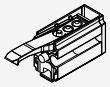	Stopper Hawa Junior 80/100, with adjustable retention spring	2	2	30138
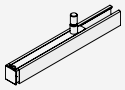	Suspension profile, plate with screw M10	2		24246
	Bottom guide, zero tolerance, groove width 10 mm (13/32"), plastic black	1	1	14427
	Screw-on rubber door stop	1	1	10629
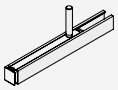	Suspension profile, plate, with 20 mm (25/32") longer screw M10, ceiling integration		2	24846

Running tracks

		mm (inch)	No.
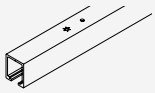	Running track, aluminum, anodized, pre-drilled	1,400 (4' 7 1/8 '')	10189
		1,600 (5' 3'')	10190
		1,800 (5' 10 7/8 '')	10191
		2,000 (6' 6 3/4 '')	10192
		2,200 (7' 2 5/8 '')	10193
		2,500 (8' 2 7/16'')	10194
		3,000 (9' 10 1/8 '')	18532
		4,000 (13' 1 15/32'')	18533
		6,000 (19' 8 7/32'')	10186
		cut to size	10188
	Running track, aluminum, stainless steel look, brushed, pre-drilled	4,000 (13' 1 15/32'')	20005
		6,000 (19' 8 7/32'')	20004
		cut to size	20006
	Running track, wall mounting, aluminum, anodized, pre-drilled	2,000 (6' 6 3/4 '')	27673
		2,500 (8' 2 7/16'')	30323
		3,000 (9' 10 1/8 '')	27672
		4,000 (13' 1 15/32'')	30324
		6,000 (19' 8 7/32'')	27671
		cut to size	27695
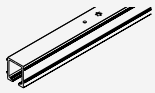	Running track, ceiling mounting, aluminum, anodized, pre-drilled	2,000 (6' 6 3/4 '')	27677
		2,500 (8' 2 7/16'')	30320
		3,000 (9' 10 1/8 '')	27676
		4,000 (13' 1 15/32'')	30321
		6,000 (19' 8 7/32'')	27675
		cut to size	27696
	Running track, ceiling integration, aluminum, anodized, pre-drilled	2,500 (8' 2 7/16'')	27664
		4,000 (13' 1 15/32'')	27663
		6,000 (19' 8 7/32'')	30325
		cut to size	27665

Guide tracks

		mm (inch)	No.
	Guide track, for groove mounting, plastic, 10-piece set	1,300 (4' 3 3/16'')	14540

Panels

		mm (inch)	No.
	Clip-on panel to running track, aluminum, anodized	2,000 (6' 6 3/4 '')	27689
		2,500 (8' 2 7/16'')	30328
		3,000 (9' 10 1/8 '')	27688
		4,000 (13' 1 15/32'')	30330
		6,000 (19' 8 7/32'')	27687
		cut to size	27698

Spacer tracks

		mm (inch)	No.
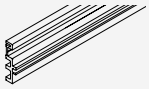	Spacer track, for wall mounting, plastic, gray	2,000 (6'6 3/4'')	057.3054.200
		cut to size	057.3054.990

Panel end component set, 53 mm (2 3/32''), aluminum

	No.
Panel end component set, left, 53 mm (2 3/32"), anodized	30145
Panel end component set, right, 53 mm (2 3/32"), anodized	30146

Set consisting of:		30145	30146	No.
	Panel end component B, left, 53 mm (2 3/32"), aluminum, anodized	1		30034
	Bracker connector, steel, zinc-plated	1	1	057.3051.101
	Screw, M4x2.6 mm (5/32"x 1/8"), steel, zinc-plated	2	2	011.0101.171
	Panel end component B, right, 53 mm (2 3/32"), aluminum, anodized		1	30036

Panel end component set, 60 mm (2 3/8 ''), aluminum

	No.
Panel end component set, left, 60 mm (2 3/8"), anodized	30147
Panel end component set, right, 60 mm (2 3/8"), anodized	30148

Set consisting of:		30147	30148	No.
	Panel end component B, left, 60 mm (2 3/8"), aluminum, anodized	1		30030
	Bracker connector, steel, zinc-plated	1	1	057.3051.101
	Screw, M4x2.6 mm (5/32"x 1/8"), steel, zinc-plated	2	2	011.0101.171
	Panel end component B, right, 60 mm (2 3/8"), aluminum, anodized		1	30035

Soft close SoftMove 80
For soft closing in opening and closing direction order 2 sets.

	No.
Soft closing mechanism SoftMove 80	22444

Angled profiles for wall mounting

		mm (inch)	No.
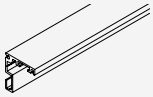	Angled profile for wall mounting, aluminum, anodized, pre-drilled	2,500 (8' 2 7/16'')	24947
		4,000 (13' 1 15/32'')	24946
		6,010 (19' 8 5/8 '')	24945
		cut to size	24948

Subject to technical modifications. Metric specifications are exact. Inches are approximate.

Individual components to angled profile

		No.
	Assembly set to angled profile, 10-piece set	17786
	Cover cap to angled profile, both sides, steel, chrome-plated, matt	24932
	Connecting pins to profiles, 2-piece set	21347

Hawa Adapto 80 concrete casting system, without fixed glazing

	No.
Inset profile for concrete surfaces Hawa Adapto 80, without fixed glass, 2500 mm (8'2 7/16")	20216
Inset profile for concrete surfaces Hawa Adapto 80, without fixed glass, 4000 mm (13'1 15/32")	20217

Set consisting of:		mm (inch)	20216	20217	No.
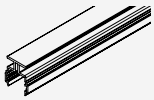	Inset profile for concrete surfaces, without fixed glass, aluminum	2,500 (8' 2 7/16")	1		20087
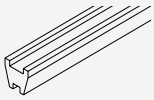	Polystyrene insert, without fixed glass	1,000 (3' 3 3/8 ")	2	4	19418
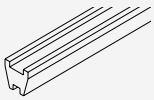	Polystyrene insert, without fixed glass	500 (1' 7 11/16")	1		19556
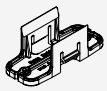	Assembly clips, plastic, black, without fixed glass		4	5	19344
	Cover cap, without fixed glass, plastic, gray		2	2	19366
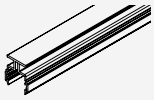	Inset profile for concrete surfaces, without fixed glass, aluminum	4,000 (13' 1 15/32")		1	20088

Assembly set for Hawa Adapto 80

	No.
Assembly set, with countersunk head screw, length up to 2500 mm (8'2 7/16")(8'2 7/16")	22841
Assembly set, with countersunk head screw, length 2501–4000 mm (8'2 15/32"–13'1 15/32")	22842

Set consisting of:		22841	22842	No.
	Distance plate, plastic, 1 mm (1/32")	2	2	19398
	Distance plate, plastic, 2 mm (3/32")	2	2	19399
	Distance plate, plastic, 3 mm (1/8")	2	2	19400
	Distance plate, plastic, 5 mm (3/16")	4	4	19401
	Special countersunk screws, 6x21 mm, 10-piece set	1	2	22844

Accessories

		No.
	Cover cap to running track, both sides, steel, stainless steel look	24957
	Cover cap to running track, both sides, steel, chrome-plated, matt	24956
	Bottom door stopper, with centering, stainless steel look	21473
	Bottom door stopper, with centering, chrome-plated, matt	20773
	Bottom guide, rattle proof, groove width 10 mm (13/32"), plastic, black, 10-piece set	25958

Further installation examples

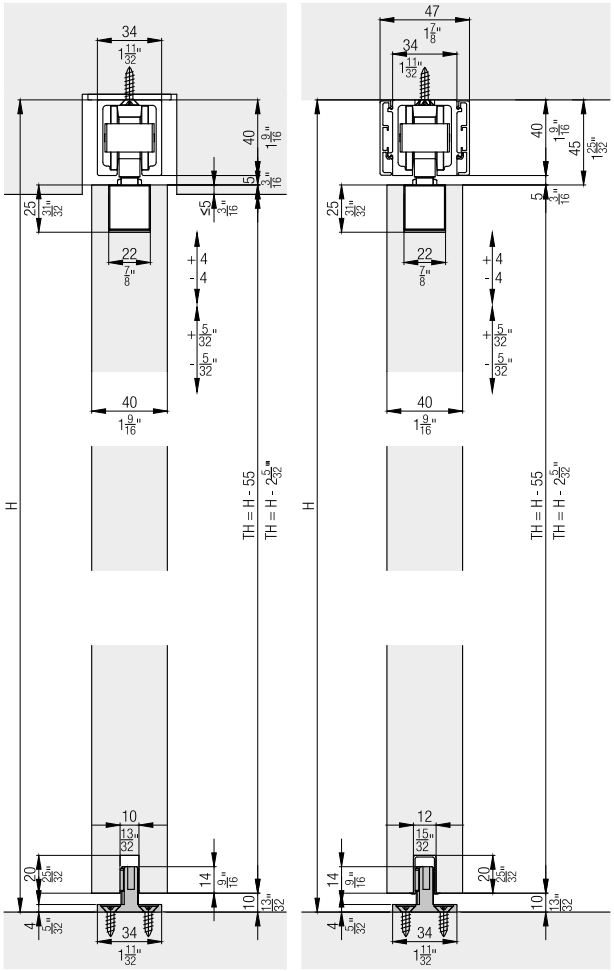

Calculations of clip-on panels

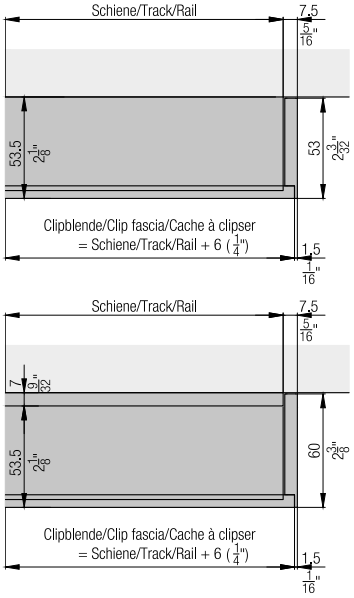

Angled profile for wall mounting

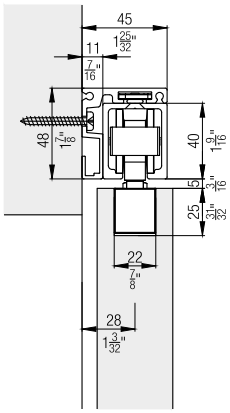

Further installation examples with spacer track

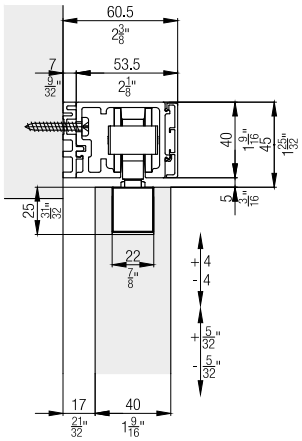

Hawa Adapto 80 concrete casting system

The Hawa Adapto 80 concrete casting system can be easily and efficiently integrated into the building shell and allows Hawa Junior 80 running tracks to be installed flush with the ceiling.

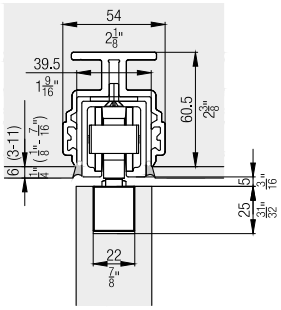

Subject to technical modifications. Metric specifications are exact. Inches are approximate.

Hawa Confort 120

The convenient solution for inadequate fastening options in brittle sub-floors or in the area of floor heating. This bottom guide is mounted on the wall. Details and accessories from page 476.

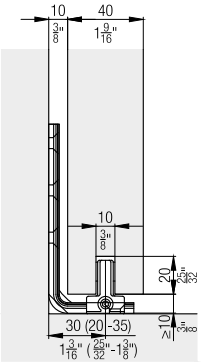

Version with 20 mm (25/32") longer hanger bolt

Thanks to the 24851 set, the running track can be covered from below, using removable ceiling elements.

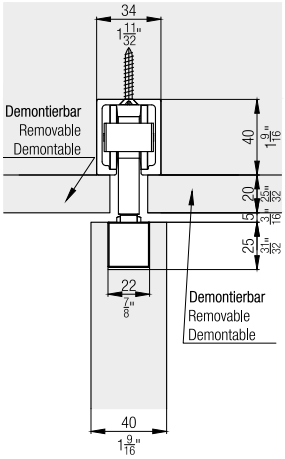

Ceiling integration

Recommendation: For systems integrated into the ceiling, provide assembly openings or front access to the system – front access of SoftMove is always mandatory.

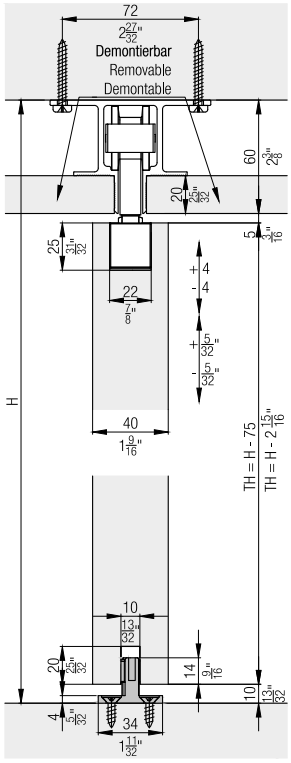

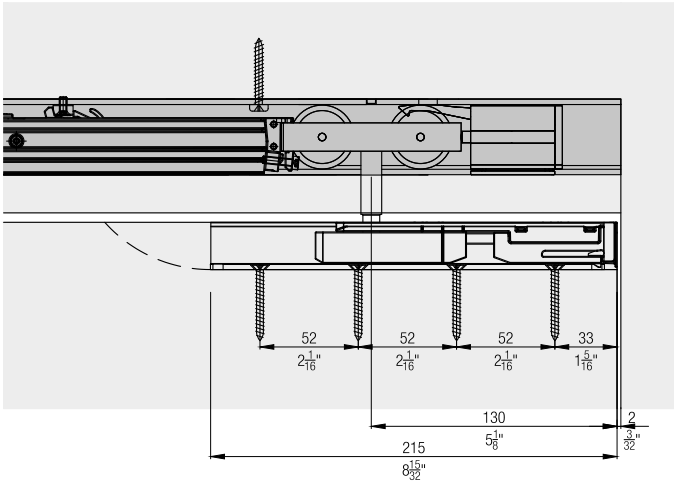

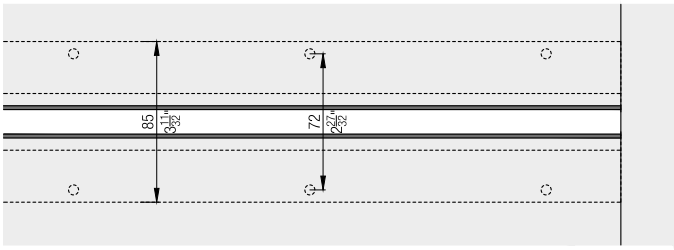

SoftMove 80 soft closing mechanism

Completely integrated into the running track, the SoftMove decelerates sliding doors and draws them into their final position.

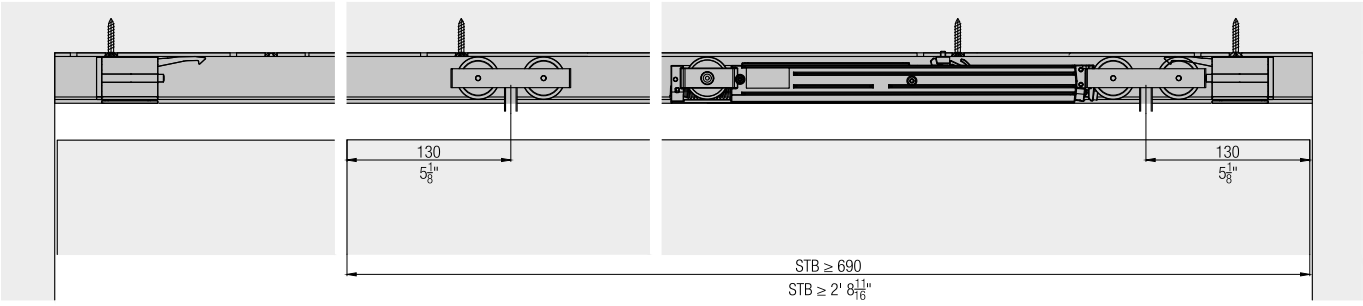

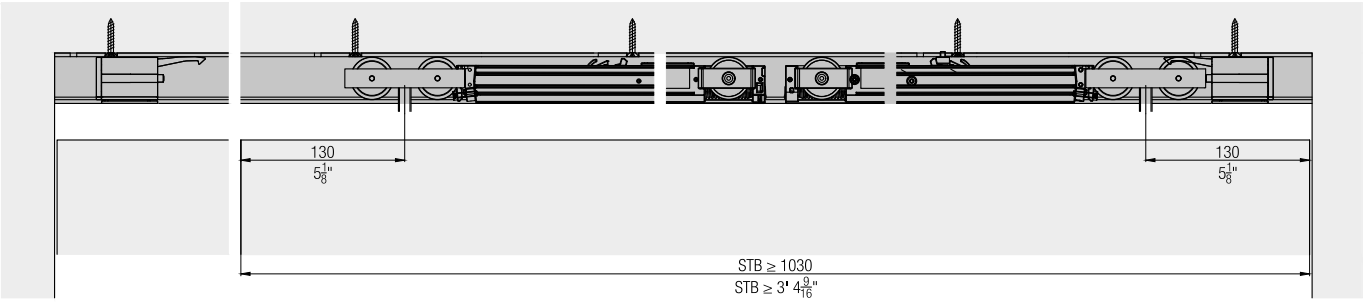

Accessories

– Hawa Junior bottom guides for wall mounting from page 476
– Lock solutions from page 479
– General accessories from page 487

Planning/execution

HAWA Junior 80 B mod. is now called Hawa Junior 80 B. Same product – new name.

Further information about the product can be found on www.hawa.com.

Subject to technical modifications. Metric specifications are exact. Inches are approximate.

Fitting for top-running wooden doors up to 80 kg (176 lbs.), with surface mounted running track or running track flush with the ceiling. Optionally with soft and self closing mechanism. Ceiling mounting. Minimal installation height. Wall pocket solution.

Product highlights

Reliability Well-tried product tested for 100,000 cycles, which corresponds to a service life of about 25 years

Productivity Easy height adjustment via both suspensions and convenient depth adjustment of the installed door in the wall pocket



Technical specifications

Max.	80 kg (176 lbs.)
Max.	4000 mm (13'1 15/32'')
Max.	1500 mm (4'11 1/16'')
	35–80 mm (1 3/8'' to 3 5/32'')

Installation examples

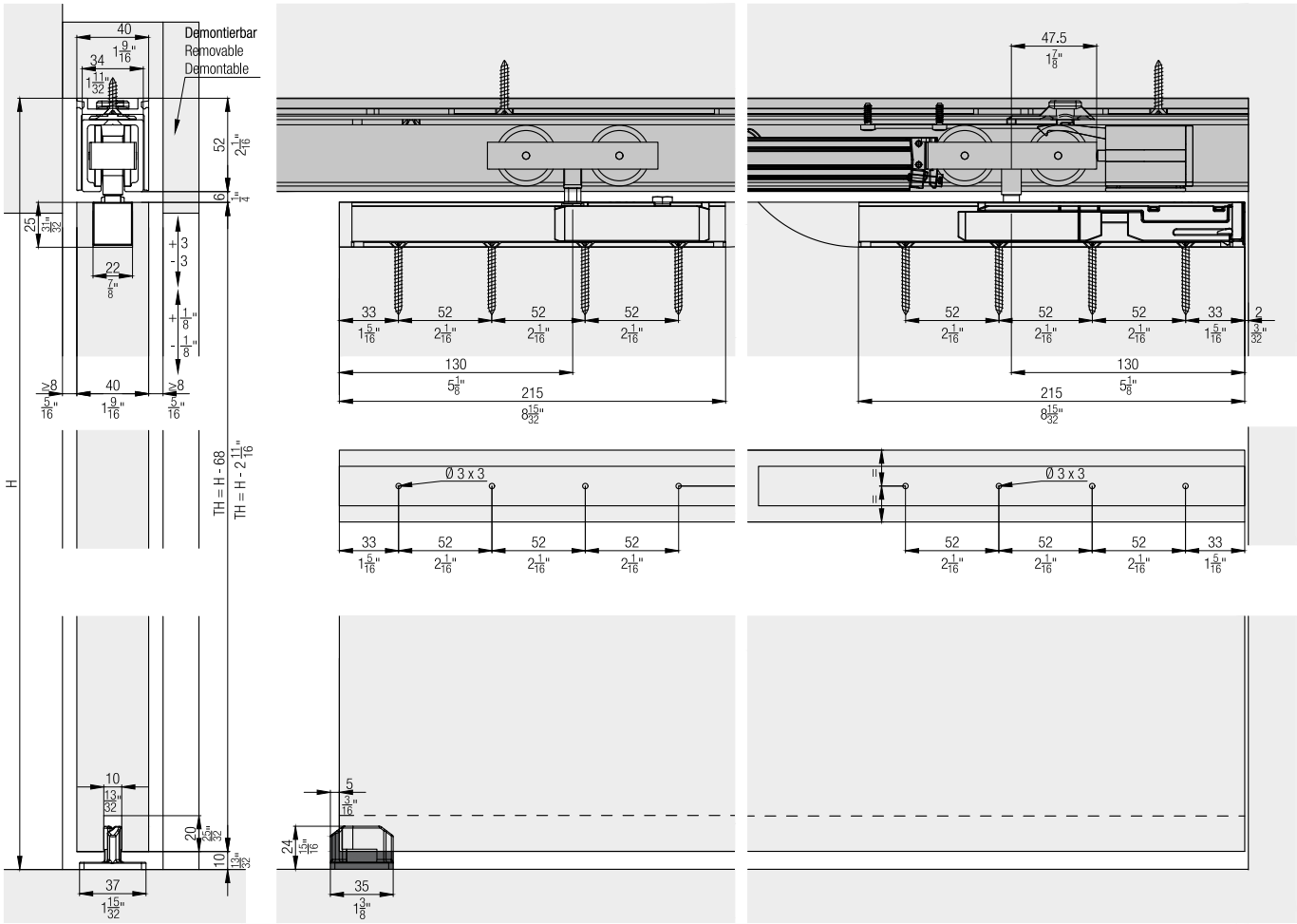

Set for 1 wooden door up to 80 kg (176 lbs.)

	No.
Hawa Junior 80 B Pocket, with supsension bolt M10, for 1 door	25074
Hawa Junior 80 B Pocket, with 20 mm (25/32'') longer supsension bolt M10, for 1 door	26014

Set consisting of:

		25074	26014	No.
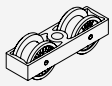	Running gear, 2-wheeled, M10, plastic wheels	2	2	10407
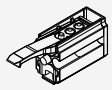	Stopper Hawa Junior 80/100, with adjustable retention spring	1	1	30138
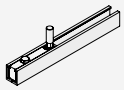	Suspension profile, with plate, with suspen-sion bolt M10, wall pocket installation	1		24323
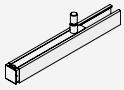	Suspension profile, plate with screw M10	1		24246
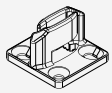	Botttom guide, zero tolerance, groove width 10 mm (13/32"), plastic, black	1	1	25369
	Screw-on rubber door stop	1	1	10629
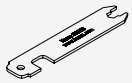	Locking wrench to suspension	1	1	10778
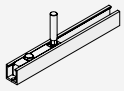	Suspension profile, plate with 20 mm (25/32") longer screw M10, for Pocket		1	26003
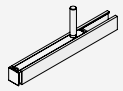	Suspension profile, plate, with 20 mm (25/32") longer screw M10, ceiling integration		1	24846

Accessories for set

		No.
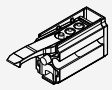	Stopper Hawa Junior 80/100, with adjustable retention spring	30138
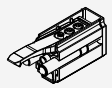	SoftStop Hawa Junior 80/100, with adjustable retention spring	27771
	Spring loaded stopper Hawa Junior 80/100	25370

Running tracks

		mm (inch)	No.
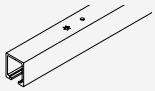	Running track, aluminum, anodized, pre-drilled	1,400 (4' 7 1/8 '')	10189
		1,600 (5' 3'')	10190
		1,800 (5' 10 7/8 '')	10191
		2,000 (6' 6 3/4 '')	10192
		2,200 (7' 2 5/8 '')	10193
		2,500 (8' 2 7/16'')	10194
		3,000 (9' 10 1/8 '')	18532
		cut to size	10188
	Running track, ceiling integration, aluminum, anodized, pre-drilled	2,500 (8' 2 7/16'')	27664
		4,000 (13' 1 15/32'')	27663
		6,000 (19' 8 7/32'')	30325
		cut to size	27665

Guide tracks

		mm (inch)	No.
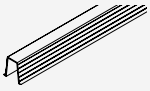	Guide track, for groove mounting, plastic, 10-piece set	1,300 (4' 3 3/16'')	14540

Assembly set, up to 2000 mm (6'6 3/4'')

	No.
Set for mountable and demountable running track	25207

Set consisting of:

		mm (inch)	25207	No.
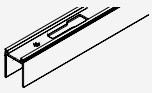	Retainer profile with a bayonet lock, aluminum, anodized	2,035 (6'8 1/8'')	1	25212
	Small parts to retainer profile, 6-piece set		1	25520

Subject to technical modifications. Metric specifications are exact. Inches are approximate.

Assembly set, up to 2500 mm (8'2 7/16'')

	No.
Set for mountable and demountable running track	25371

Set consisting of:		mm (inch)	25371	No.
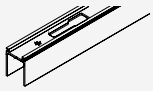	Retainer profile with a bayonet lock, aluminum, anodized	2,535 (8'3 13/16'')	1	25443
	Small parts to retainer profile, 7-piece set		1	25521

Assembly set, up to 3000 mm (9'10 1/8'')

	No.
Set for mountable and demountable running track	25441

Set consisting of:		mm (inch)	25441	No.
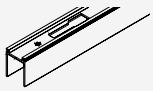	Retainer profile with a bayonet lock, aluminum, anodized	3,035 (9'11 1/2'')	1	25444
	Small parts to retainer profile, 9-piece set		1	25522

Panels

		mm (inch)	No.
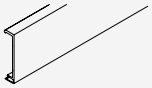	Clip-on panel, for fascia mounting, aluminum, anodized	2,000 (6'6 3/4'')	25445
		cut to size	27693

Soft close SoftMove 80
For soft closing in opening and closing direction order 2 sets.

		No.
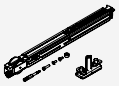	Soft closing mechanism SoftMove 80	22444

Further installation examples

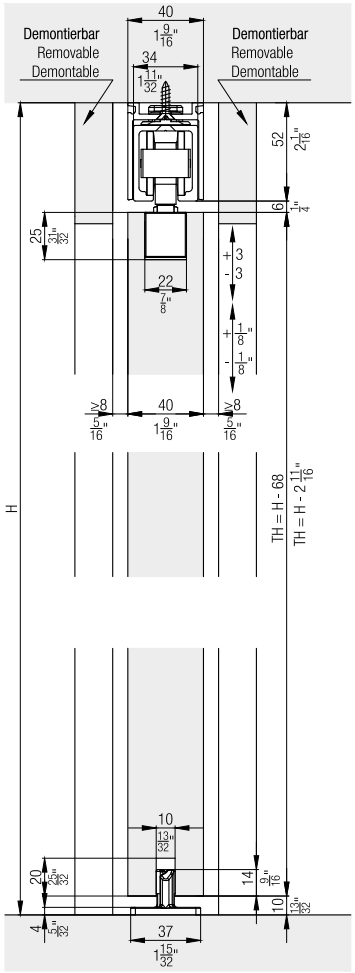

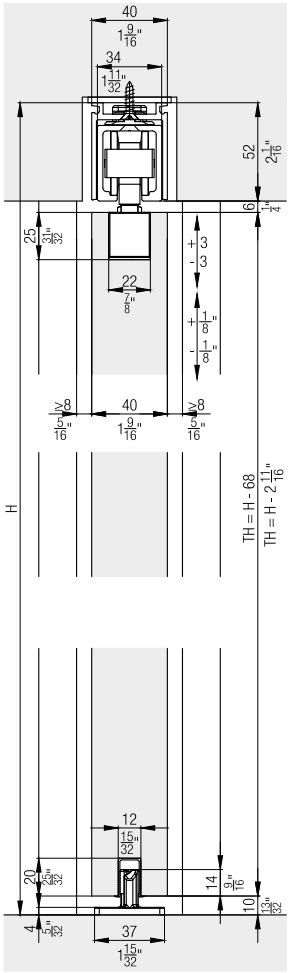

Calculations of running track length

The length of the running track must be shorter than the diagonal clearance (P2) by at least 80 mm (3 5/32'').

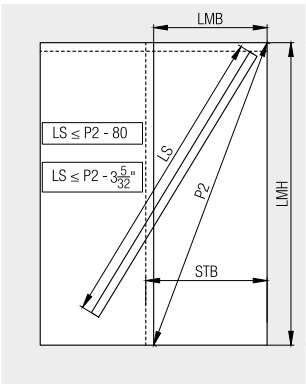

LMB = inside clearance
LMH = inside height
STB = sliding door width
P2 = diagonal clearance
LS = running track

Calculations of door width

The following factors affect the calculation of the width of the sliding door:
– Open or closed guide groove
– Construction with or without spring stop (25370)

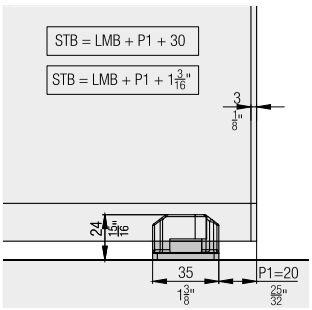

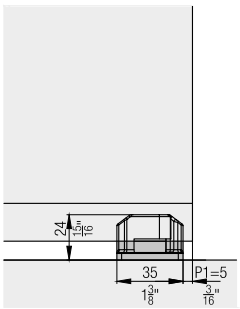

Facing for the retainer profile

The optional clip-on panel made of aluminum can be clipped onto the retainer profile without additional fixing components. For invisible fastening of the lintel panelling, there is the option of covering the clip panel on site, using panels up to 40 mm (1 9/16'') thick.

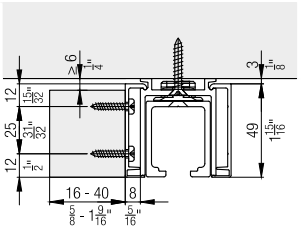

Spring stop

The specially developed spring stop for ejecting the door is integrated into the running track without visible fittings on the door edge.

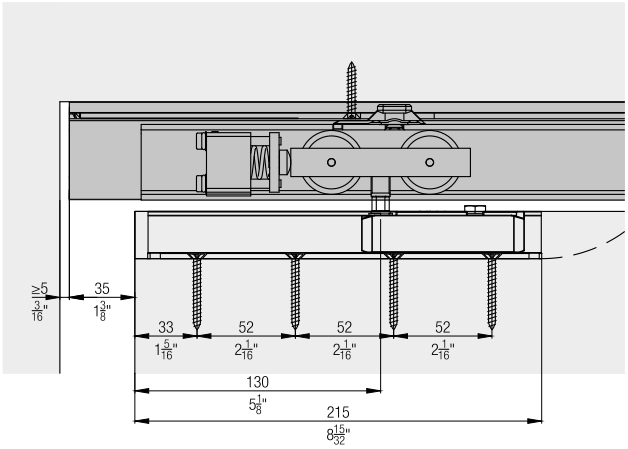

Subject to technical modifications. Metric specifications are exact. Inches are approximate.

SoftMove 80 soft closing mechanism

Completely integrated into the running track, the SoftMove 80 decelerates sliding doors and draws them into their final position.

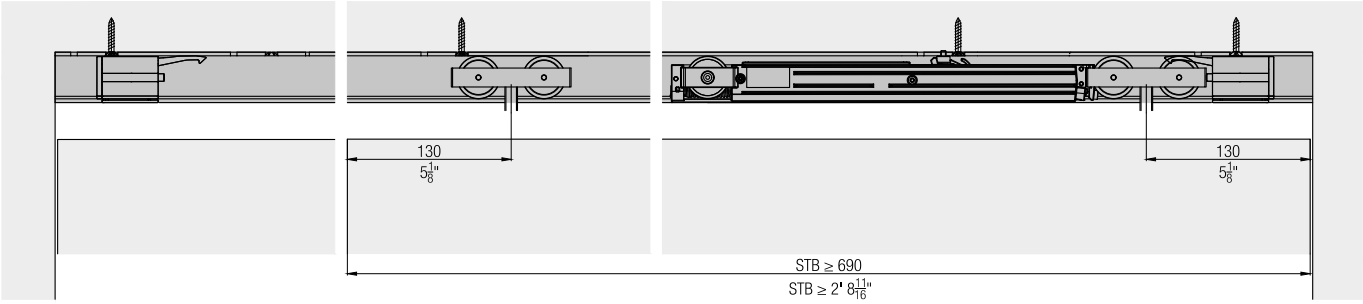

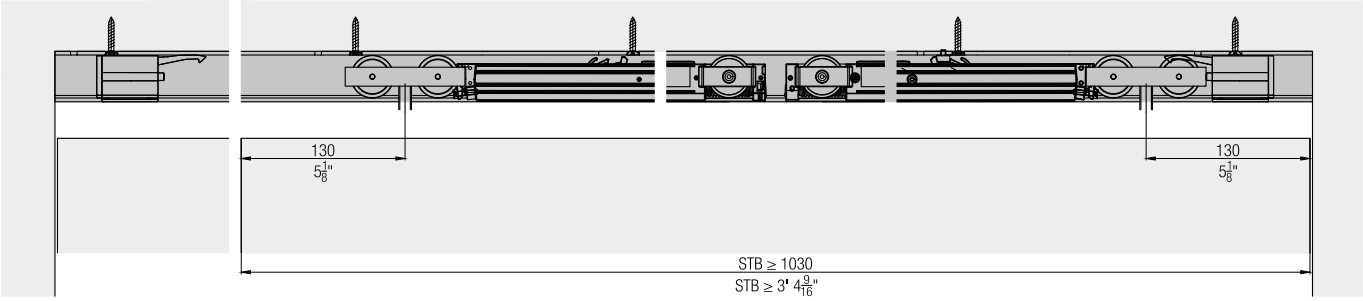

Version with 20 mm (25/32") longer hanger bolt

Thanks to the set with a longer hanger bolt, the running track can be covered from below, using removable ceiling elements.

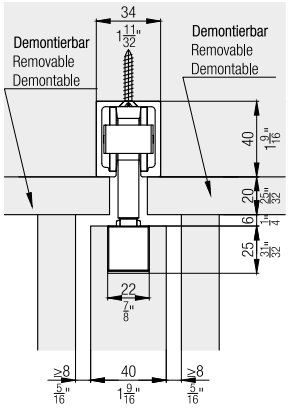

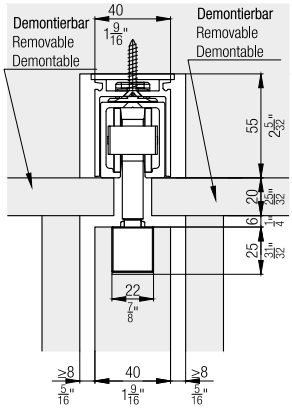

Ceiling integration

Recommendation: For systems integrated into the ceiling, provide assembly openings or front access to the system – front access of SoftMove is always mandatory.

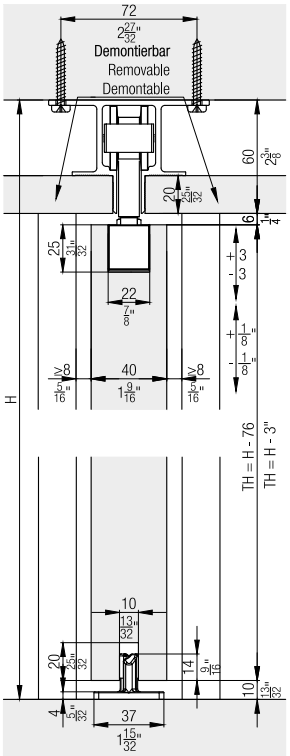

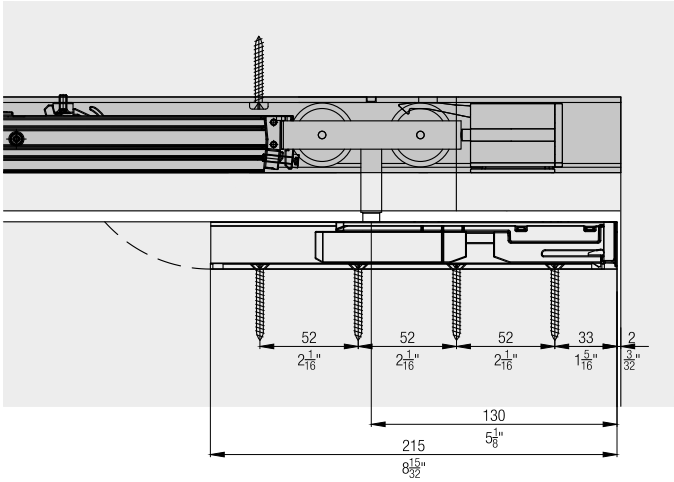

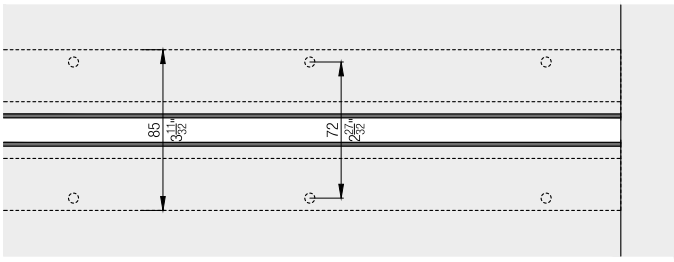

Accessories
- Hawa Junior bottom guides for wall mounting from page 476
- Lock solutions from page 479
- General accessories from page 487

Planning/execution
Further information about the product can be found on www.hawa.com.

Subject to technical modifications. Metric specifications are exact. Inches are approximate.

Fitting for top-running wooden doors up to 80 kg (176 lbs.), with surface mounted running track. Ceiling mounting. Outdoor version.

Product highlights

Comfort — Rollers made from high-performance plastic are the guarantee of quiet running and easy sliding

Reliability — Corrosion-resistant materials for use in interior rooms which are temporarily damp

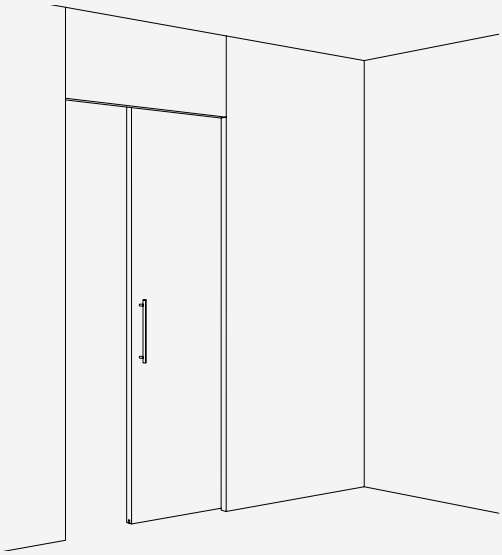

Technical specifications

Max.	80 kg (176 lbs.)
Max.	4000 mm (13'1 15/32'')
Max.	3000 mm (9'10 1/8'')
	35–80 mm (1 3/8'' to 3 5/32'')

Installation examples

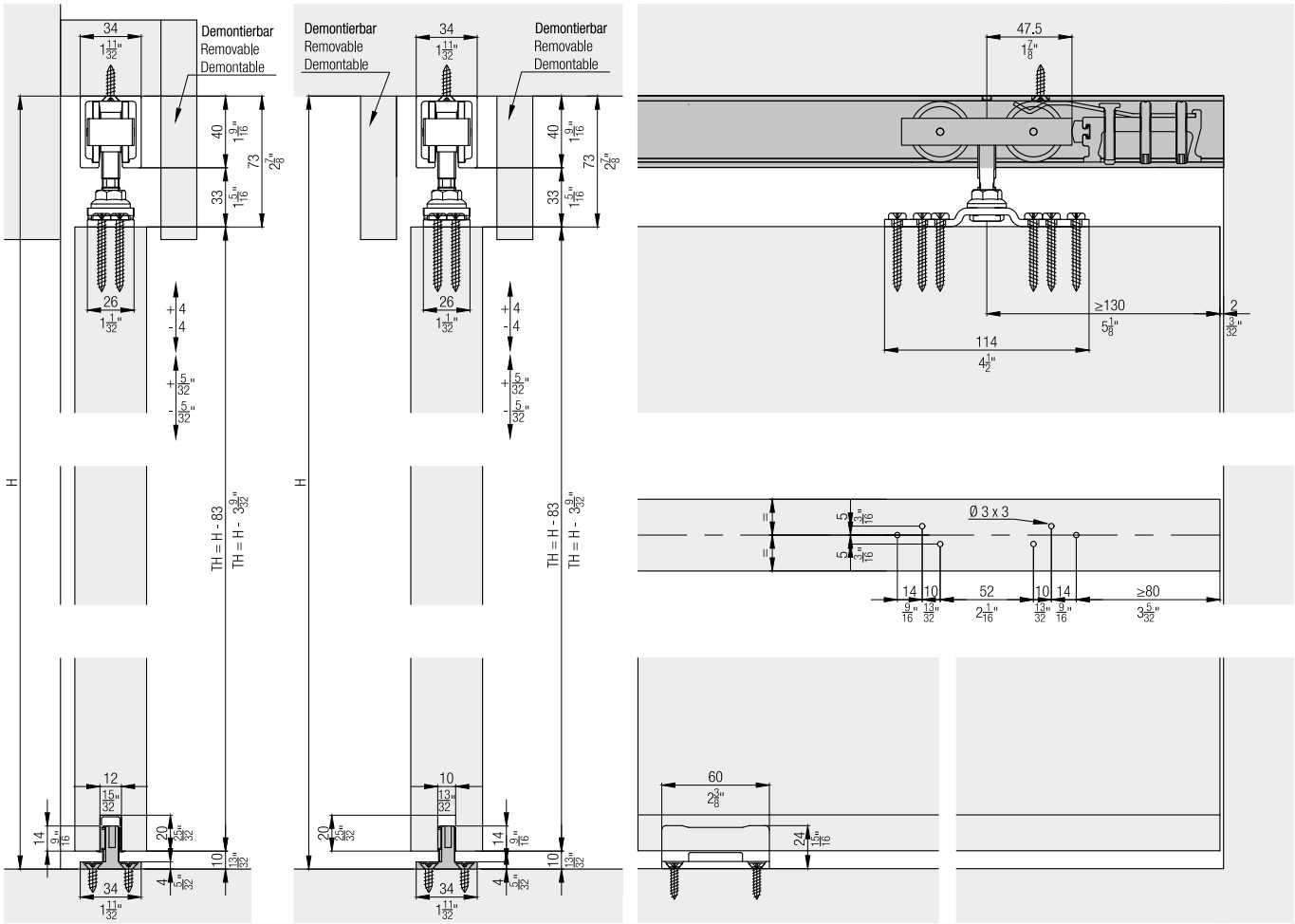

Set for 1 wooden door up to 80 kg (176 lbs.)

	No.
Hawa Junior 80 Inox, for 1 door	11717

Set consisting of:

		11717	No.
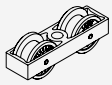	Running gear, 2-wheeled, M10, plastic wheels	2	10419
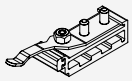	Stopper, with adjustable retention spring	1	10637
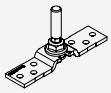	Top fixing plate, with suspension bolt M10 for lower running track, stainless steel	2	25051
	Bottom guide, zero tolerance, groove width 10 mm (13/32"), plastic black	1	14427
	Screw-on rubber door stop	1	10629

Running tracks

		mm (inch)	No.
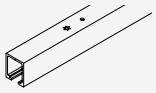	Running track, aluminum, anodized, pre-drilled	1,400 (4' 7 1/8 ")	10189
		1,600 (5' 3")	10190
		1,800 (5' 10 7/8 ")	10191
		2,000 (6' 6 3/4 ")	10192
		2,200 (7' 2 5/8 ")	10193
		2,500 (8' 2 7/16")	10194
		3,000 (9' 10 1/8 ")	18532
		4,000 (13' 1 15/32")	18533
		6,000 (19' 8 7/32")	10186
		cut to size	10188

Guide tracks

		mm (inch)	No.
	Guide track, for groove mounting, plastic, 10-piece set	1,300 (4' 3 3/16")	14540

Accessories
- Hawa Junior bottom guides for wall mounting from page 476
- Lock solutions from page 479
- General accessories from page 487

Planning/execution
Further information about the product can be found on www.hawa.com.

Subject to technical modifications. Metric specifications are exact. Inches are approximate.

Fitting for 4 telescopic opening wooden doors up to 40 kg (88 lbs.), with surface mounted running track. Ceiling mounting.

Product highlights

Flexibility Door openings up to 3200 mm (10' 5 31/32'') possible

Flexibility Combination of telescopic and symmetrical opening possible

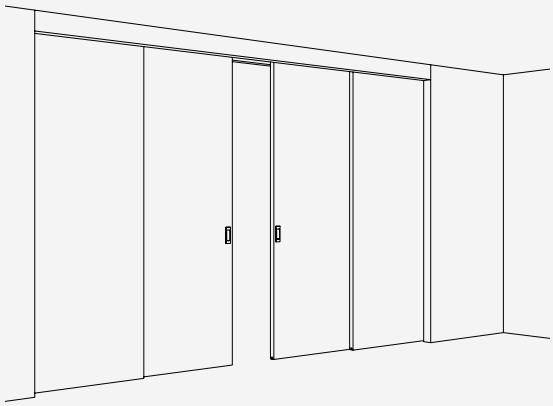

Technical specifications

Max.	80 kg (176 lbs.)
Max.	4000 mm (13'1 15/32'')
	500–1200 mm (1'7 11/16'' to 3'11 1/4'')
	40–47 mm (1 9/16'' to 1 27/32'')

Installation examples

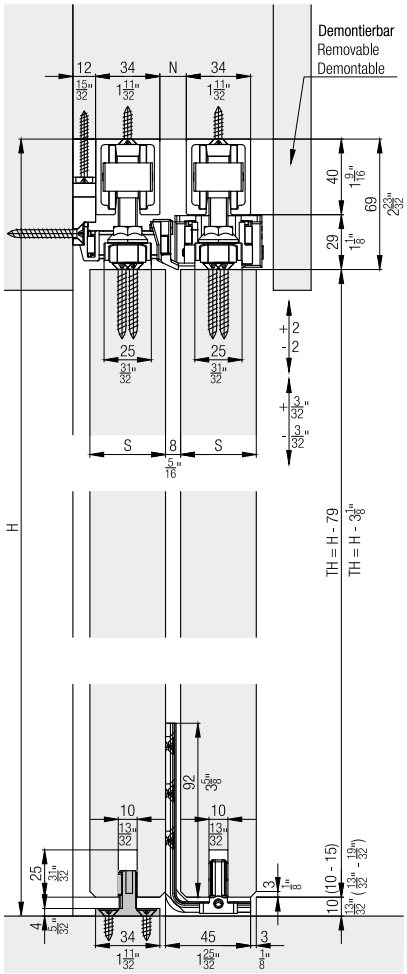

Hawa Telescopic	80/2	80/3	40/4
S =	32 - 47	40	40-47

Hawa Telescopic	80/2	80/3	40/4
S =	1 1/4" - 1 27/32"	1 9/16"	1 9/16" - 1 27/32"

N = S - 26 | N = S - 1 1/32"

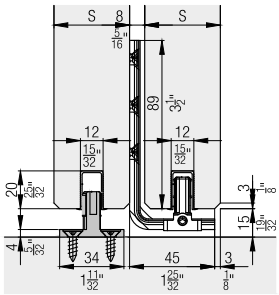

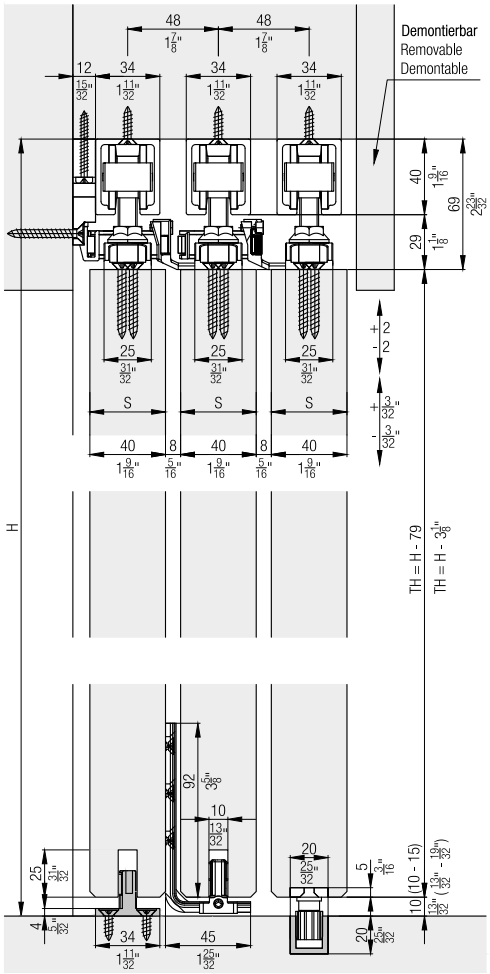

Set for 2 wooden doors up to 80 kg,
Hawa Junior 80 Z Telescopic 80/2
2 sets of Hawa Junior 80 Z (11705) are also required.

	No.
Hawa Junior 80 Z Telescopic 80/2, for 2 doors	20657

Set consisting of:		20657	No.
	Driver, wide	1	20141
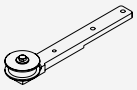	Guide pulley wheel, with fixing plate, long	1	20139
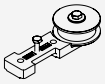	Guide pulley wheel, with fixing plate, short	1	20140
	Toothed belt fixing device for ceiling/wall mounting	1	20732
	Toothed belt, 2,7 m (8’10 5/16"), fibre glass reinforced, black	1	20208
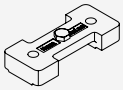	Driver counter-plate, wide	1	20246
	Hawa Confort 120, single, floor guide, screw mounting, rattle proof	1	16158

Set for 3 wooden doors up to 80 kg,
Hawa Junior 80 Z Telescopic 80/3
3 sets of Hawa Junior 80 Z (11705) are also required.

	No.
Hawa Junior 80 Z Telescopic 80/3, for 3 doors	20765

Set consisting of:		20765	No.
	Driver, wide	2	20141
	Driver, narrow	1	20142
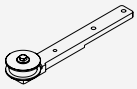	Guide pulley wheel, with fixing plate, long	2	20139
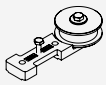	Guide pulley wheel, with fixing plate, short	2	20140
	Toothed belt fixing device for ceiling/wall mounting	1	20732
	Toothed belt, 2,7 m (8’10 5/16"), fibre glass reinforced, black	2	20208
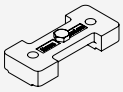	Driver counter-plate, wide	1	20246
	Hawa Confort 120, single, floor guide, screw mounting, rattle proof	1	16158
	Guide plate, with rattle proof guide piece, 14 mm (9/16")	1	13325

Subject to technical modifications. Metric specifications are exact. Inches are approximate.

Set for 4 wooden doors up to 40 kg,
Hawa Junior 80 Z Telescopic 40/4
4 sets of Hawa Junior 80 Z (11705) are also required.

	No.
Hawa Junior 80 Z Telescopic 40/4, for 4 doors	20658

Set consisting of:

		20658	No.
	Driver, wide	2	20141
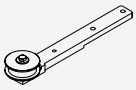	Guide pulley wheel, with fixing plate, long	2	20139
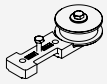	Guide pulley wheel, with fixing plate, short	2	20140
	Guide pulley wheel matching with running track Hawa Junior 80	2	20653
	Toothed belt fixing device for ceiling/wall mounting	2	20732
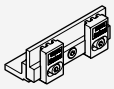	Toothed belt lock for manual systems	1	20352
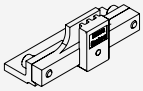	Driver, laterally adjustable for manual systems	1	20353
	Toothed belt, 2,7 m (8’10 5/16"), fibre glass reinforced, black	2	20208
	Toothed belt, 10 m, fibre glass reinforced, black	1	19668
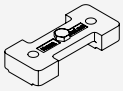	Driver counter-plate, wide	2	20246
	Hawa Confort 120, single, floor guide, screw mounting, rattle proof	2	16158

Running tracks

		mm (inch)	No.
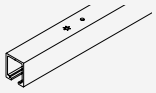	Running track, aluminum, anodized, pre-drilled	1,400 (4' 7 1/8 ")	10189
		1,600 (5' 3")	10190
		1,800 (5' 10 7/8 ")	10191
		2,000 (6' 6 3/4 ")	10192
		2,200 (7' 2 5/8 ")	10193
		2,500 (8' 2 7/16")	10194
		3,000 (9' 10 1/8 ")	18532
		4,000 (13' 1 15/32")	18533
		6,000 (19' 8 7/32")	10186
		cut to size	10188

Guide tracks

		mm (inch)	No.
	Guide track, for groove mounting, plastic, 10-piece set	1,300 (4' 3 3/16")	14540
	Guide track, aluminum, anodized, pre-drilled	6,000 (19' 8 7/32")	14414
		cut to size	14415

Accessories

		No.
	Bottom door stopper, with centering, stainless steel look	21473
	Bottom door stopper, with centering, chrome-plated, matt	20773
	Bottom guide, rattle proof, groove width 10 mm (13/32"), plastic, black, 10-piece set	25958

Calculations of door widths

Hawa Junior Telescopic 80/2

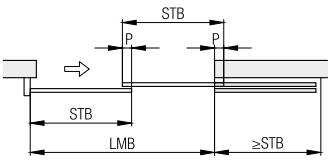

STB = 500 - 1200
STB = 1' $7\frac{11}{16}$" - 3' $11\frac{1}{4}$"

$$STB = \frac{(2 \times P) + LMB}{2}$$

P ≥ 75 | P ≥ $2\frac{15}{16}$"

Hawa Junior Telescopic 80/3

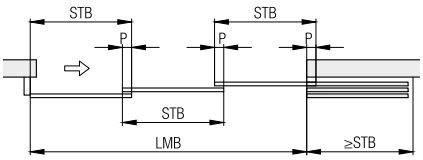

STB = 500 - 1200
STB = 1' $7\frac{11}{16}$" - 3' $11\frac{1}{4}$"

$$STB = \frac{(3 \times P) + LMB}{3}$$

P ≥ 75 | P ≥ $2\frac{15}{16}$"

Hawa Junior Telescopic 40/4

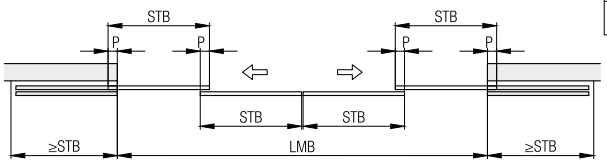

STB = 500 - 800
STB = 1' $7\frac{11}{16}$" - 2' $7\frac{1}{2}$"

$$STB = \frac{(4 \times P) + LMB}{4}$$

P ≥ 75 | P ≥ $2\frac{15}{16}$"

Accessories
- Hawa Junior bottom guides for wall mounting from page 476
- Lock solutions from page 479
- General accessories from page 487

Planning/execution
Further information about the product can be found on www.hawa.com.

Subject to technical modifications. Metric specifications are exact. Inches are approximate.

Fitting for 2 symmetrically opening wooden doors up to 80 kg (176 lbs.), with surface mounted running track. Ceiling mounting.

Product highlights

Flexibility Door openings up to 2400 mm (7'10 1/2'') possible

Aesthetics Symmetrical solutions without visible guide

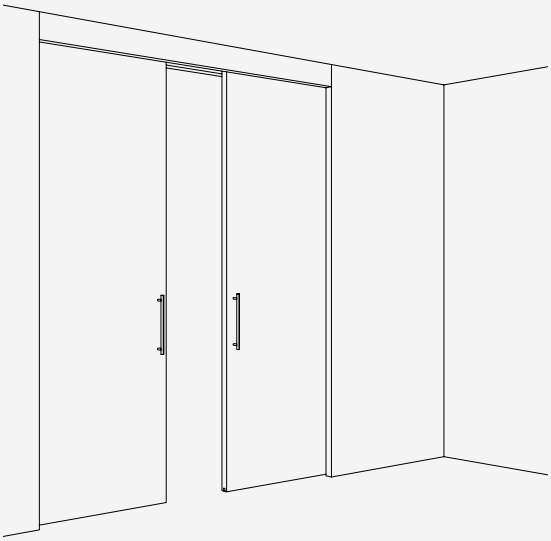

Technical specifications

Max.	80 kg (176 lbs.)
Max.	4000 mm (13'1 15/32'')
	500–1200 mm (1'7 11/16'' to 3'11 1/4'')
	35–80 mm (1 3/8'' to 3 5/32'')

Installation examples

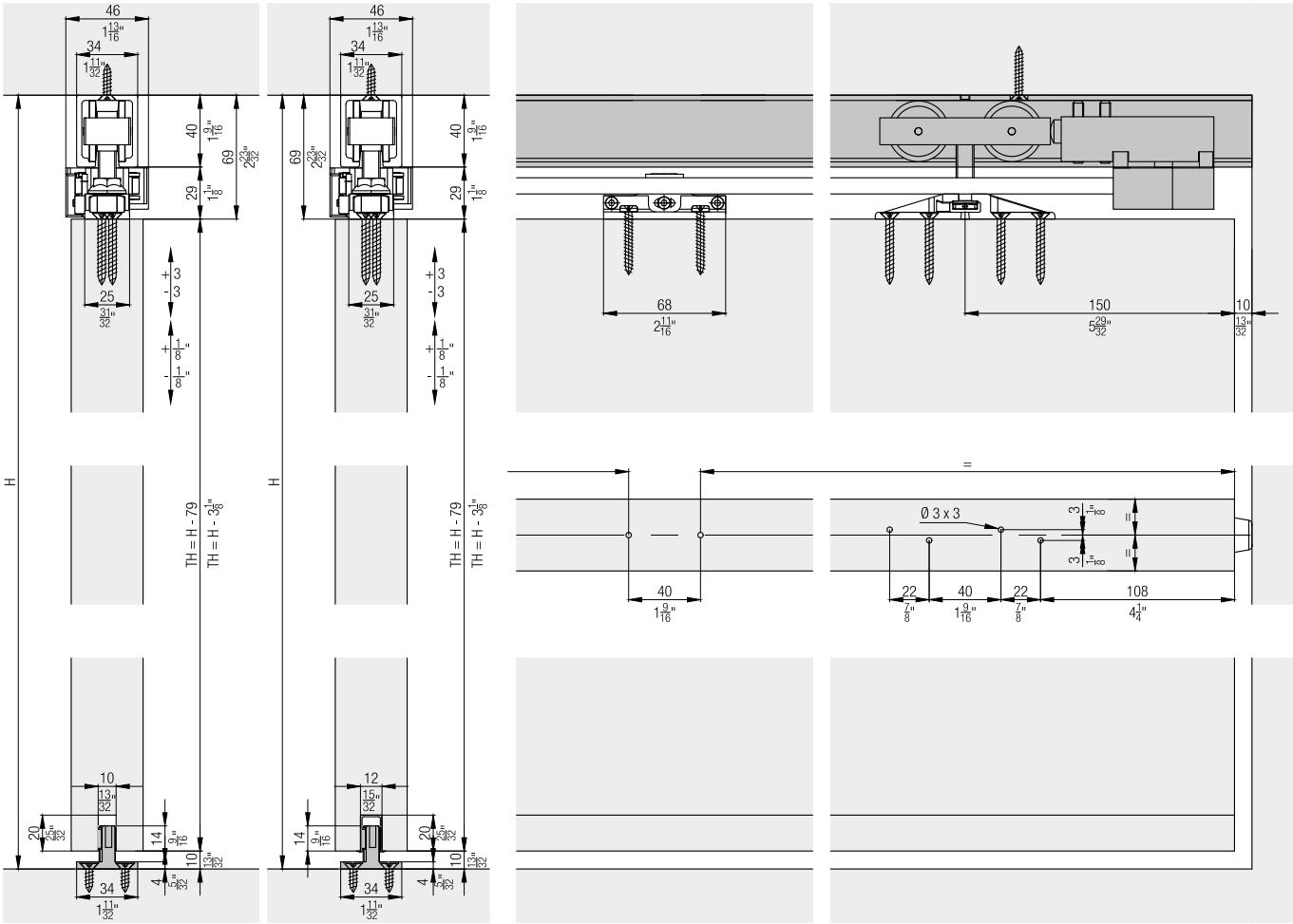

Set for 2 wooden doors up to 80 kg (176 lbs.)

	No.
Hawa Junior 80 Z Symmetric, for 2 doors	20661
Hawa Junior 80 Z Symmetric, partial set	20662

Set consisting of:

		20661	20662	No.
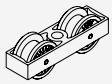	Running gear, 2-wheeled, M10, plastic wheels	4		10407
	Two-way suspension flange, with screw M10 and fixing screws, steel, zinc-plated	4		10489
	Bottom guide, zero tolerance, groove width 10 mm (13/32"), plastic black	2		14427
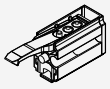	Stopper Hawa Junior 80/100, with adjustable retention spring	1		30138
	Guide pulley wheel matching with running track Hawa Junior 80	2	2	20653
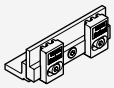	Toothed belt lock for manual systems	1	1	20352
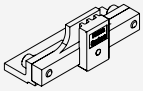	Driver, laterally adjustable for manual systems	1	1	20353
	Toothed belt, 10 m, fibre glass reinforced, black	1	1	19668
	Screw-on rubber door stop	2		10629
	Vertical adjustment pin	1		10795

Toothed belt
The length of the toothed belt is calculated for 2 sliding doors with a maximum width of 1200 mm (3'11 1/4'') each.

Running tracks

		mm (inch)	No.
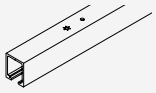	Running track, aluminum, anodized, pre-drilled	1,400 (4' 7 1/8 '')	10189
		1,600 (5' 3 '')	10190
		1,800 (5' 10 7/8 '')	10191
		2,000 (6' 6 3/4 '')	10192
		2,200 (7' 2 5/8 '')	10193
		2,500 (8' 2 7/16'')	10194
		3,000 (9' 10 1/8 '')	18532
		4,000 (13' 1 15/32'')	18533
		6,000 (19' 8 7/32'')	10186
		cut to size	10188

Guide tracks

		mm (inch)	No.
	Guide track, for groove mounting, plastic, 10-piece set	1,300 (4' 3 3/16'')	14540

Accessories

		No.
	Bottom door stopper, with centering, stainless steel look	21473
	Bottom door stopper, with centering, chrome-plated, matt	20773

Accessories
- Hawa Junior bottom guides for wall mounting from page 476
- Lock solutions from page 479
- General accessories from page 487

Planning/execution
Further information about the product can be found on www.hawa.com.

Subject to technical modifications. Metric specifications are exact. Inches are approximate.

Fitting for top-running wooden doors up to 100 kg (220 lbs.), with surface mounted running track. Optionally with soft and self closing mechanism. Wall or ceiling mounting.

Product highlights

Comfort — Accessible opening and soft and self closing at both sides from door widths of 800 mm (2'7 1/2'')

Flexibility — Running tracks for wall and ceiling mounting with integrated clip-on system

Security — Performance guarantee: 15 years for private use and 7 years for commercial use on incomparably low opening forces of max. 22 N

Technical specifications

Max.	100 kg (220 lbs.)
Max.	4000 mm (13'1 15/32'')
Max.	3000 mm (9'10 1/8'')
	35–80 mm (1 3/8'' to 3 5/32'')

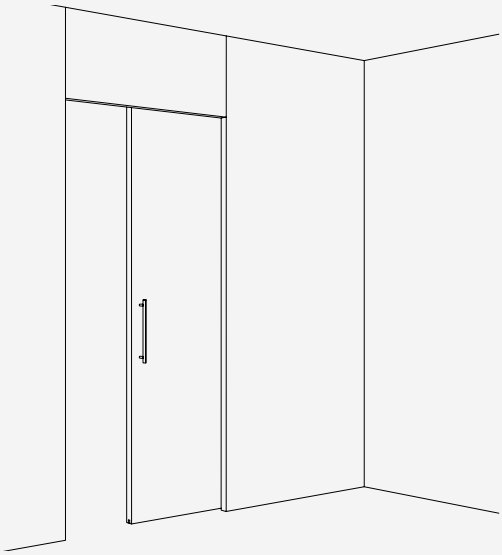

Installation examples

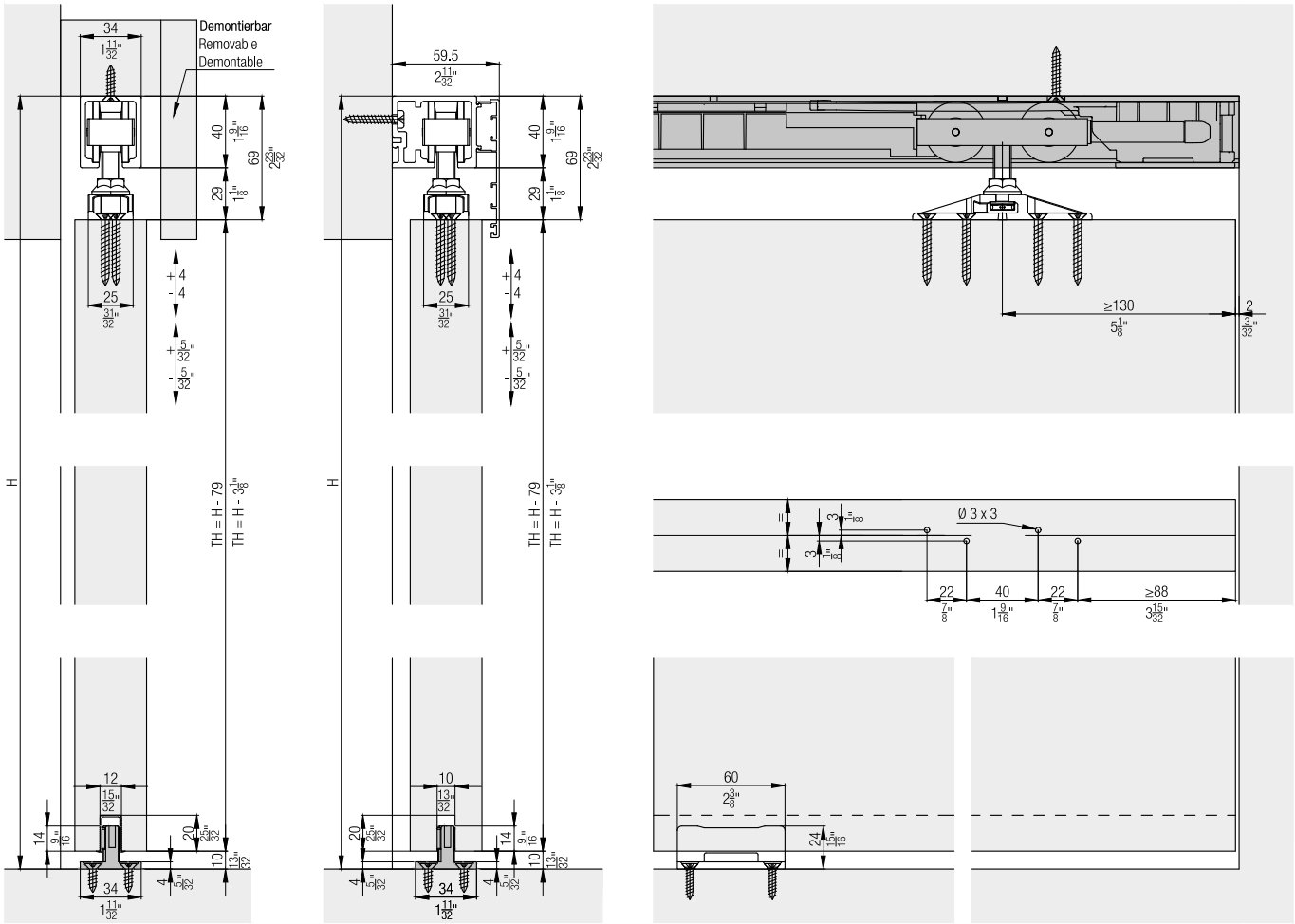

Set for 1 wooden door up to 100 kg (220 lbs.)

	No.
Hawa Junior 100 Z, for 1 door	30151

Set consisting of:		30151	No.
	Two-way suspension plate	2	11002
	Set with suspension bolts M10, hexagon nuts, screws and buffer	1	13525
	Bottom guide, zero tolerance, groove width 10 mm (13/32"), plastic black	1	14427
	Vertical adjustment pin	1	10795

Set for 1 wooden door, with running gears and magnetic soft closing mechanism

	No.
Hawa Junior 100, 2 running gears, for 1 door	30064
Hawa Junior 100, 1 running gear, 1 SoftMove 100 with running gear and stopper, for 1 door	30149
Hawa Junior 100, 2 SoftMove 100 with running gear and stopper, for 1 door	30150

Set consisting of:		30064	30149	30150	No.
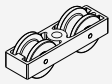	Running gear, 2-wheeled, M10, ball bearing	2	1		30137
	Soft close SoftMove 100, with running gear, stopper and cover, premounted		1	2	30509

Accessories for set 30064/30149

		No.
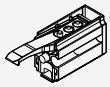	Stopper Hawa Junior 80/100, with adjustable retention spring	30138
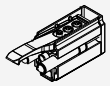	SoftStop Hawa Junior 80/100, with adjustable retention spring	27771

Complete set for 1 wooden door, with SoftMove and/or SoftStop

	No.
Hawa Junior 100 Z / Z Pocket, with 2 SoftStop, for 1 door	30237
Hawa Junior 100 Z / Z Pocket with 1 soft close SoftMove 100 and 1 SoftStop, for 1 door	30242
Hawa Junior 100 Z / Z Pocket with 2 soft close SoftMove 100, for 1 door	30244

Set consisting of:		30237	30242	30244	No.
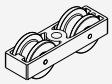	Running gear, 2-wheeled, M10, ball bearing	2	1		30137
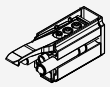	SoftStop Hawa Junior 80/100, with adjustable retention spring	2	1		27771
	Two-way suspension plate	2	2	2	11002
	Set with suspension bolts M10, hexagon nuts, screws and buffer	1	1	1	13525
	Bottom guide, zero tolerance, groove width 10 mm (13/32"), plastic, black	1	1	1	14427
	Vertical adjustment pin	1	1	1	10795
	Soft close SoftMove 100, with running gear, stopper and cover, premounted		1	2	30509

Subject to technical modifications. Metric specifications are exact. Inches are approximate.

Running tracks

		mm (inch)	No.
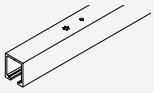	Running track, aluminum, anodized, pre-drilled	1,400 (4' 7 1/8 ")	10189
		1,600 (5' 3 ")	10190
		1,800 (5' 10 7/8 ")	10191
		2,000 (6' 6 3/4 ")	10192
		2,200 (7' 2 5/8 ")	10193
		2,500 (8' 2 7/16")	10194
		3,000 (9' 10 1/8 ")	18532
		4,000 (13' 1 15/32")	18533
		6,000 (19' 8 7/32")	10186
		cut to size	10188
	Running track, wall mounting, aluminum, anodized, pre-drilled	2,000 (6' 6 3/4 ")	27673
		2,500 (8' 2 7/16")	30323
		3,000 (9' 10 1/8 ")	27672
		4,000 (13' 1 15/32")	30324
		6,000 (19' 8 7/32")	27671
		cut to size	27695
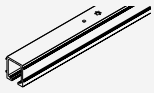	Running track, ceiling mounting, aluminum, anodized, pre-drilled	2,000 (6' 6 3/4 ")	27677
		2,500 (8' 2 7/16")	30320
		3,000 (9' 10 1/8 ")	27676
		4,000 (13' 1 15/32")	30321
		6,000 (19' 8 7/32")	27675
		cut to size	27696

Guide tracks

		mm (inch)	No.
	Guide track, for groove mounting, plastic, 10-piece set	1,300 (4' 3 3/16")	14540

Panels

		mm (inch)	No.
	Clip-on panel to running track, aluminum, anodized	2,000 (6' 6 3/4 ")	27685
		2,500 (8' 2 7/16")	30331
		3,000 (9' 10 1/8 ")	27684
		4,000 (13' 1 15/32")	30332
		6,000 (19' 8 7/32")	27683
		cut to size	27697

Spacer tracks

		mm (inch)	No.
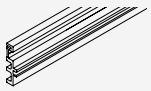	Spacer track, for wall mounting, plastic, gray	2,000 (6'6 3/4")	057.3054.200
		cut to size	057.3054.990

Panel end component set, 59 mm (2 5/16"), aluminum

	No.
Panel end component set, left, 59 mm (2 5/16"), anodized	30141
Panel end component set, right, 59 mm (2 5/16"), anodized	30142

Set consisting of:

		30141	30142	No.
	Panel end component Z, 59 mm (2 5/16"), left, aluminum, anodized	1		30038
	Bracker connector, steel, zinc-plated	2	2	057.3051.101
	Screw, M4x2.6 mm (5/32"x 1/8"), steel, zinc-plated	4	4	011.0101.171
	Panel end component Z, 59 mm (2 5/16"), right, aluminum, anodized		1	30040

Panel end component set, 66 mm (2 19/32''), aluminum

	No.
Panel end component set, left, 66 mm (2 19/32"), anodized	30143
Panel end component set, right, 66 mm (2 19/32"), anodized	30144

Set consisting of:

		30143	30144	No.
	Panel end component Z, 66 mm (2 19/32"), left, aluminum, anodized	1		30037
	Bracker connector, steel, zinc-plated	2	2	057.3051.101
	Screw, M4x2.6 mm (5/32"x 1/8"), steel, zinc-plated	4	4	011.0101.171
	Panel end component Z, 66 mm (2 19/32"), right, aluminum, anodized		1	30039

Accessories

		No.
	Bottom door stopper, with centering, stainless steel look	21473
	Bottom door stopper, with centering, chrome-plated, matt	20773
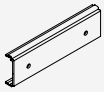	Clip component for wooden and aluminium panel, every 500 mm (1'7 11/16''), aluminium, pre-drilled	057.3117.001
	Hawa SoundEX for Hawa Junior 80, includes fixing parts for running track	19589
	Bottom guide, rattle proof, groove width 10 mm (13/32"), plastic, black, 10-piece set	25958

Subject to technical modifications. Metric specifications are exact. Inches are approximate.

Further installation examples

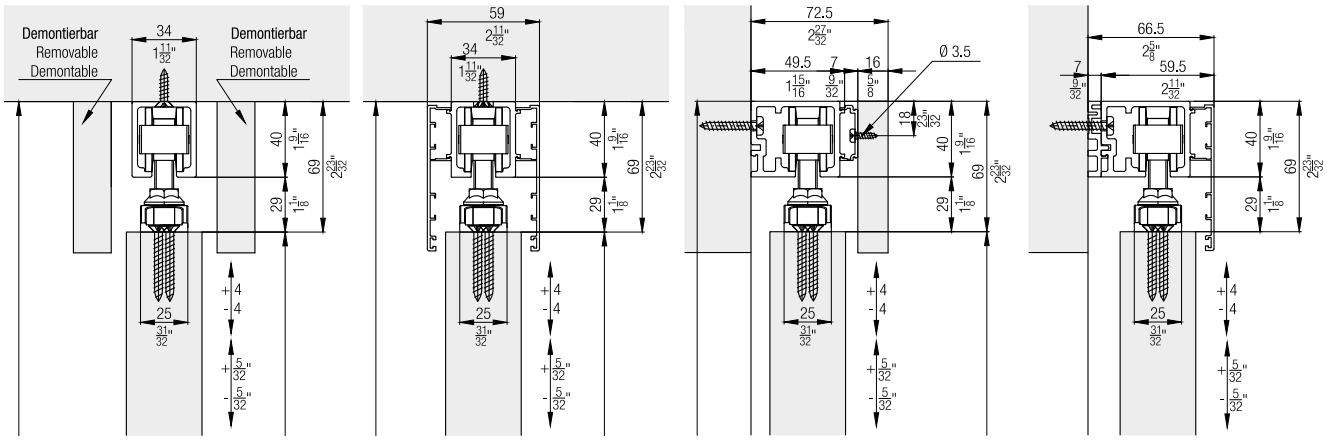

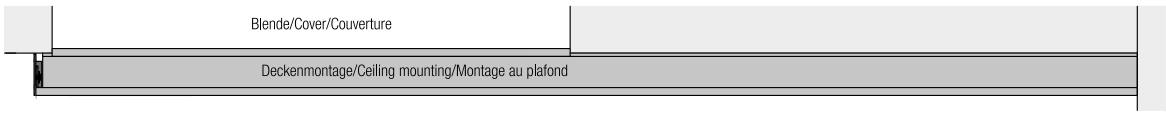

Calculations of clip-on panels

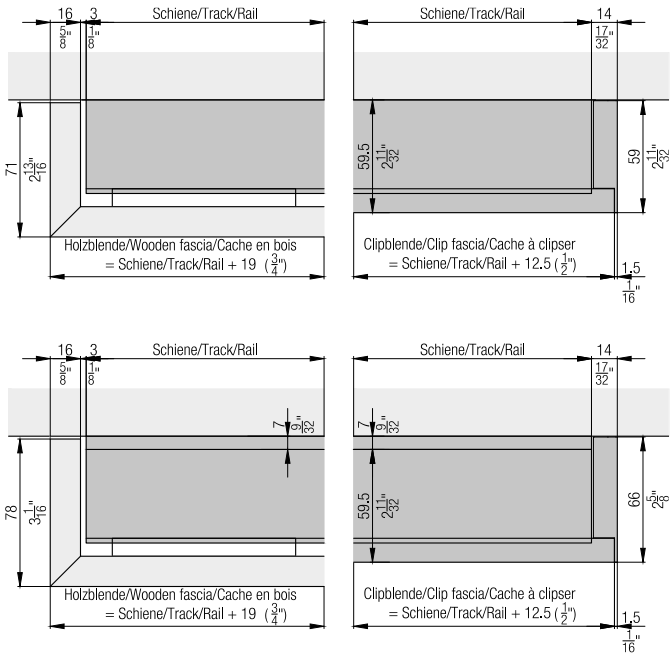

Hawa Confort 120

The convenient solution for inadequate fastening options in brittle sub-floors or in the area of floor heating. This bottom guide is mounted on the wall. Details and accessories from page 476.

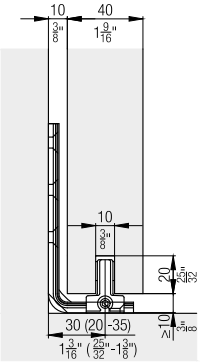

Hawa SoundEx

Contains the transmission of structure-borne noise from a sliding system to the building.

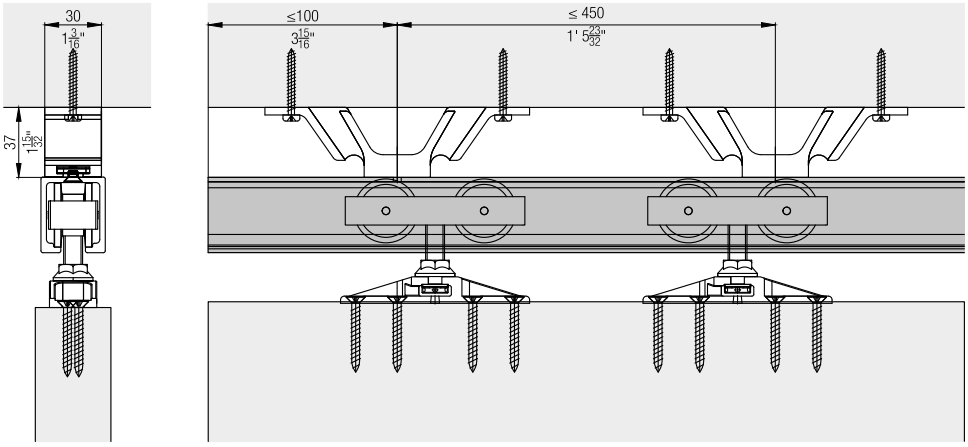

SoftMove 100 magnetic soft closing mechanism

Completely integrated into the running track, the SoftMove decelerates sliding doors and draws them into their final position.

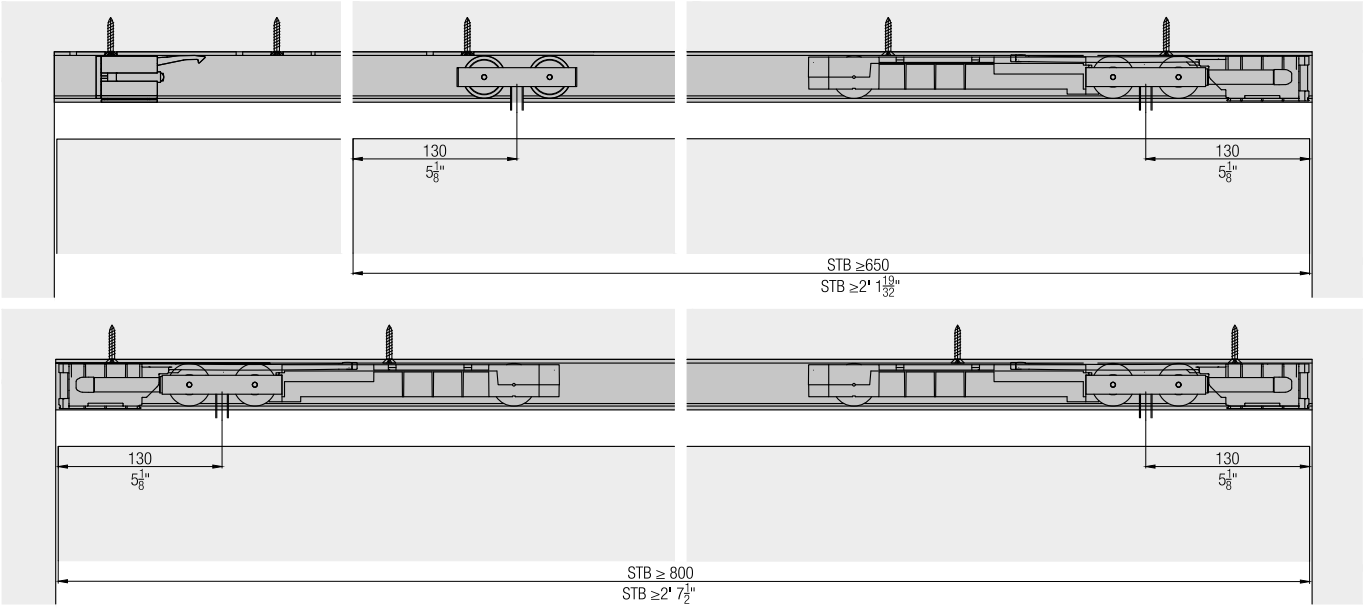

Accessories

- Hawa Junior bottom guides for wall mounting from page 476
- Lock solutions from page 479
- General accessories from page 487

Planning/execution

Further information about the product can be found on www.hawa.com.

Subject to technical modifications. Metric specifications are exact. Inches are approximate.

Fitting for top-running wooden doors up to 100 kg (220 lbs.), with surface mounted running track. Optionally with soft and self closing mechanism. Ceiling mounting. Wall pocket solution.

Product highlights

Comfort Accessible opening and soft and self closing at both sides from door widths of 800 mm (2`7 1/2")

Productivity Easy height adjustment via both suspensions and convenient depth adjustment of the installed door

Security Performance guarantee: 15 years for private use and 7 years for commercial use on incomparably low opening forces of max. 22 N



Technical specifications

Max.	100 kg (220 lbs.)
Max.	4000 mm (13'1 15/32'')
Max.	1500 mm (4'11 1/16'')
	35–80 mm (1 3/8'' to 3 5/32'')

Installation examples

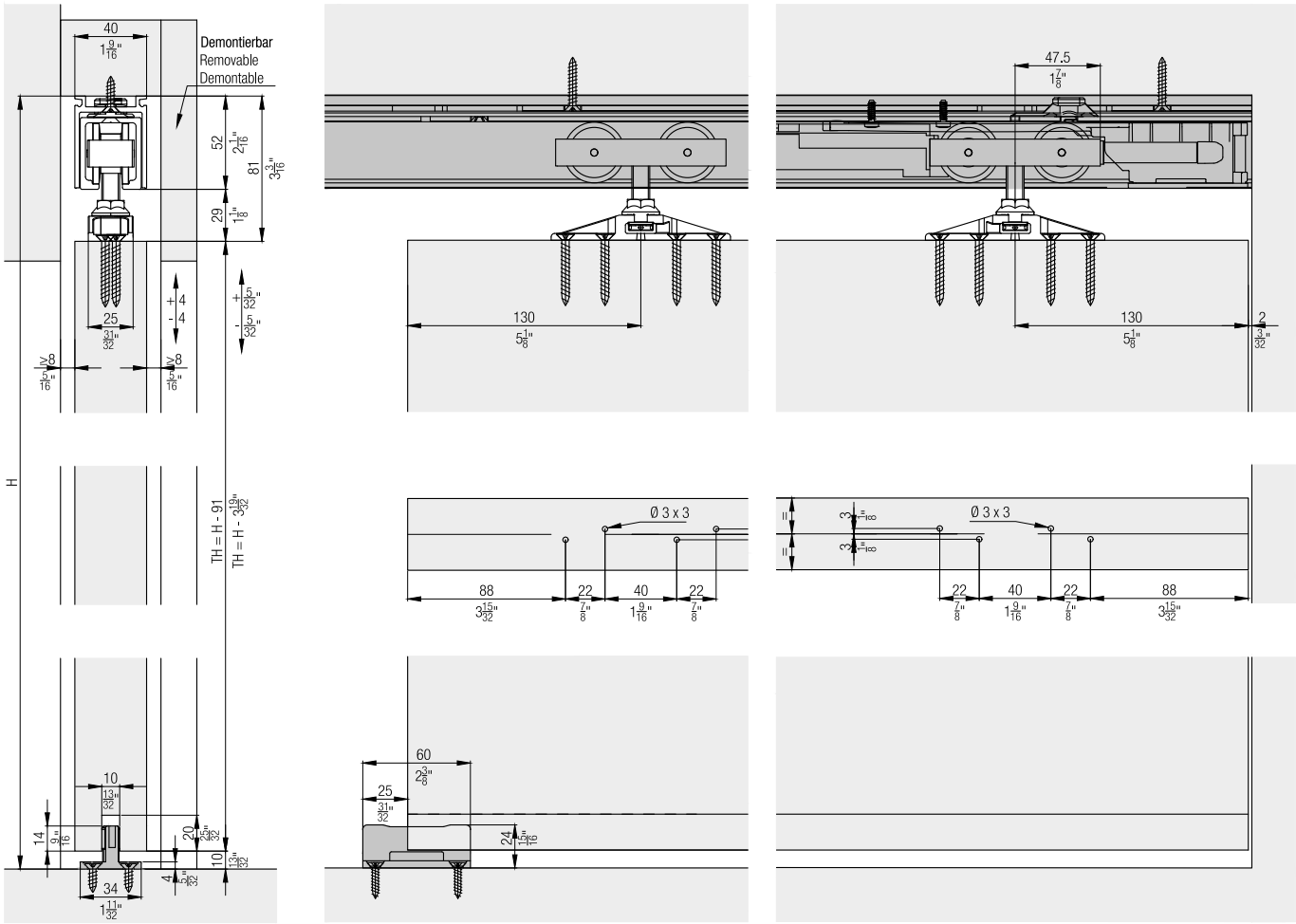

Set for 1 wooden door up to 100 kg (220 lbs.)

	No.
Hawa Junior 100 Z, for 1 door	30151

Set consisting of:

		30151	No.
	Two-way suspension plate	2	11002
	Set with suspension bolts M10, hexagon nuts, screws and buffer	1	13525
	Bottom guide, zero tolerance, groove width 10 mm (13/32"), plastic black	1	14427
	Vertical adjustment pin	1	10795

Set for 1 wooden door, with running gears and magnetic soft closing mechanism

	No.
Hawa Junior 100, 2 running gears, for 1 door	30064
Hawa Junior 100, 1 running gear, 1 SoftMove 100 with running gear and stopper, for 1 door	30149
Hawa Junior 100, 2 SoftMove 100 with running gear and stopper, for 1 door	30150

Set consisting of:

		30064	30149	30150	No.
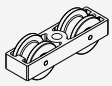	Running gear, 2-wheeled, M10, ball bearing	2	1		30137
	Soft close SoftMove 100, with running gear, stopper and cover, premounted		1	2	30509

Accesories for set

		No.
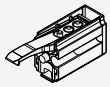	Stopper Hawa Junior 80/100, with adjustable retention spring	30138
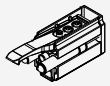	SoftStop Hawa Junior 80/100, with adjustable retention spring	27771
	Spring loaded stopper Hawa Junior 80/100	25370

Complete set for 1 wooden door, with Softstop and/or spring stop

	No.
Hawa Junior 100 Z / Z Pocket, with 2 SoftStop, for 1 door	30237
Hawa Junior 100 Z / Z Pocket, with 1 SoftStop and 1 spring loaded stopper, for 1 door	30239

Set consisting of:

		30237	30239	No.
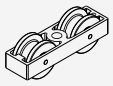	Running gear, 2-wheeled, M10, ball bearing	2	2	30137
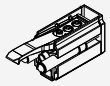	SoftStop Hawa Junior 80/100, with adjustable retention spring	2	1	27771
	Two-way suspension plate	2	2	11002
	Set with suspension bolts M10, hexagon nuts, screws and buffer	1	1	13525
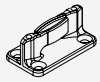	Bottom guide, zero tolerance, groove width 10 mm (13/32"), plastic black	1	1	14427
	Vertical adjustment pin	1	1	10795
	Spring loaded stopper Hawa Junior 80/100		1	25370

Subject to technical modifications. Metric specifications are exact. Inches are approximate.

Complete set for 1 wooden door, with SoftMove and/or SoftStop

	No.
Hawa Junior 100 Z / Z Pocket with 1 soft close SoftMove 100 and 1 SoftStop, for 1 door	30242
Hawa Junior 100 Z / Z Pocket with 1 soft close SoftMove 100 and 1 spring loaded stopper, for 1 door	30243
Hawa Junior 100 Z / Z Pocket with 2 soft close SoftMove 100, for 1 door	30244

Set consisting of:

		30242	30243	30244	No.
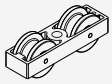	Running gear, 2-wheeled, M10, ball bearing	1	1		30137
	Soft close SoftMove 100, with running gear, stopper and cover, premounted	1	1	2	30509
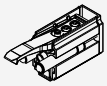	SoftStop Hawa Junior 80/100, with adjustable retention spring	1			27771
	Two-way suspension plate	2	2	2	11002
	Set with suspension bolts M10, hexagon nuts, screws and buffer	1	1	1	13525
	Bottom guide, zero tolerance, groove width 10 mm (13/32"), plastic, black	1	1	1	14427
	Vertical adjustment pin	1	1	1	10795
	Spring loaded stopper Hawa Junior 80/100		1		25370

Running tracks

		mm (inch)	No.
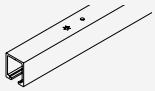	Running track, aluminum, anodized, pre-drilled	1,400 (4' 7 1/8 ")	10189
		1,600 (5' 3 ")	10190
		1,800 (5' 10 7/8 ")	10191
		2,000 (6' 6 3/4 ")	10192
		2,200 (7' 2 5/8 ")	10193
		2,500 (8' 2 7/16")	10194
		3,000 (9' 10 1/8 ")	18532
		cut to size	10188

Guide tracks

		mm (inch)	No.
	Guide track, for groove mounting, plastic, 10-piece set	1,300 (4' 3 3/16")	14540

Assembly set, up to 2000 mm (6'6 3/4")

	No.
Set for mountable and demountable running track	25207

Set consisting of:

		mm (inch)	25207	No.
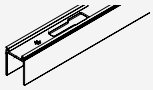	Retainer profile with a bayonet lock, aluminum, anodized	2,035 (6'8 1/8")	1	25212
	Small parts to retainer profile, 6-piece set		1	25520

Assembly set, up to 2500 mm (8'2 7/16")

	No.
Set for mountable and demountable running track	25371

Set consisting of:		mm (inch)	25371	No.
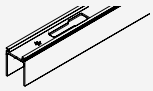	Retainer profile with a bayonet lock, aluminum, anodized	2,535 (8'3 13/16")	1	25443
	Small parts to retainer profile, 7-piece set		1	25521

Assembly set, up to 3000 mm (9'10 1/8")

	No.
Set for mountable and demountable running track	25441

Set consisting of:		mm (inch)	25441	No.
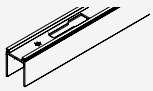	Retainer profile with a bayonet lock, aluminum, anodized	3,035 (9'11 1/2")	1	25444
	Small parts to retainer profile, 9-piece set		1	25522

Panels

		mm (inch)	No.
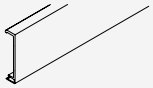	Clip-on panel, for fascia mounting, aluminum, anodized	2,000 (6'6 3/4")	25445
		cut to size	27693

Accessories

		No.
	Bottom guide, rattle proof, groove width 10 mm (13/32"), plastic, black, 10-piece set	25958

Subject to technical modifications. Metric specifications are exact. Inches are approximate.

Further installation examples

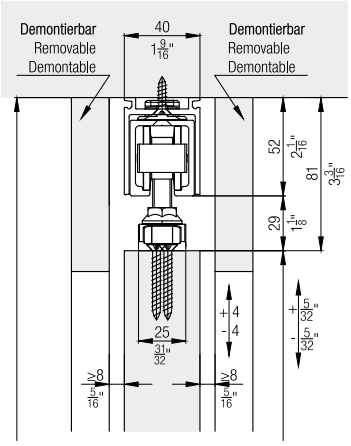

Facing for the retainer profile

The optional clip-on panel made of aluminum can be clipped onto the retainer profile without additional fixing components. For invisible fastening of the lintel panelling, there is the option of covering the clip panel on site, using panels up to 40 mm (1 9/16'') thick.

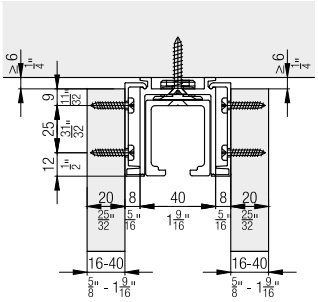

Calculations of running track length

The length of the running track must be shorter than the diagonal clearance (P2) by at least 80 mm (3 5/32'').

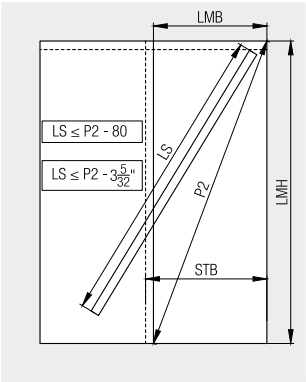

LMB = inside clearance
LMH = inside height
STB = sliding door width
P2 = diagonal clearance
LS = running track

Spring stop

The specially developed spring stop for ejecting the door is integrated into the running track without visible fittings on the door edge.

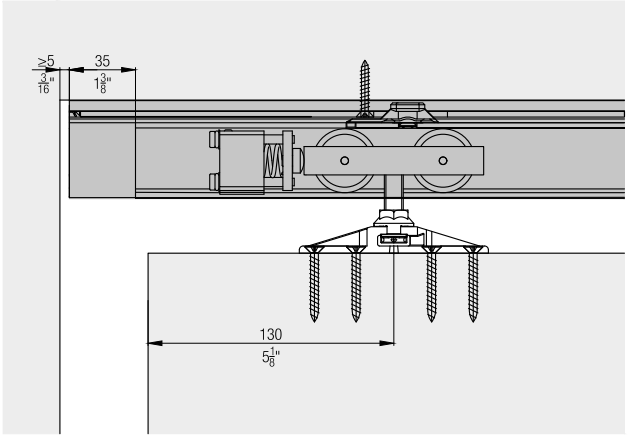

Calculations of door width

The following factors affect the calculation of the width of the sliding door:
– Open or closed guide groove
– Construction with or without spring stop (25370)

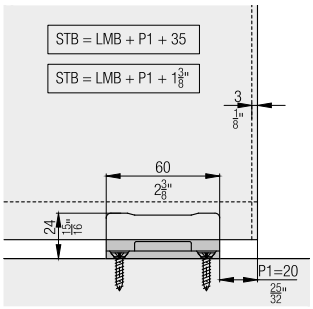

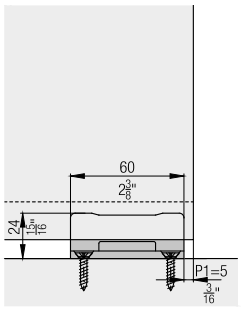

Bottom guide with guide track

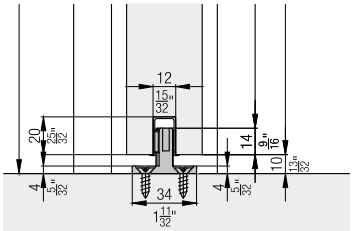

SoftMove 100 magnetic soft closing mechanism

Completely integrated into the running track, the SoftMove decelerates sliding doors and draws them into their final position.

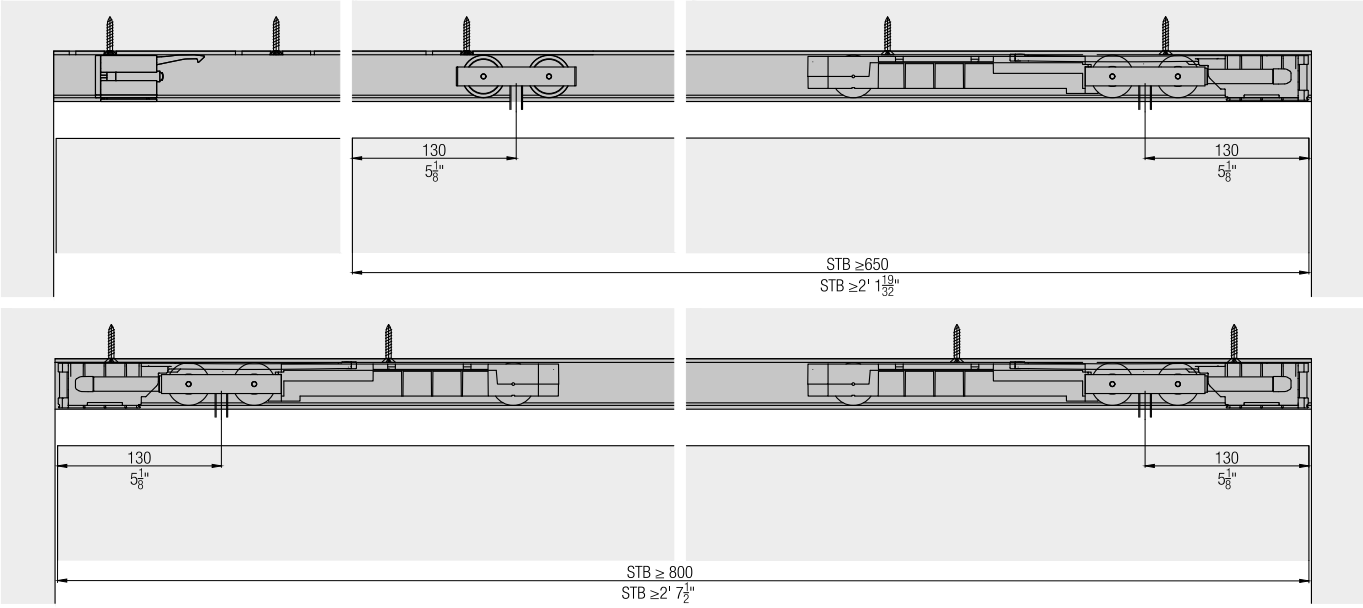

Accessories

– Hawa Junior bottom guides for wall mounting from page 476
– Lock solutions from page 479
– General accessories from page 487

Planning/execution

Further information about the product can be found on www.hawa.com.

Subject to technical modifications. Metric specifications are exact. Inches are approximate.

Fitting for top-running wooden doors up to 100 kg (220 lbs.), with surface mounted running track or running track flush with the ceiling. Optionally with soft and self closing mechanism. Wall or ceiling mounting.

Product highlights

Comfort — Accessible opening and soft and self closing at both sides from door widths of 800 mm (2`7 1/2")

Flexibility — Running tracks for wall and ceiling mounting with integrated clip-on system

Security — Performance guarantee: 15 years for private use and 7 years for commercial use on incomparably low opening forces of max. 22 N

Technical specifications

Max.	100 kg (220 lbs.)
Max.	4000 mm (13'1 15/32'')
Max.	3000 mm (9'10 1/8'')
	35–80 mm (1 3/8'' to 3 5/32'')

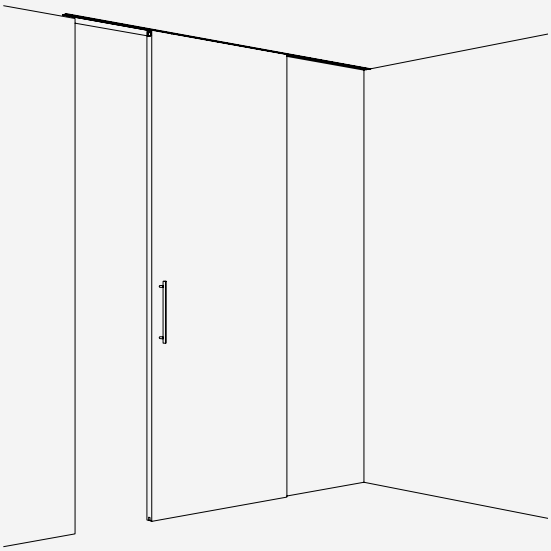

Installation examples

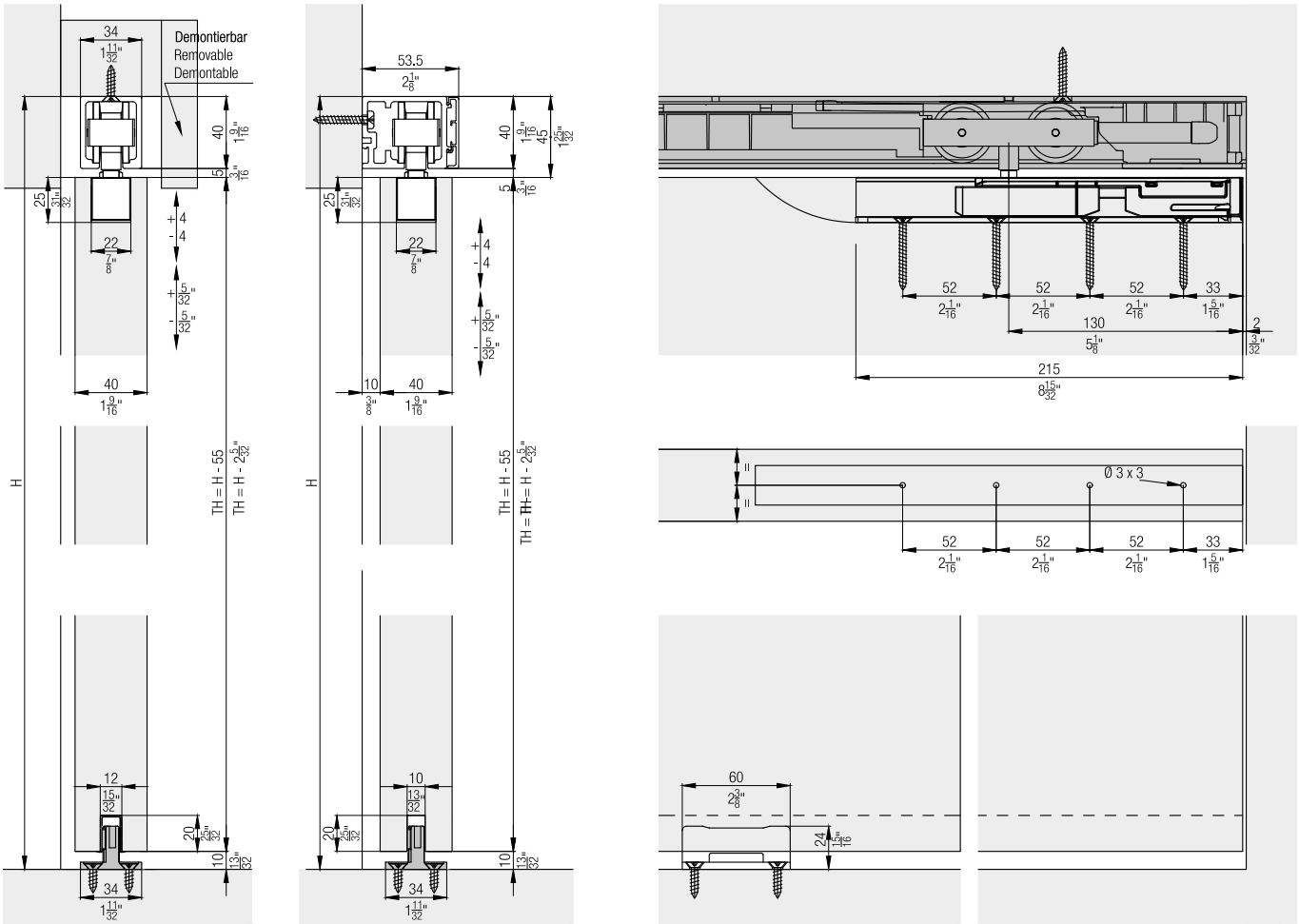

Set for 1 wooden door up to 100 kg (220 lbs.)

	No.
Hawa Junior 100 B, for 1 door	30152
Hawa Junior 100 B, +20 mm, for 1 door	30153

Set consisting of:		30152	30153	No.
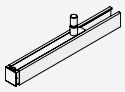	Suspension profile, plate with screw M10	2		24246
	Bottom guide, zero tolerance, groove width 10 mm (13/32"), plastic black	1	1	14427
	Screw-on rubber door stop	1	1	10629
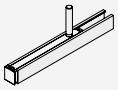	Suspension profile, plate, with 20 mm longer screw M10, ceiling integration		2	24846

Set for 1 wooden door, with running gears and magnetic soft closing mechanism

	No.
Hawa Junior 100, 2 running gears, for 1 door	30064
Hawa Junior 100, 1 running gear, 1 SoftMove 100 with running gear and stopper, for 1 door	30149
Hawa Junior 100, 2 SoftMove 100 with running gear and stopper, for 1 door	30150

Set consisting of:		30064	30149	30150	No.
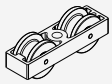	Running gear, 2-wheeled, M10, ball bearing	2	1		30137
	Soft close SoftMove 100, with running gear, stopper and cover, premounted		1	2	30509

Accessories for set

	No.
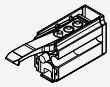 Stopper Hawa Junior 80/100, with adjustable retention spring	30138
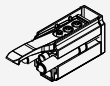 SoftStop Hawa Junior 80/100, with adjustable retention spring	27771

Complete set for 1 wooden door, with SoftMove and/or SoftStop

	No.
Hawa Junior 100 B, with 2 SoftStop, for 1 door	30225
Hawa Junior 100 B, with 1 soft close SoftMove 100 and 1 SoftStop, for 1 door	30227
Hawa Junior 100 B, with 2 soft close SoftMove 100, for 1 door	30228

Set consisting of:		30225	30227	30228	No.
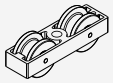	Running gear, 2-wheeled, M10, ball bearing	2	1		30137
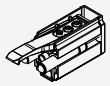	SoftStop Hawa Junior 80/100, with adjustable retention spring	2	1		27771
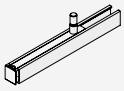	Suspension profile, plate with screw M10	2	2	2	24246
	Bottom guide, zero tolerance, groove width 10 mm (13/32"), plastic, black	1	1	1	14427
	Soft close SoftMove 100, with running gear, stopper and cover, premounted		1	2	30509

Subject to technical modifications. Metric specifications are exact. Inches are approximate.

Complete set for 1 wooden door, with 20 mm (25/32") longer suspension bolt

	No.
Hawa Junior 100 B, with 20 mm longer suspension bolt, 2 SoftStop, for 1 door	30230
Hawa Junior 100 B, with 20 mm longer suspension bolt, 1 soft close SoftMove 100 and 1 SoftStop, for 1 door	30232
Hawa Junior 100 B, with 20 mm longer suspension bolt, 2 soft close SoftMove 100, for 1 door	30233

Set consisting of:

		30230	30232	30233	No.
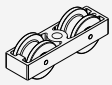	Running gear, 2-wheeled, M10, ball bearing	2	1		30137
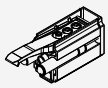	SoftStop Hawa Junior 80/100, with adjustable retention spring	2	1		27771
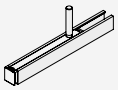	Suspension profile, plate, with 20 mm longer screw M10, ceiling integration	2	2	2	24846
	Bottom guide, zero tolerance, groove width 10 mm (13/32"), plastic black	1	1	1	14427
	Soft close SoftMove 100, with running gear, stopper and cover, premounted		1	2	30509

Running tracks

		mm (inch)	No.
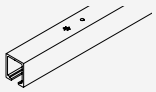	Running track, aluminum, anodized, pre-drilled	1,400 (4' 7 1/8 ")	10189
		1,600 (5' 3 ")	10190
		1,800 (5' 10 7/8 ")	10191
		2,000 (6' 6 3/4 ")	10192
		2,200 (7' 2 5/8 ")	10193
		2,500 (8' 2 7/16")	10194
		3,000 (9' 10 1/8 ")	18532
		4,000 (13' 1 15/32")	18533
		6,000 (19' 8 7/32")	10186
		cut to size	10188
	Running track, aluminum, stainless steel look, brushed, pre-drilled	4,000 (13' 1 15/32")	20005
		6,000 (19' 8 7/32")	20004
		cut to size	20006
	Running track, wall mounting, aluminum, anodized, pre-drilled	2,000 (6' 6 3/4 ")	27673
		2,500 (8' 2 7/16")	30323
		3,000 (9' 10 1/8 ")	27672
		4,000 (13' 1 15/32")	30324
		6,000 (19' 8 7/32")	27671
		cut to size	27695
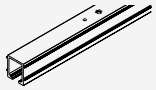	Running track, ceiling mounting, aluminum, anodized, pre-drilled	2,000 (6' 6 3/4 ")	27677
		2,500 (8' 2 7/16")	30320
		3,000 (9' 10 1/8 ")	27676
		4,000 (13' 1 15/32")	30321
		6,000 (19' 8 7/32")	27675
		cut to size	27696
	Running track, ceiling integration, aluminum, anodized, pre-drilled	2,500 (8' 2 7/16")	27664
		4,000 (13' 1 15/32")	27663
		6,000 (19' 8 7/32")	30325
		cut to size	27665

Guide tracks

		mm (inch)	No.
	Guide track, for groove mounting, plastic, 10-piece set	1,300 (4' 3 3/16'')	14540

Panels

		mm (inch)	No.
	Clip-on panel to running track, aluminum, anodized	2,000 (6' 6 3/4 '')	27689
		2,500 (8' 2 7/16'')	30328
		3,000 (9' 10 1/8 '')	27688
		4,000 (13' 1 15/32'')	30330
		6,000 (19' 8 7/32'')	27687
		cut to size	27698

Spacer tracks

		mm (inch)	No.
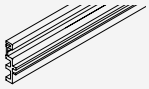	Spacer track, for wall mounting, plastic, gray	2,000 (6'6 3/4'')	057.3054.200
		cut to size	057.3054.990

Panel end component set, 53 mm (2 3/32''), aluminum

	No.
Panel end component set, left, 53 mm (2 3/32"), anodized	30145
Panel end component set, right, 53 mm (2 3/32"), anodized	30146

Set consisting of:

		30145	30146	No.
	Panel end component B, left, 53 mm (2 3/32"), aluminum, anodized	1		30034
	Bracker connector, steel, zinc-plated	1	1	057.3051.101
	Screw, M4x2.6 mm (5/32"x 1/8"), steel, zinc-plated	2	2	011.0101.171
	Panel end component B, right, 53 mm (2 3/32"), aluminum, anodized		1	30036

Panel end component set, 60 mm (2 3/8''), aluminum

	No.
Panel end component set, left, 60 mm (2 3/8"), anodized	30147
Panel end component set, right, 60 mm (2 3/8"), anodized	30148

Set consisting of:

		30147	30148	No.
	Panel end component B, left, 60 mm (2 3/8"), aluminum, anodized	1		30030
	Bracker connector, steel, zinc-plated	1	1	057.3051.101
	Screw, M4x2.6 mm (5/32"x 1/8"), steel, zinc-plated	2	2	011.0101.171
	Panel end component B, right, 60 mm (2 3/8"), aluminum, anodized		1	30035

Subject to technical modifications. Metric specifications are exact. Inches are approximate.

Hawa Adapto 80/100 concrete casting system, without fixed glazing

	No.
Inset profile for concrete surfaces Hawa Adapto 80, without fixed glass, 2500 mm (8'2 7/16")	20216
Inset profile for concrete surfaces Hawa Adapto 80, without fixed glass, 4000 mm (13'1 15/32")	20217

Set consisting of:

		mm (inch)	20216	20217	No.
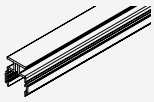	Inset profile for concrete surfaces, without fixed glass, aluminum	2,500 (8' 2 7/16'')	1		20087
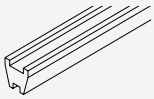	Polystyrene insert, without fixed glass	1,000 (3' 3 3/8 '')	2	4	19418
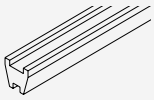	Polystyrene insert, without fixed glass	500 (1' 7 11/16'')	1		19556
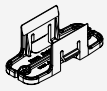	Assembly clips, plastic, black, without fixed glass		4	5	19344
	Cover cap, without fixed glass, plastic, gray		2	2	19366
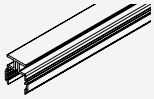	Inset profile for concrete surfaces, without fixed glass, aluminum	4,000 (13' 1 15/32'')		1	20088

Assembly set for Hawa Adapto 80/100

	No.
Assembly set, with countersunk head screw, length up to 2500 mm (8'2 7/16")(8'2 7/16")	22841
Assembly set, with countersunk head screw, length 2501–4000 mm (8'2 15/32"–13'1 15/32")	22842

Set consisting of:

		22841	22842	No.
	Distance plate, plastic, 1 mm (1/32")	2	2	19398
	Distance plate, plastic, 2 mm (3/32")	2	2	19399
	Distance plate, plastic, 3 mm (1/8")	2	2	19400
	Distance plate, plastic, 5 mm (3/16")	4	4	19401
	Special countersunk screws, 6x21 mm, 10-piece set	1	2	22844

Accessories

		No.
	Cover cap to running track, both sides, steel, stainless steel look	24957
	Cover cap to running track, both sides, steel, chrome matt	24956
	Bottom door stopper, with centering, stainless steel look	21473
	Bottom door stopper, with centering, chrome-plated, matt	20773
	Bottom guide, rattle proof, groove width 10 mm (13/32"), plastic, black, 10-piece set	25958

Further installation examples

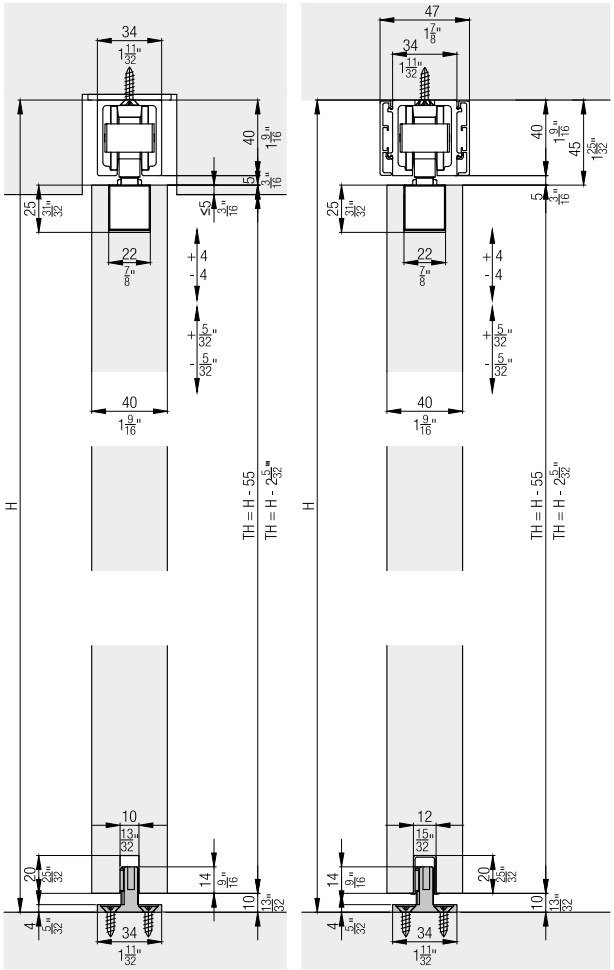

Further installation examples with spacer track

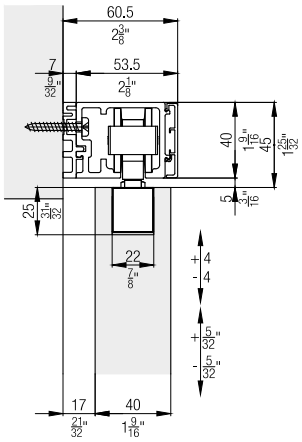

Calculations of clip-on panels

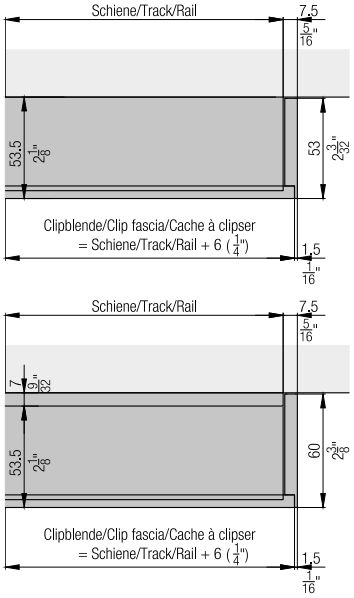

Hawa Adapto 80/100 concrete casting system

The Hawa Adapto 80/100 concrete casting system can be easily and efficiently integrated into the building shell and allows Hawa Junior 80/100 running tracks to be installed flush with the ceiling.

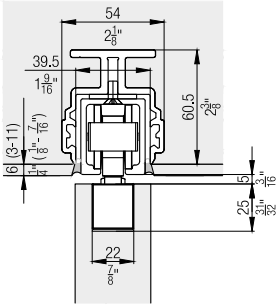

Subject to technical modifications. Metric specifications are exact. Inches are approximate.

Ceiling integration

Recommendation: For systems integrated into the ceiling, provide assembly openings or front access to the system – front access of SoftMove is always mandatory.

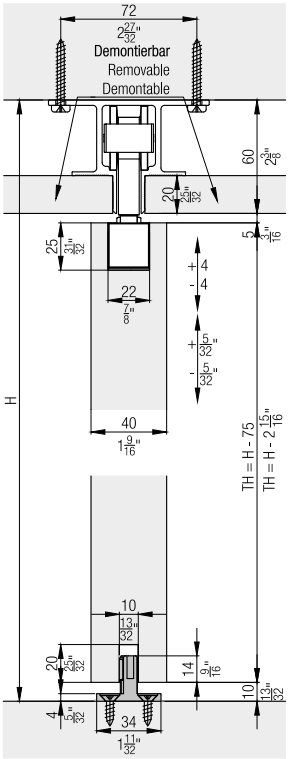

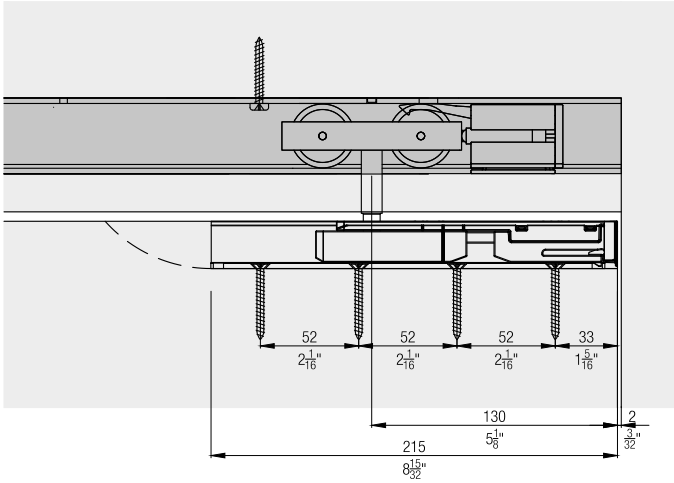

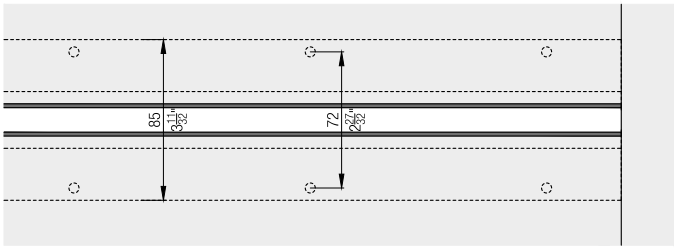

Hawa Confort 120

The convenient solution for inadequate fastening options in brittle sub-floors or in the area of floor heating. This bottom guide is mounted on the wall. Details and accessories from page 476.

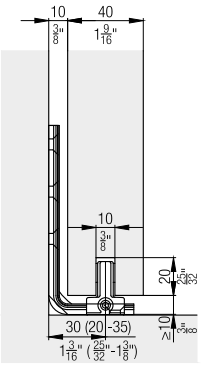

Version with 20 mm (25/32") longer hanger bolt

Thanks to the set No. 30153, the running track can be covered from below, using removable ceiling elements.

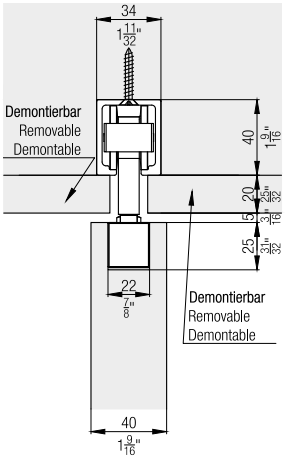

SoftMove 100 magnetic soft closing mechanism

Completely integrated into the running track, the SoftMove decelerates sliding doors and draws them into their final position.

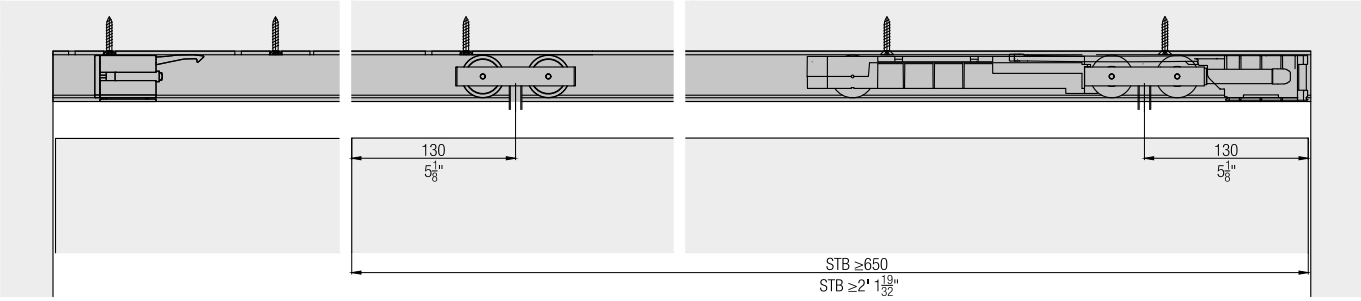

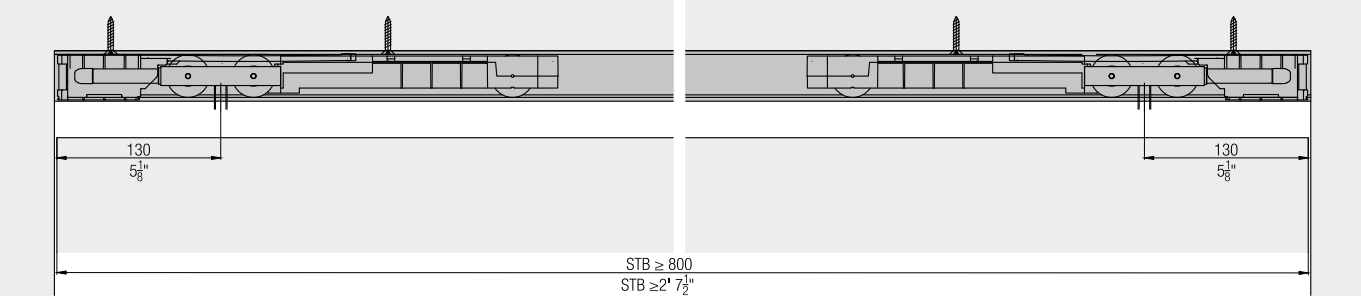

Accessories

- Hawa Junior bottom guides for wall mounting from page 476
- Lock solutions from page 479
- General accessories from page 487

Planning/execution

Further information about the product can be found on www.hawa.com.

Subject to technical modifications. Metric specifications are exact. Inches are approximate.

Fitting for top-running wooden doors up to 100 kg (220 lbs.), with surface mounted running track. Sound attenuation. Wall mounting. Minimal installation height.

Product highlights

Comfort — Outstanding living comfort thanks to effective exclusion of sound, drafts, odors and unwanted light incidence

Flexibility — Running tracks for wall mounting with integrated clip-on system

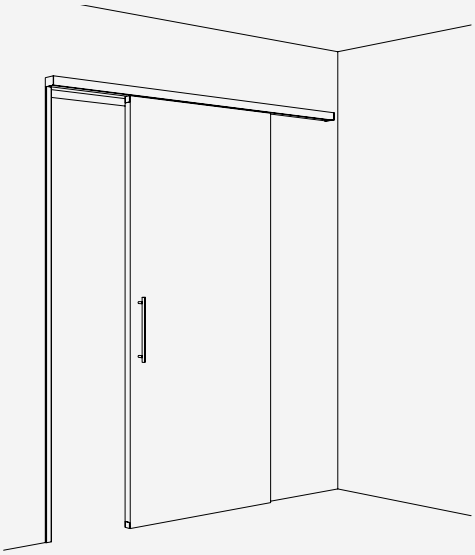

Technical specifications

Max.	100 kg (220 lbs.)
Max.	2500 mm (8' 2 7/16'')
	750–1250 mm (2' 5 17/32'' to 4' 1 7/32'') Inside clearance (LMB)
	44–50 mm (1 23/32'' to 1 31/32'')

Installation examples

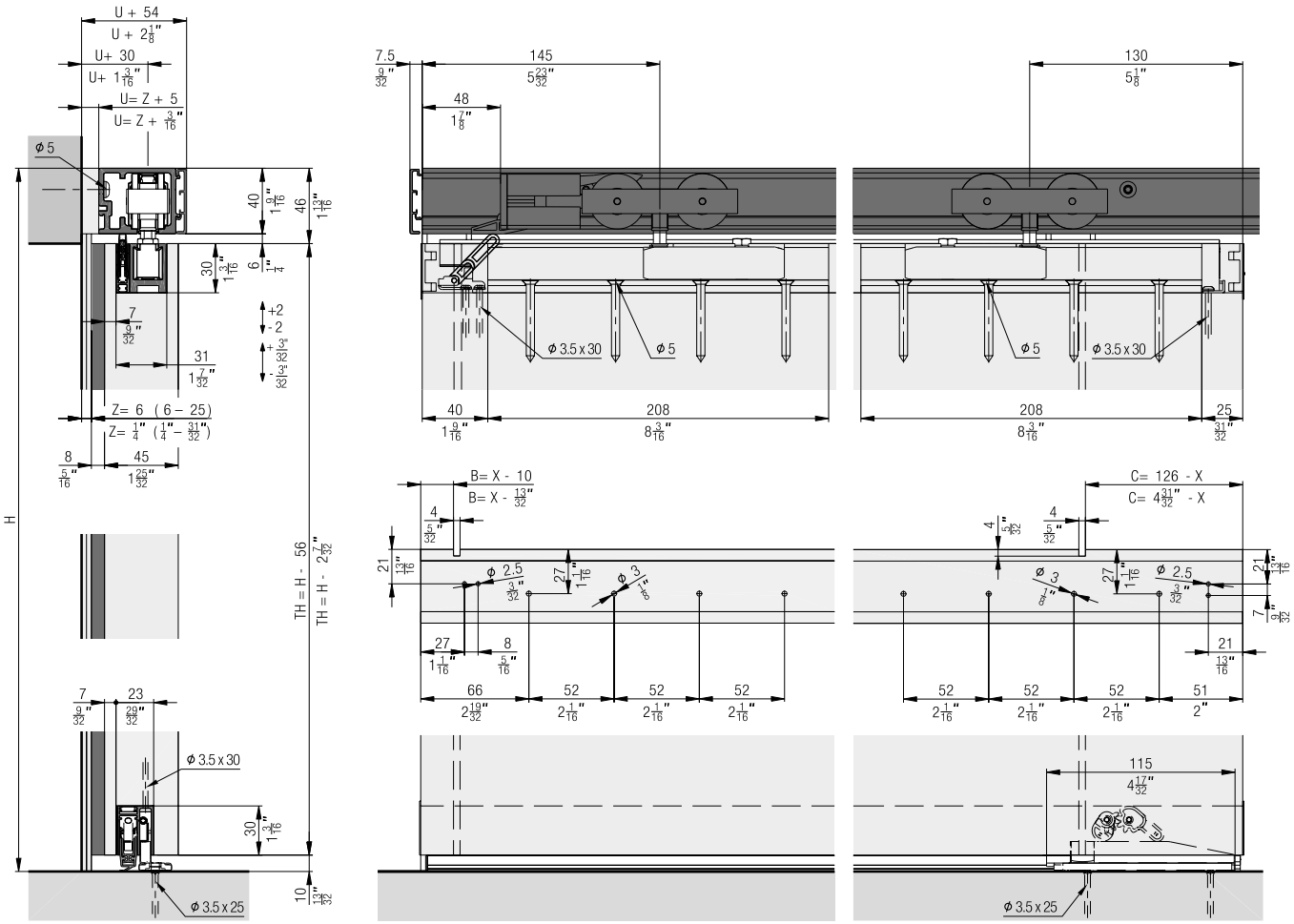

Set for 1 wooden door up to 100 kg (220 lbs.)

	No.
Hawa Junior 100 B/B Pocket Acoustics, for 1 door	30427

Set consisting of:

		30427	No.
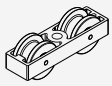	Running gear, 2-wheeled, M10, ball bearing	2	30137
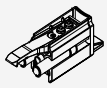	SoftStop Hawa Junior 100 Acoustics, with ramp and adjustable retention spring	1	30132
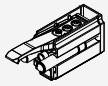	SoftStop Hawa Junior 80/100, with adjustable retention spring	1	27771
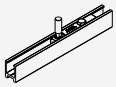	Suspension profile, plate with screw M10	2	30379
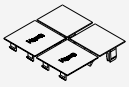	Cover cap set, plastic, aluminum look, 4-piece set	1	30483
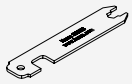	Locking wrench to suspension	1	10778

Running tracks

		mm (inch)	No.
	Running track, wall mounting, aluminum, anodized, pre-drilled	2,000 (6' 6 3/4 '')	27673
		2,500 (8' 2 7/16'')	30323
		3,000 (9' 10 1/8 '')	27672
		6,000 (19' 8 7/32'')	27671
		4,000 (13' 1 15/32'')	30324
		cut to size	27695

Panels

		mm (inch)	No.
	Clip-on panel to running track, aluminum, anodized	2,000 (6' 6 3/4 '')	27689
		2,500 (8' 2 7/16'')	30328
		3,000 (9' 10 1/8 '')	27688
		4,000 (13' 1 15/32'')	30330
		6,000 (19' 8 7/32'')	27687
		cut to size	27698

Panel end component set, 95 mm (3 3/4''), aluminum, wall mounting

	No.
Panel end component set, left, 95 mm (3 3/4''), aluminum, anodized	30434
Panel end component set, right, 95 mm (3 3/4''), aluminum, anodized	30435

Set consisting of:

		30434	30435	No.
	Panel end component, left, 95 mm (3 3/4"), aluminum, anodized, can be cut to size	1		30131
	Bracker connector, steel, zinc-plated	1	1	057.3051.101
	Screw, M4x2.6 mm (5/32"x 1/8"), steel, zinc-plated	2	2	011.0101.171
	Panel end component, right, 95 mm (3 3/4"), aluminum, anodized, can be cut to size		1	30398

Subject to technical modifications. Metric specifications are exact. Inches are approximate.

Sets left type (horizontal seal set)

		No.
	Seal, Hawa Acoustics XS, left	30437
	Seal, Hawa Acoustics S, left	30439
	Seal, Hawa Acoustics M, left	30441
	Seal, Hawa Acoustics L, left	30443
	Seal, Hawa Acoustics XL, left	30445

Sets right type (horizontal seal set)

		No.
	Seal, Hawa Acoustics XS, right	30436
	Seal, Hawa Acoustics S, right	30438
	Seal, Hawa Acoustics M, right	30440
	Seal, Hawa Acoustics L, right	30442
	Seal, Hawa Acoustics XL, right	30444

Vertical seal for seal set, left, right set type

		No.
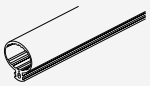	Seal vertical, Hawa Acoustics, 7700 mm (25' 3 5/32''), Silicone, black	30300

Hawa Acoustics horizontal seal set consisting of:

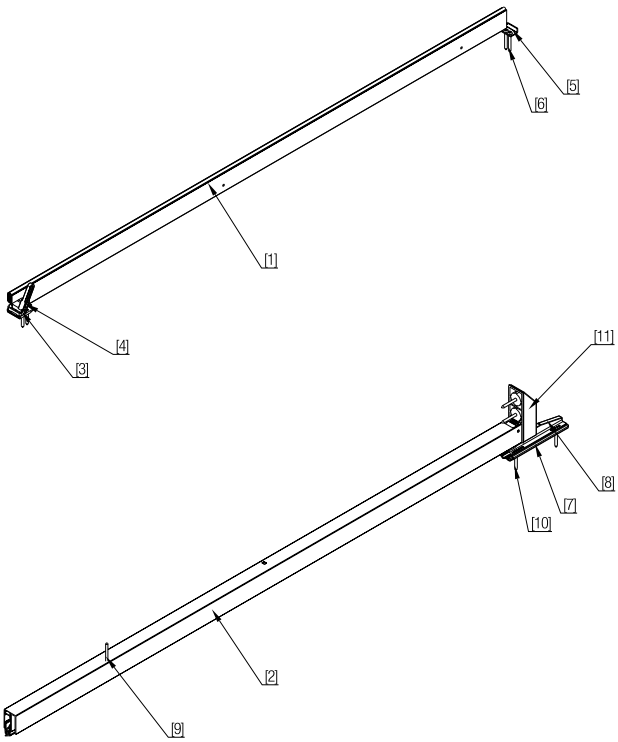

Position Position Position	**Bezeichnung** Désignation Designation	**Anzahl** Numéro Number	**Typ** Type Type			
1	**Hubdichtung** Joint de course Stroke seal	1	**Links/Rechts** Gauche/Droite Left/Right			
			XS	30454		
			S	30385		
			M	30455		
			L	30456		
			XL	30457		
2	**Senkdichtung** Joint vertical Vertikal seal	1	**Links** Gauche Left		**Rechts** Droite Right	
			XS	30446	XS	30447
			S	30387	S	30383
			M	30448	M	30449
			L	30450	L	30451
			XL	30452	XL	30453
3, 4, 5, 6	**Kleinteileset oben** Plateau pour petites pièces Small parts set top	1	**Links** Gauche Left	30390	**Rechts** Droite Right	30392
7, 8, 9, 10	**Kleinteileset unten** Jeu de petites pièces ci-dessous Small parts set below	1	**Links** Gauche Left	30416	**Rechts** Droite Right	30417
11	**Pocketadapter** Adaptateur de poche Pocket adapter	1	**Links/Rechts** Gauche/Droite Left/Right	30418		

Definition left, right / door width calculation

Left type (left hand lock)

Ganzöffnend
Ouverture complète
Fully opening

STB = LMB + X + 120
STB = LMB + X + $4\frac{23}{32}$"

X = Zargenmass 30 - 60
X = Dimension du cadre 30 - 60
X = Frame dimension $1\frac{3}{16}$" - $2\frac{3}{8}$"

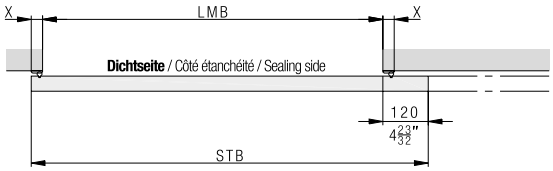

Teilöffnend
Ouverture partielle
Partially opening

STB = LMB + (2 * X) + 10
STB = LMB + (2 * X) + $\frac{13}{32}$"

X = Zargenmass 30 - 60
X = Dimension du cadre 30 - 60
X = Frame dimension $1\frac{3}{16}$" - $2\frac{3}{8}$"

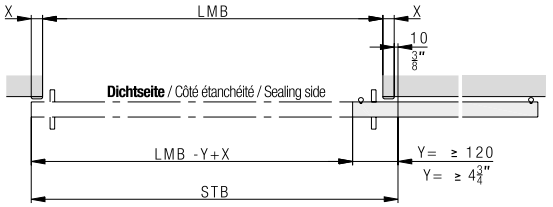

Right type (right hand lock)

Ganzöffnend
Ouverture complète
Fully opening

STB = LMB + X + 120
STB = LMB + X + $4\frac{23}{32}$"

X = Zargenmass 30 - 60
X = Dimension du cadre 30 - 60
X = Frame dimension $1\frac{3}{16}$" - $2\frac{3}{8}$"

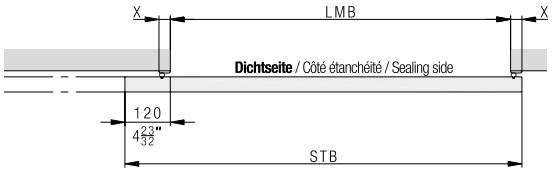

Teilöffnend
Ouverture partielle
Partially opening

STB = LMB + (2 * X) + 10
STB = LMB + (2 * X) + $\frac{13}{32}$"

X = Zargenmass 30 - 60
X = Dimension du cadre 30 - 60
X = Frame dimension $1\frac{3}{16}$" - $2\frac{3}{8}$"

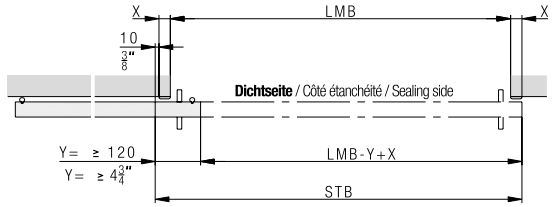

Acoustics set determination

Ganzöffnend
Ouverture complète
Fully opening

	LMB			
X	$1\frac{3}{16}$"	$1\frac{9}{16}$"	$1\frac{31}{32}$"	$2\frac{3}{8}$"
Hawa Acoustics XS	2' 5 $\frac{17}{32}$" - 2' 6 $\frac{23}{32}$"	2' 5 $\frac{17}{32}$" - 2' 6 $\frac{5}{16}$"	2' 5 $\frac{17}{32}$" - 2' 5 $\frac{29}{32}$"	2' 5 $\frac{17}{32}$"
Hawa Acoustics S	2' 6 $\frac{23}{32}$" - 2'11 $\frac{7}{16}$"	2' 6 $\frac{5}{16}$" - 2'11 $\frac{1}{32}$"	2' 5 $\frac{29}{32}$" - 2'10 $\frac{21}{32}$"	2' 5 $\frac{17}{32}$" - 2'10 $\frac{1}{4}$"
Hawa Acoustics M	2'11 $\frac{7}{16}$" - 3' 4 $\frac{9}{16}$"	2'11 $\frac{1}{32}$" - 3' 4 $\frac{5}{32}$"	2'10 $\frac{21}{32}$" - 3' 3 $\frac{3}{4}$"	2'10 $\frac{1}{4}$" - 3' 3 $\frac{3}{8}$"
Hawa Acoustics L	3' 4 $\frac{9}{16}$" - 3' 9 $\frac{3}{32}$"	3' 4 $\frac{5}{32}$" - 3' 8 $\frac{7}{8}$"	3' 3 $\frac{3}{4}$" - 3' 8 $\frac{1}{2}$"	3' 3 $\frac{3}{8}$" - 3' 8 $\frac{3}{32}$"
Hawa Acoustics XL	3' 9 $\frac{9}{32}$" - 4' 1 $\frac{7}{32}$"	3' 8 $\frac{7}{8}$" - 4' 1 $\frac{7}{32}$"	3' 8 $\frac{15}{32}$" - 4' 1 $\frac{7}{32}$"	3' 8 $\frac{3}{32}$" - 4' 1 $\frac{7}{32}$"

Teilöffnend
Ouverture partielle
Partially opening

	LMB			
X	$1\frac{3}{16}$"	$1\frac{9}{16}$"	$1\frac{31}{32}$"	$2\frac{3}{8}$"
Hawa Acoustics XS	2' 5 $\frac{17}{32}$" - 2'10 $\frac{1}{4}$"	2' 5 $\frac{17}{32}$" - 2' 9 $\frac{15}{32}$"	2' 5 $\frac{17}{32}$" - 2' 8 $\frac{11}{16}$"	2' 5 $\frac{17}{32}$" - 2' 7 $\frac{7}{8}$"
Hawa Acoustics S	2'10 $\frac{1}{4}$" - 3' 2 $\frac{31}{32}$"	2' 9 $\frac{15}{32}$" - 3' 2 $\frac{3}{16}$"	2' 8 $\frac{11}{16}$" - 3' 1 $\frac{13}{32}$"	2' 7 $\frac{7}{8}$" - 3' $\frac{5}{8}$"
Hawa Acoustics M	3' 2 $\frac{31}{32}$" - 3' 8 $\frac{3}{32}$"	3' 2 $\frac{3}{16}$" - 3' 7 $\frac{5}{16}$"	3' 1 $\frac{13}{32}$" - 3' 6 $\frac{17}{32}$"	3' $\frac{5}{8}$" - 3' 5 $\frac{23}{32}$"
Hawa Acoustics L	3' 8 $\frac{3}{32}$" - 4' $\frac{13}{16}$"	3' 7 $\frac{5}{16}$" - 4' $\frac{1}{32}$"	3' 6 $\frac{17}{32}$" - 3'11 $\frac{1}{4}$"	3' 5 $\frac{23}{32}$" - 3'10 $\frac{15}{32}$"
Hawa Acoustics XL	4' $\frac{13}{16}$" - 4' 1 $\frac{7}{32}$"	4' $\frac{1}{32}$" - 4' 1 $\frac{7}{32}$"	3'11 $\frac{1}{4}$" - 4' 1 $\frac{7}{32}$"	3'10 $\frac{15}{32}$" - 4' 1 $\frac{7}{32}$"

Block frame / closed frame details

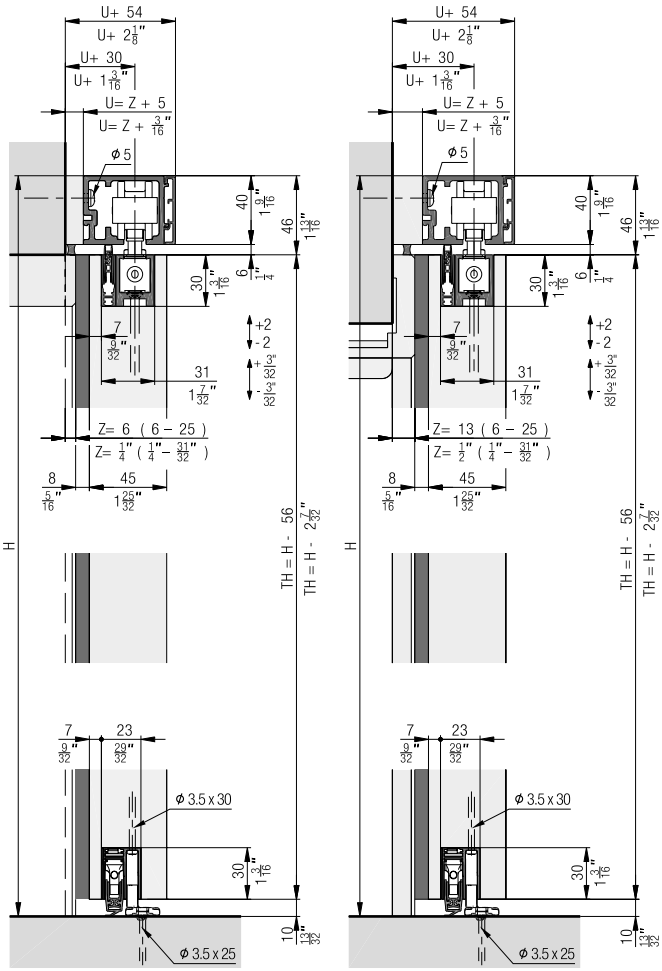

Subject to technical modifications. Metric specifications are exact. Inches are approximate.

Partially opening view

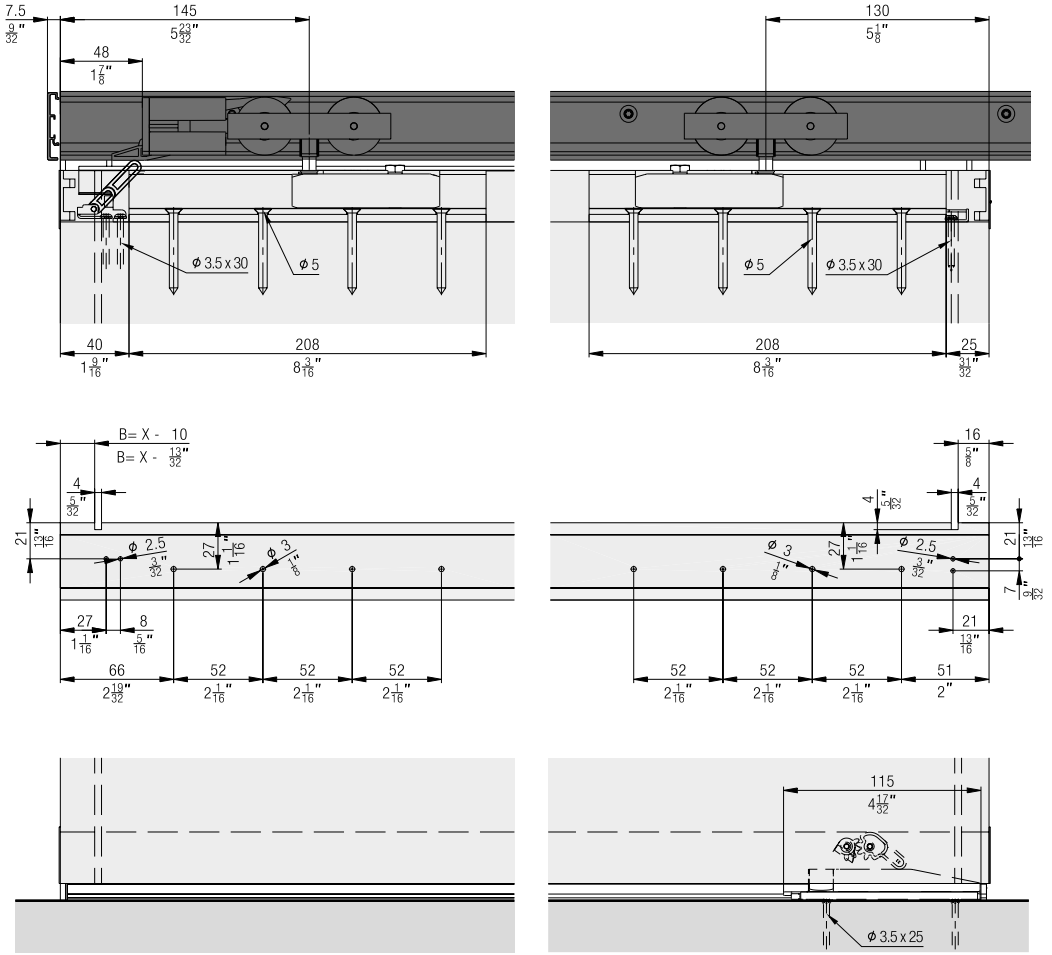

Bottom guide assembly detail

Ganzöffnend
Ouverture complète
Fully opening

Teilöffnend
Ouverture partielle
Partially opening

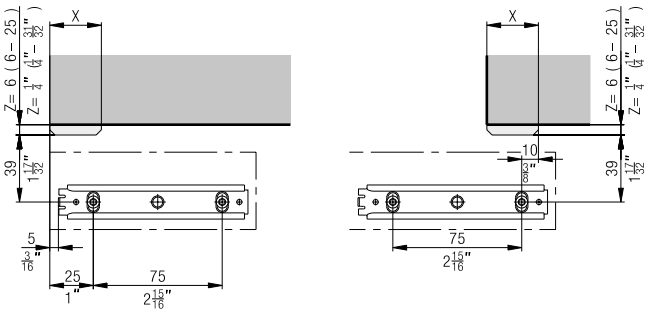

Calculations of clip-on panels

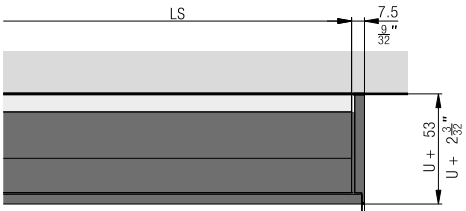

Clipblende / Clip fascia / Cache à clipser = LS + 6
Clipblende / Clip fascia / Cache à clipser = LS + 1/4"

Room-to-room sound attenuation

All reference values have been measured on the basis of a practical design. The Rw sound attenuation values specify the expected sound attenuation between the two rooms which are influenced by the wall, the system and the choice of door leaf.

Reference values tested with a lightweight construction wall in accordance with James Hardy (type 1 H 31 / Rw 52 dB), size 2.5 x 2.45 m in accordance with DIN EN ISO 10140-2. Clearance 2.0 x 1.0 m. The sound attenuation relates to the entire structure and specifies which sound attenuation can be expected between the two rooms.

Example walls	System	Thickness of door leaf	Type of door leaf	Estimated sound attenuation effect
				Room to room
				Rw
Wall with minimum acoustic rating of Rw 52 dB	without Hawa Acoustics	39 mm	Single door leaf without sealing system	≈ 18 dB
Lightweight construction wall with metal stand 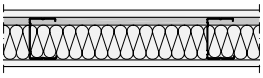	Hawa Porta 60 HMD Acoustics Hawa Porta 100 HMD Acoustics		Single door leaf, approx. 19 kg/m² acoustic rating of Rw 29 dB	≈ 31 dB
			Chipboard, approx. 25 kg/m² No defined acoustic rating	≈ 30 dB
			Door leaf with medium sound attenuation level approx. 25 kg/m², acoustic rating of Rw 39 dB	≈ 34 dB
Lightweight construction wall with wooden stand 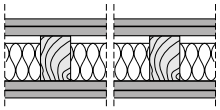	Hawa Junior 100 B Acoustics Hawa Porta 60 HMD Acoustics Hawa Porta 100 HMD Acoustics	44 mm	Single door leaf, approx. 20 kg/m² acoustic rating of Rw 29 dB	≈ 30 dB
			Door leaf with medium sound attenuation level approx. 28 kg/m², acoustic rating of Rw 40 dB	≈ 34 dB
	Hawa Junior 100 B Acoustics	50 mm	Door leaf with high sound attenuation level approx. 33 kg/m², acoustic rating of Rw 42 dB	≈ 35 dB
Solid wall 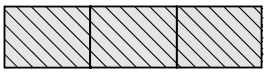	without Hawa Acoustics	39 mm	Single door leaf without sealing system	≈ 20 dB
	Hawa Porta 60 HMT Pocket Acoustics Hawa Porta 100 HMT Pocket Acoustics		Single door leaf, approx. 19 kg/m², acoustic rating of Rw 29 dB	≈ 31 dB
			Door leaf with medium sound attenuation level approx. 25 kg/m², acoustic rating of Rw 39 dB	≈ 37 dB
Acoustic ratings for wall construction according to manufacturer. The acoustic values may vary if installed in different wall types.	Hawa Junior 100 B Pocket Acoustics Hawa Porta 60 HMT Pocket Acoustics Hawa Porta 100 HMT Pocket Acoustics	44 mm	Single door leaf, approx. 20 kg/m² acoustic rating of Rw 29 dB	≈ 32 dB
			Door leaf with medium sound attenuation level approx. 28 kg/m², acoustic rating of Rw 40 dB	≈ 39 dB
	Hawa Junior 100 B Pocket Acoustics	50 mm	Door leaf with high sound attenuation level approx. 33 kg/m², acoustic rating of Rw 42 dB	≈ 41 dB

Planning/execution
Further information about the product can be found on www.hawa.com.

Subject to technical modifications. Metric specifications are exact. Inches are approximate.

Fitting for top-running wooden doors up to 100 kg (220 lbs.), with surface mounted running track or running track flush with the ceiling. Optionally with soft and self closing mechanism. Ceiling mounting. Wall pocket solution.

Product highlights

Comfort — Accessible opening and soft and self closing at both sides from door widths of 800 mm (2`7 1/2")

Productivity — Easy height adjustment via both suspensions and convenient depth adjustment of the installed door

Security — Performance guarantee: 15 years for private use and 7 years for commercial use on incomparably low opening forces of max. 22 N



Technical specifications

Max.	100 kg (220 lbs.)
Max.	4000 mm (13'1 15/32'')
Max.	1500 mm (4'11 1/16'')
	35–80 mm (1 3/8'' to 3 5/32'')

Installation examples

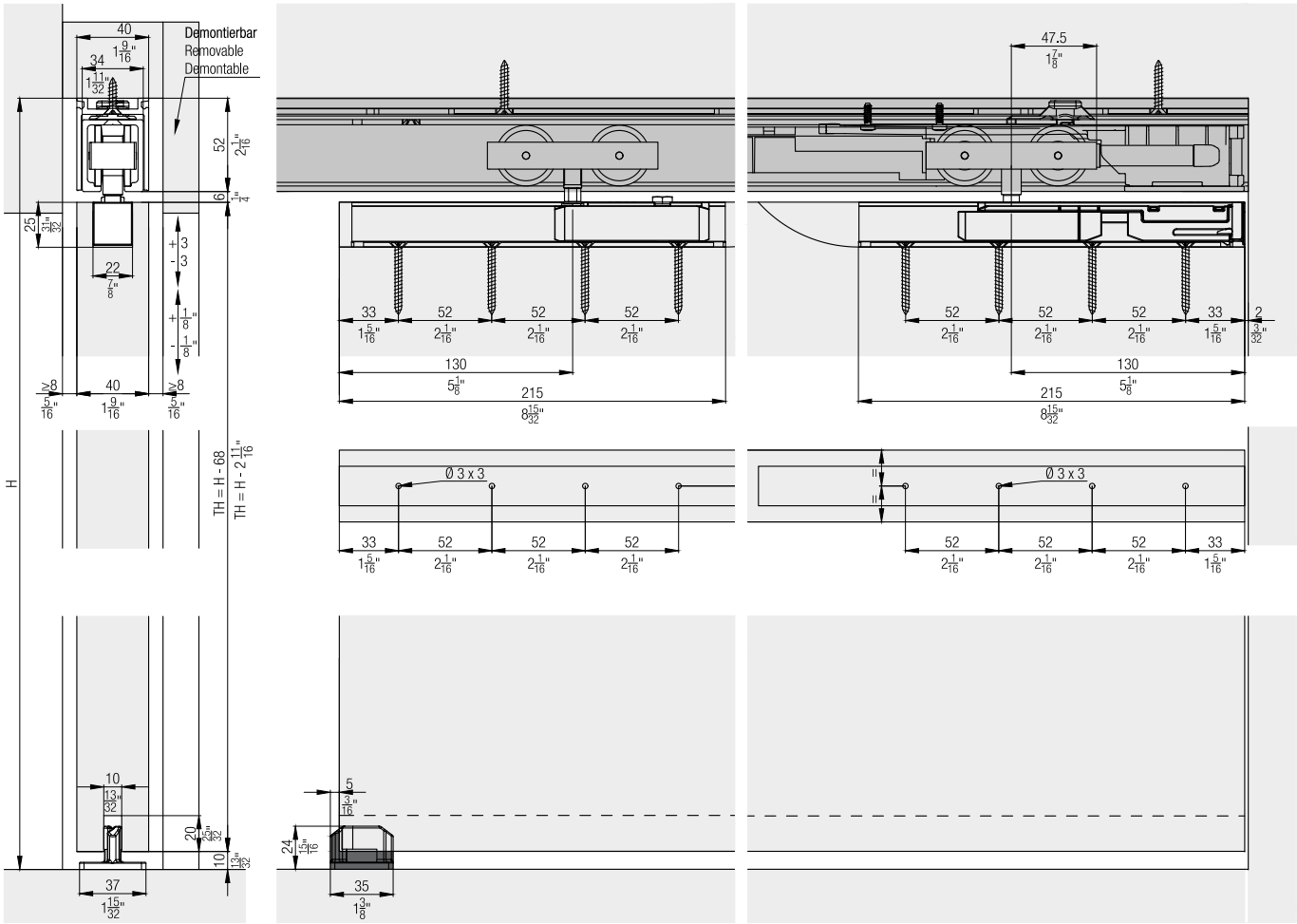

Set for 1 wooden door up to 100 kg (220 lbs.)

	No.
Hawa Junior 100 B Pocket, for 1 door	30154
Hawa Junior 100 B Pocket, +20 mm (+25/32"), for 1 door	30155

Set consisting of:

		30154	30155	No.
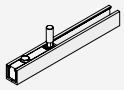	Suspension profile, with plate, with suspension bolt M10, wall pocket installation	1		24323
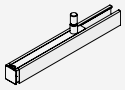	Suspension profile, plate with screw M10	1		24246
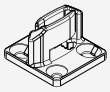	Botttom guide, zero tolerance, groove width 10 mm, plastic, black	1	1	25369
	Screw-on rubber door stop	1	1	10629
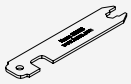	Locking wrench to suspension	1	1	10778
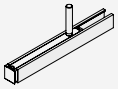	Suspension profile, plate, with 20 mm longer screw M10, ceiling integration		1	24846
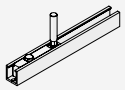	Suspension profile, plate with 20 mm longer screw M10, for Pocket		1	26003

Set for 1 wooden door, with running gears and magnetic soft closing mechanism

	No.
Hawa Junior 100, 2 running gears, for 1 door	30064
Hawa Junior 100, 1 running gear, 1 SoftMove 100 with running gear and stopper, for 1 door	30149
Hawa Junior 100, 2 SoftMove 100 with running gear and stopper, for 1 door	30150

Set consisting of:

		30064	30149	30150	No.
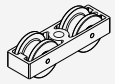	Running gear, 2-wheeled, M10, ball bearing	2	1		30137
	Soft close SoftMove 100, with running gear, stopper and cover, premounted		1	2	30509

Accessories for set

		No.
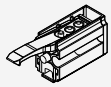	Stopper Hawa Junior 80/100, with adjustable retention spring	30138
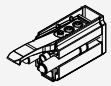	SoftStop Hawa Junior 80/100, with adjustable retention spring	27771
	Spring loaded stopper Hawa Junior 80/100	25370

Subject to technical modifications. Metric specifications are exact. Inches are approximate.

Complete set for 1 wooden door, with SoftStop and spring stop or SoftStop

	No.
Hawa Junior 100 B Pocket, with 2 SoftStop, for 1 door	30248
Hawa Junior 100 B Pocket, with 1 SoftStop and 1 spring loaded stopper, for 1 door	30250

Set consisting of:

		30248	30250	No.
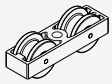	Running gear, 2-wheeled, M10, ball bearing	2	2	30137
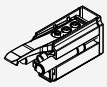	SoftStop Hawa Junior 80/100, with adjustable retention spring	2	1	27771
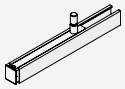	Suspension profile, plate with screw M10	1	1	24246
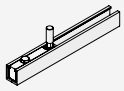	Suspension profile, with plate, with suspension bolt M10, wall pocket installation	1	1	24323
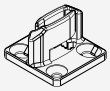	Botttom guide, zero tolerance, groove width 10 mm, plastic, black	1	1	25369
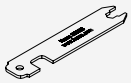	Locking wrench to suspension	1	1	10778
	Spring loaded stopper Hawa Junior 80/100		1	25370

Complete set for 1 wooden door, with SoftMove and/or SoftStop

	No.
Hawa Junior 100 B Pocket, with 1 soft close SoftMove 100 and 1 SoftStop, for 1 door	30253
Hawa Junior 100 B Pocket, with 1 soft close SoftMove 100 and 1 spring loaded stopper, for 1 door	30254
Hawa Junior 100 B Pocket, with 2 soft close SoftMove 100, for 1 door	30255

Set consisting of:

		30253	30254	30255	No.
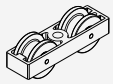	Running gear, 2-wheeled, M10, ball bearing	1	1		30137
	Soft close SoftMove 100, with running gear, stopper and cover, premounted	1	1	2	30509
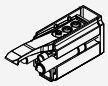	SoftStop Hawa Junior 80/100, with adjustable retention spring	1			27771
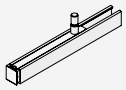	Suspension profile, plate with screw M10	1	1	1	24246
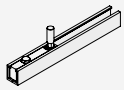	Suspension profile, with plate, with suspension bolt M10, wall pocket installation	1	1	1	24323
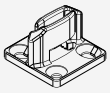	Botttom guide, zero tolerance, groove width 10 mm (13/32"), plastic, black	1	1	1	25369
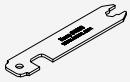	Locking wrench to suspension	1	1	1	10778
	Spring loaded stopper Hawa Junior 80/100		1		25370

Complete set for 1 wooden door, with 20 mm (25/32") longer suspension bolt and SoftStop

	No.
Hawa Junior 100 B Pocket, with 20 mm longer suspension bolt, 2 SoftStop, for 1 door	30259
Hawa Junior 100 B Pocket, with 20 mm longer suspension bolt, 1 SoftStop and 1 spring loaded stopper, for 1 door	30261

Set consisting of:

		30259	30261	No.
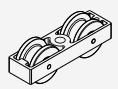	Running gear, 2-wheeled, M10, ball bearing	2	2	30137
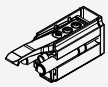	SoftStop Hawa Junior 80/100, with adjustable retention spring	2	1	27771
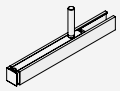	Suspension profile, plate, with 20 mm longer screw M10, ceiling integration	1	1	24846
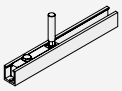	Suspension profile, plate with 20 mm longer screw M10, for Pocket	1	1	26003
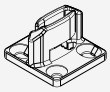	Botttom guide, zero tolerance, groove width 10 mm, plastic, black	1	1	25369
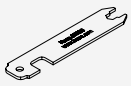	Locking wrench to suspension	1	1	10778
	Spring loaded stopper Hawa Junior 80/100		1	25370

Complete set for 1 wooden door, with 20 mm (25/32") longer suspension bolt

	No.
Hawa Junior 100 B Pocket, with 20 mm longer suspension bolt, 1 soft close SoftMove 100 and 1 SoftStop, for 1 door	30264
Hawa Junior 100 B Pocket, with 20 mm longer suspension bolt, 1 soft close SoftMove 100 and 1 spring loaded stopper, for 1 door	30265
Hawa Junior 100 B Pocket, with 20 mm longer suspension bolt, 2 soft close SoftMove 100, for 1 door	30266

Set consisting of:

		30264	30265	30266	No.
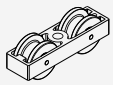	Running gear, 2-wheeled, M10, ball bearing	1	1		30137
	Soft close SoftMove 100, with running gear, stopper and cover, premounted	1	1	2	30509
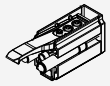	SoftStop Hawa Junior 80/100, with adjustable retention spring	1			27771
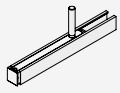	Suspension profile, plate, with 20 mm (25/32") longer screw M10, ceiling integration	1	1	1	24846
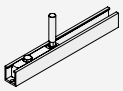	Suspension profile, plate with 20 mm (25/32") longer screw M10, for Pocket	1	1	1	26003
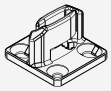	Botttom guide, zero tolerance, groove width 10 mm (13/32"), plastic, black	1	1	1	25369
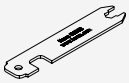	Locking wrench to suspension	1	1	1	10778
	Spring loaded stopper Hawa Junior 80/100		1		25370

Subject to technical modifications. Metric specifications are exact. Inches are approximate.

Running tracks

		mm (inch)	No.
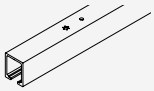	Running track, aluminum, anodized, pre-drilled	1,400 (4' 7 1/8 ")	10189
		1,600 (5' 3 ")	10190
		1,800 (5' 10 7/8 ")	10191
		2,000 (6' 6 3/4 ")	10192
		2,200 (7' 2 5/8 ")	10193
		2,500 (8' 2 7/16")	10194
		3,000 (9' 10 1/8 ")	18532
		cut to size	10188
	Running track, ceiling integration, aluminum, anodized, pre-drilled	2,500 (8' 2 7/16")	27664
		4,000 (13' 1 15/32")	27663
		6,000 (19' 8 7/32")	30325
		cut to size	27665

Guide tracks

		mm (inch)	No.
	Guide track, for groove mounting, plastic, 10-piece set	1,300 (4' 3 3/16")	14540

Assembly set, up to 2000 mm (6'6 3/4")

	No.
Set for mountable and demountable running track	25207

Set consisting of:

		mm (inch)	25207	No.
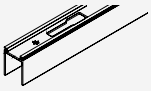	Retainer profile with a bayonet lock, aluminum, anodized	2,035 (6'8 1/8")	1	25212
	Small parts to retainer profile, 6-piece set		1	25520

Assembly set, up to 2500 mm (8'2 7/16")

	No.
Set for mountable and demountable running track	25371

Set consisting of:

		mm (inch)	25371	No.
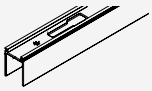	Retainer profile with a bayonet lock, aluminum, anodized	2,535 (8'3 13/16")	1	25443
	Small parts to retainer profile, 7-piece set		1	25521

Assembly set, up to 3000 mm (9'10 1/8")

	No.
Set for mountable and demountable running track	25441

Set consisting of:

		mm (inch)	25441	No.
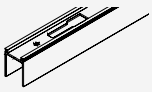	Retainer profile with a bayonet lock, aluminum, anodized	3,035 (9'11 1/2")	1	25444
	Small parts to retainer profile, 9-piece set		1	25522

Panels

		mm (inch)	No.
	Clip-on panel, for fascia mounting, aluminum, anodized	2,000 (6'6 3/4")	25445
		cut to size	27693

Further installation examples

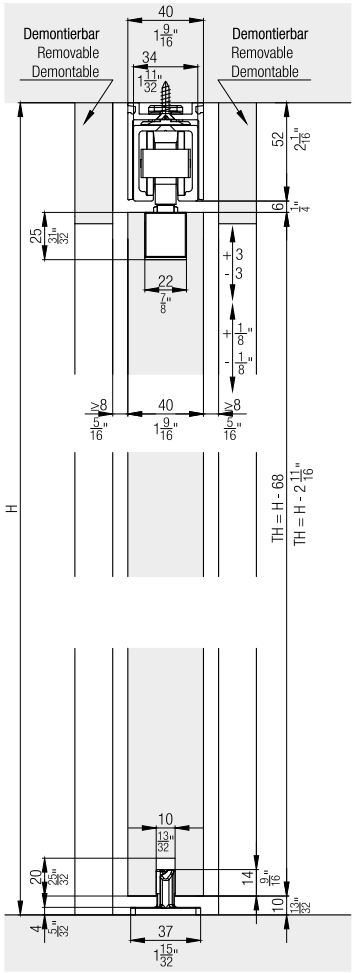

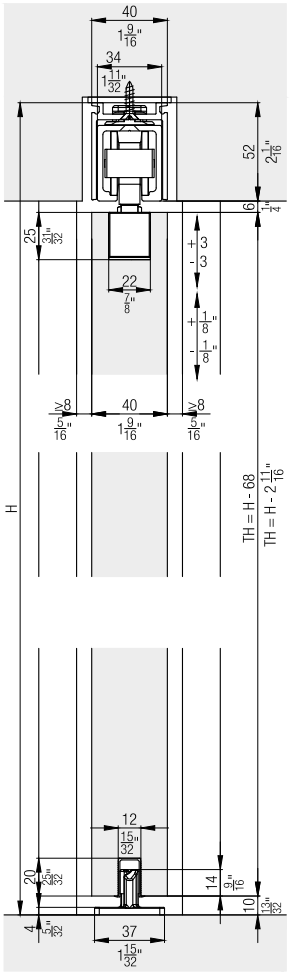

Calculations of running track length

The length of the running track must be shorter than the diagonal clearance (P2) by at least 80 mm (3 5/32'').

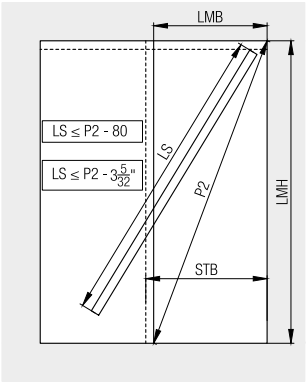

LMB = inside clearance
LMH = inside height
STB = sliding door width
P2 = diagonal clearance
LS = running track

Calculations of door width

The following factors affect the calculation of the width of the sliding door:
– Open or closed guide groove
– Construction with or without spring stop (25370)

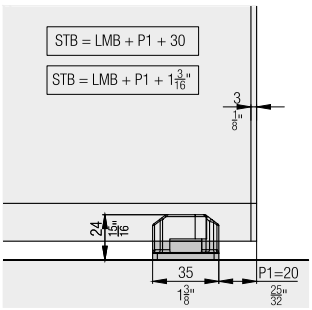

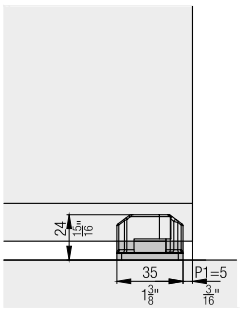

Facing for the retainer profile

The optional clip-on panel made of aluminum can be clipped onto the retainer profile without additional fixing components. For invisible fastening of the lintel panelling, there is the option of covering the clip panel on site, using panels up to 40 mm (1 9/16'') thick.

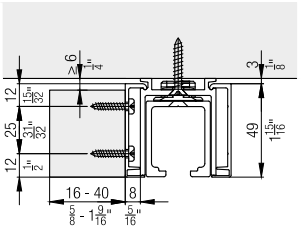

Spring stop

The specially developed spring stop for ejecting the door is integrated into the running track without visible fittings on the door edge.

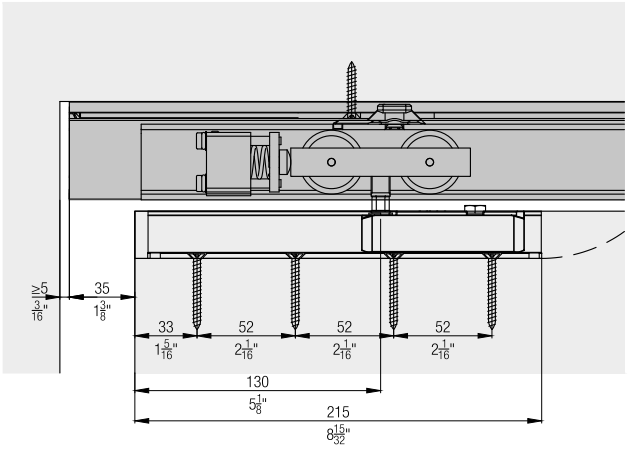

Subject to technical modifications. Metric specifications are exact. Inches are approximate.

Version with 20 mm (25/32") longer hanger bolt

Thanks to the set with a longer hanger bolt, the running track can be covered from below, using removable ceiling elements.

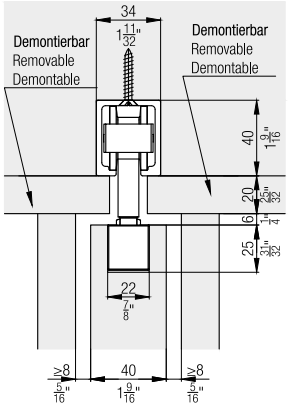

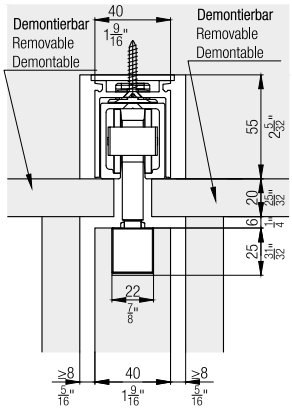

Ceiling integration

Recommendation: For systems integrated into the ceiling, provide assembly openings or front access to the system – front access of SoftMove is always mandatory.

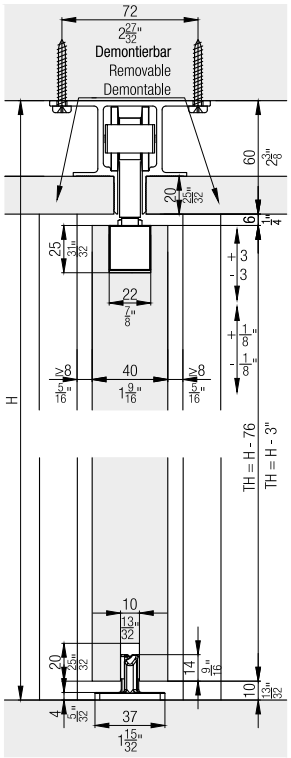

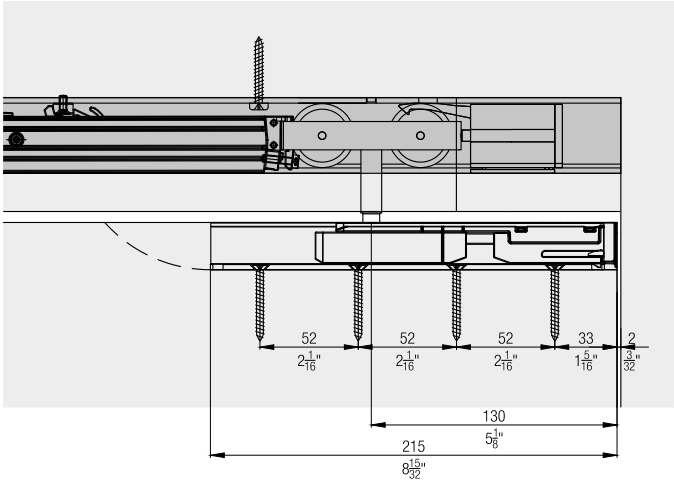

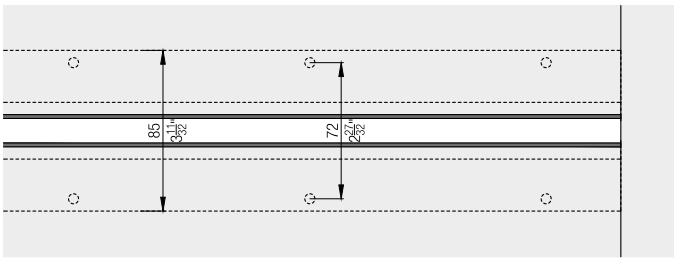

SoftMove 100 magnetic soft closing mechanism

Completely integrated into the running track, the SoftMove 100 decelerates sliding doors and draws them into their final position.

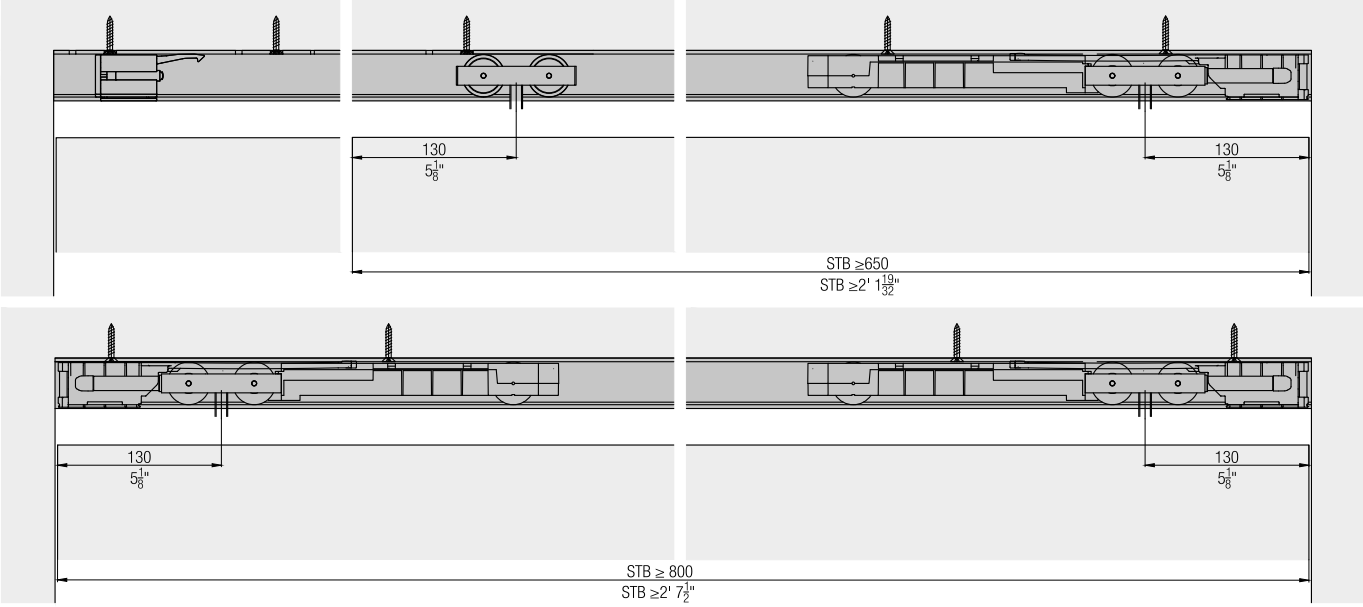

Accessories

– Hawa Junior bottom guides for wall mounting from page 476
– Lock solutions from page 479
– General accessories from page 487

Planning/execution

Further information about the product can be found on www.hawa.com.

Subject to technical modifications. Metric specifications are exact. Inches are approximate.

Fitting for top-running wooden doors up to 100 kg (220 lbs.), with surface mounted running track or running track flush with the ceiling. Sound attenuation. Ceiling mounting. Wall pocket solution.



Product highlights

Comfort — Outstanding living comfort thanks to effective exclusion of sound, drafts, odors and unwanted light incidence

Productivity — Easy height adjustment via both suspensions and convenient depth adjustment of the installed door in the wall pocket

Technical specifications

Max.	100 kg (220 lbs.)
Max.	2500 mm (8' 2 7/16'')
	750–1250 mm (2' 5 17/32'' to 4' 1 7/32'') Inside clearance (LMB)
	44–50 mm (1 23/32'' to 1 31/32'')

Installation examples

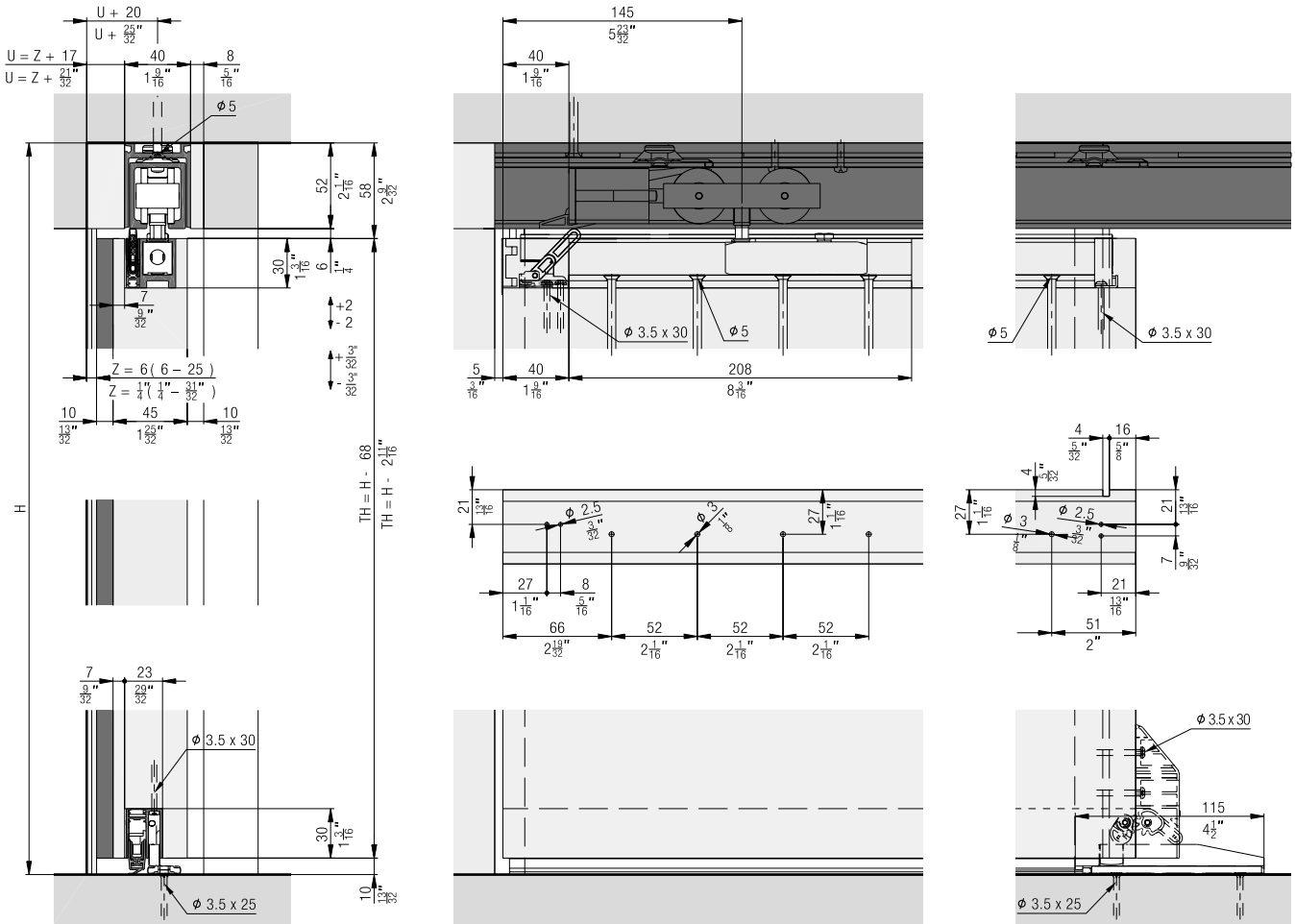

Set for 1 wooden door up to 100 kg (220 lbs.)

	No.
Hawa Junior 100 B/B Pocket Acoustics, for 1 door	30427

Set consisting of:

		30427	No.
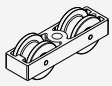	Running gear, 2-wheeled, M10, ball bearing	2	30137
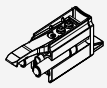	SoftStop Hawa Junior 100 Acoustics, with ramp and adjustable retention spring	1	30132
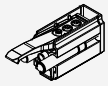	SoftStop Hawa Junior 80/100, with adjustable retention spring	1	27771
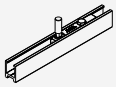	Suspension profile, plate with screw M10	2	30379
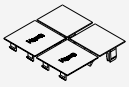	Cover cap set, plastic, aluminum look, 4-piece set	1	30483
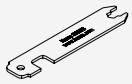	Locking wrench to suspension	1	10778

Accessories for set

		No.
	Spring loaded stopper Hawa Junior 80/100	25370

Running tracks

		mm (inch)	No.
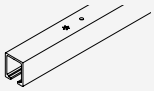	Running track, aluminum, anodized, pre-drilled	1,400 (4' 7 1/8 '')	10189
		1,600 (5' 3 '')	10190
		1,800 (5' 10 7/8 '')	10191
		2,000 (6' 6 3/4 '')	10192
		2,200 (7' 2 5/8 '')	10193
		2,500 (8' 2 7/16'')	10194
		3,000 (9' 10 1/8 '')	18532
		cut to size	10188

Components for running tracks

		No.
	Running track fastening Hawa Junior 80/100, for removable running track, up to max. internal door width of 850 mm (2' 9 15/32'')	25442

Assembly set, up to 2000 mm (6' 6 3/4'')

	No.
Set for mountable and demountable running track	25207

Set consisting of:

		mm (inch)	25207	No.
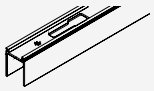	Retainer profile with a bayonet lock, aluminum, anodized	2,035 (6'8 1/8'')	1	25212
	Small parts to retainer profile, 6-piece set		1	25520

Assembly set, up to 2500 mm (8' 2 7/16'')

	No.
Set for mountable and demountable running track	25371

Set consisting of:

		mm (inch)	25371	No.
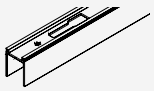	Retainer profile with a bayonet lock, aluminum, anodized	2,535 (8'3 13/16'')	1	25443
	Small parts to retainer' profile, 7-piece set		1	25521

Subject to technical modifications. Metric specifications are exact. Inches are approximate.

Assembly set, up to 3000 mm (9' 10 1/8'')

	No.
Set for mountable and demountable running track	25441

Set consisting of:

		mm (inch)	25441	No.
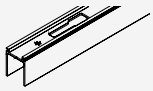	Retainer profile with a bayonet lock, aluminum, anodized	3,035 (9'11 1/2'')	1	25444
	Small parts to retainer profile, 9-piece set		1	25522

Sets left type (horizontal seal set)

		No.
	Seal, Hawa Acoustics XS, left	30437
	Seal, Hawa Acoustics S, left	30439
	Seal, Hawa Acoustics M, left	30441
	Seal, Hawa Acoustics L, left	30443
	Seal, Hawa Acoustics XL, left	30445

Sets right type (horizontal seal set)

		No.
	Seal, Hawa Acoustics XS, right	30436
	Seal, Hawa Acoustics S, right	30438
	Seal, Hawa Acoustics M, right	30440
	Seal, Hawa Acoustics L, right	30442
	Seal, Hawa Acoustics XL, right	30444

Vertical seal for seal set, left, right set type

		No.
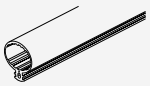	Seal vertical, Hawa Acoustics, 7700 mm (25' 3 5/32''), Silicone, black	30300

Hawa Acoustics horizontal seal set consisting of:

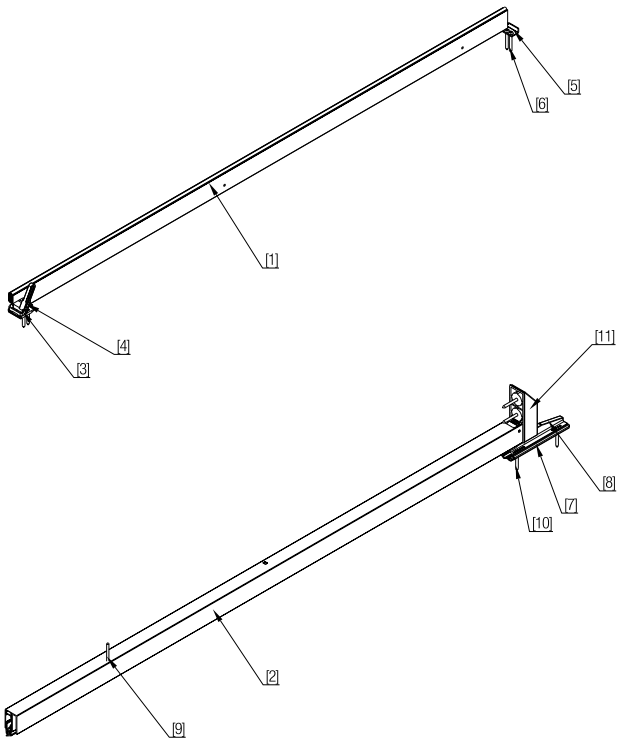

Position Position Position	**Bezeichnung** Désignation Designation	**Anzahl** Numéro Number	**Typ** Type Type			
1	**Hubdichtung** Joint de course Stroke seal	1	**Links/Rechts** Gauche/Droite Left/Right			
			XS	30454		
			S	30385		
			M	30455		
			L	30456		
			XL	30457		
2	**Senkdichtung** Joint vertical Vertikal seal	1	**Links** Gauche Left		**Rechts** Droite Right	
			XS	30446	XS	30447
			S	30387	S	30383
			M	30448	M	30449
			L	30450	L	30451
			XL	30452	XL	30453
3, 4, 5, 6	**Kleinteileset oben** Plateau pour petites pièces Small parts set top	1	**Links** Gauche Left	30390	**Rechts** Droite Right	30392
7, 8, 9, 10	**Kleinteileset unten** Jeu de petites pièces ci-dessous Small parts set below	1	**Links** Gauche Left	30416	**Rechts** Droite Right	30417
11	**Pocketadapter** Adaptateur de poche Pocket adapter	1	**Links/Rechts** Gauche/Droite Left/Right	30418		

Subject to technical modifications. Metric specifications are exact. Inches are approximate.

Definition left, right / door width calculation

Left type (left hand lock)

Ganzöffnend
Ouverture complète
Fully opening

STB = LMB + 50
STB = LMB + 1 31/32"

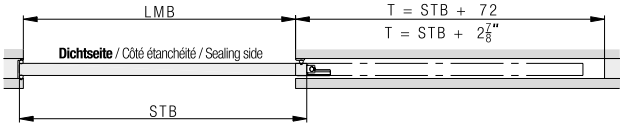

Teilöffnend
Ouverture partielle
Partially opening

STB = LMB + 50
STB = LMB + 1 31/32"

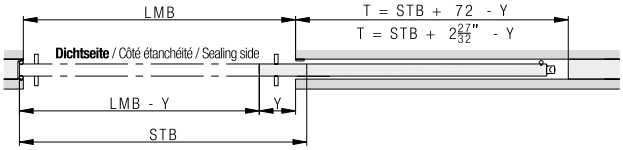

Right type (right hand lock)

Ganzöffnend
Ouverture complète
Fully opening

STB = LMB + 50
STB = LMB + 1 31/32"

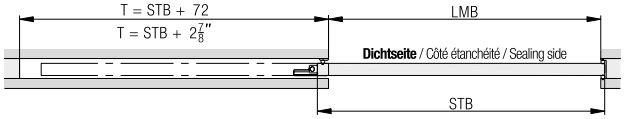

Teilöffnend
Ouverture partielle
Partially opening

STB = LMB + 50
STB = LMB + 1 31/32"

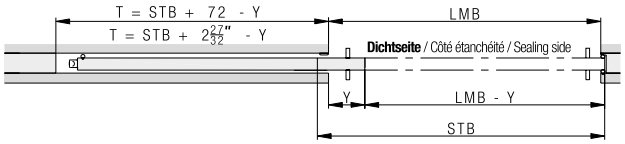

Acoustics set determination

	LMB
Hawa Acoustics XS	2' 5 17/32" - 2' 9 15/32"
Hawa Acoustics S	2' 9 15/32" - 3' 2 1/16"
Hawa Acoustics M	3' 2 3/16" - 3' 7 5/16"
Hawa Acoustics L	3' 7 5/16" - 4' 1/32"
Hawa Acoustics XL	4' 1/32" - 4' 1 7/32"

Further installation examples

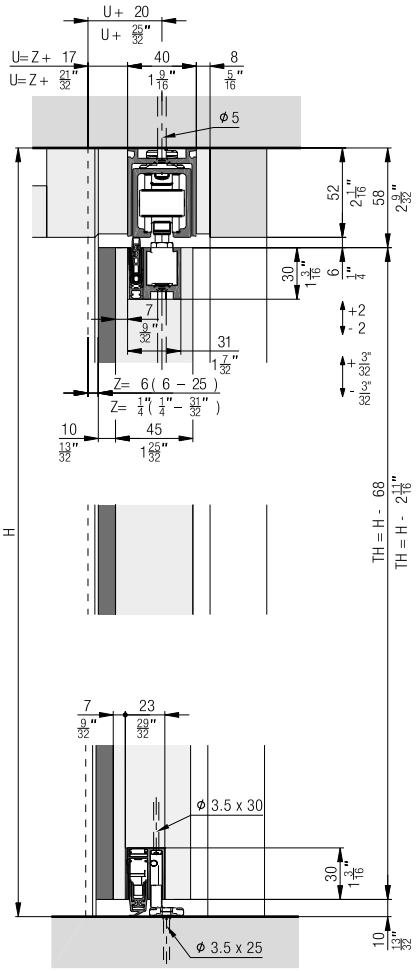

Pocket side view, assembly set

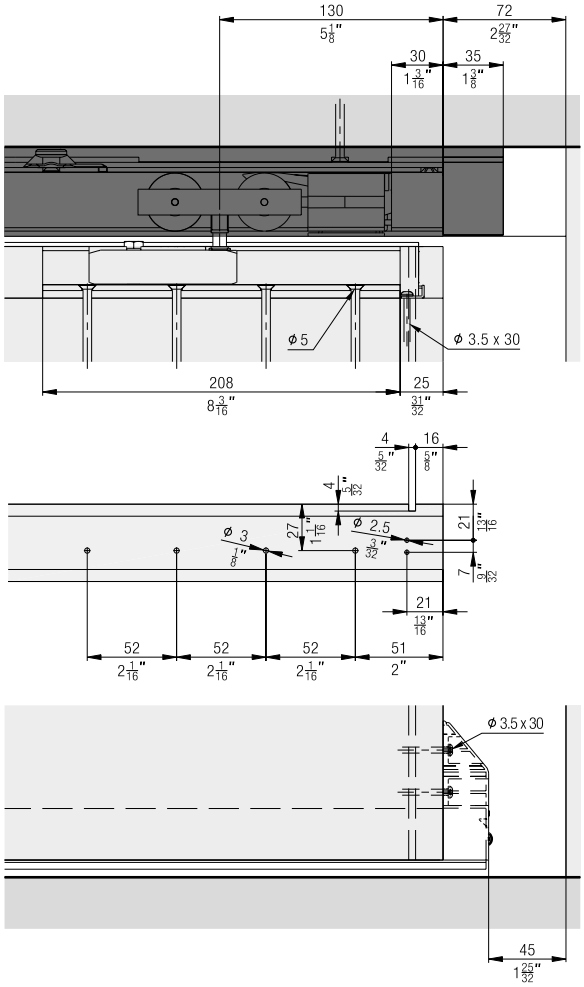

Pocket side view, spring buffer

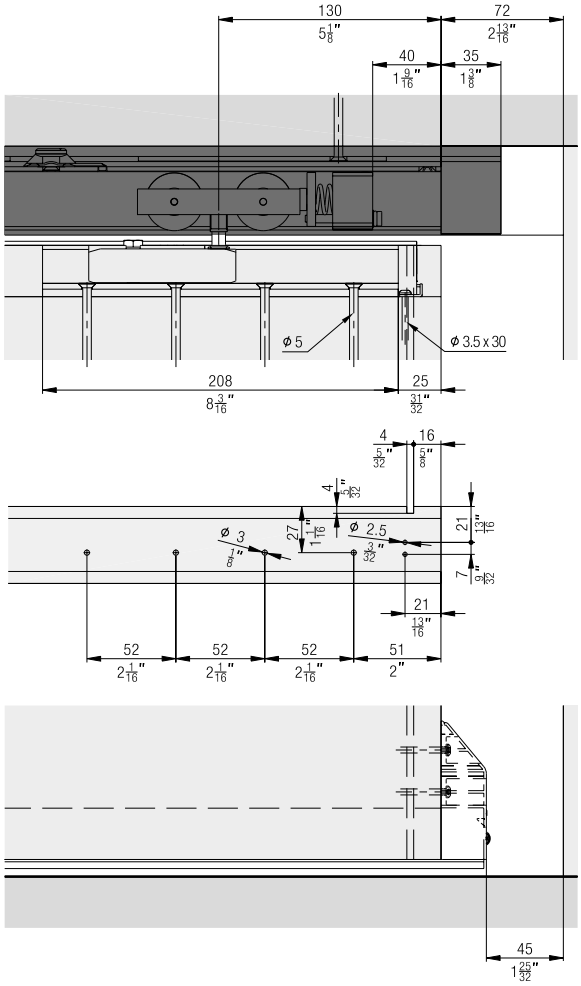

Details of end post at lock side

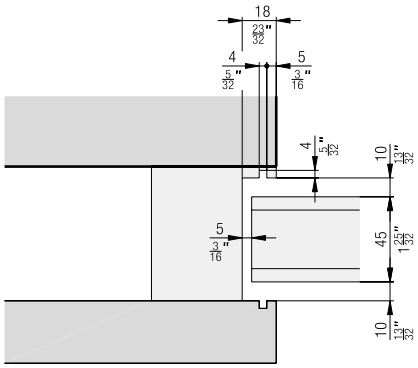

Subject to technical modifications. Metric specifications are exact. Inches are approximate.

Calculations of running track length

The length of the running track must be shorter than the diagonal clearance (P2) by at least 80 mm (3 5/32'').

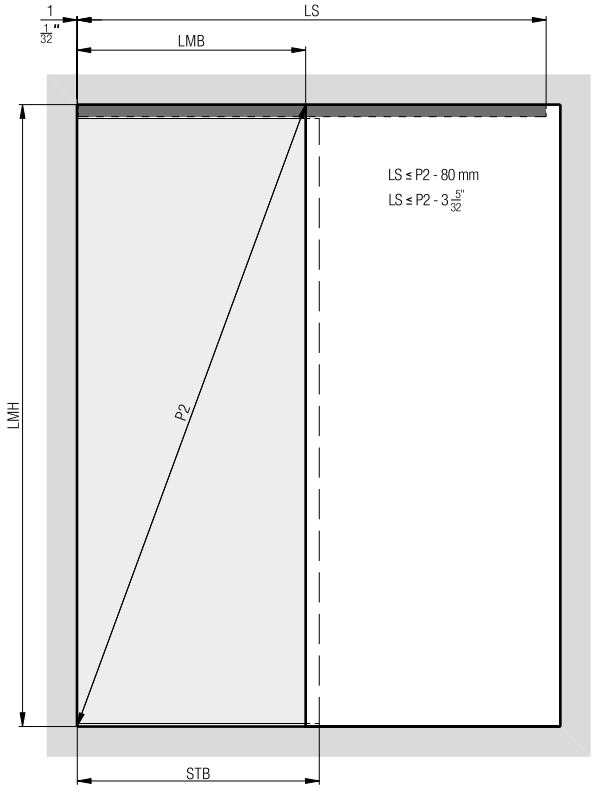

LMB = inside clearance
LMH = inside height
STB = sliding door width
P2 = diagonal clearance
LS = running track

Variant with normal running track and running track fastening (25442)

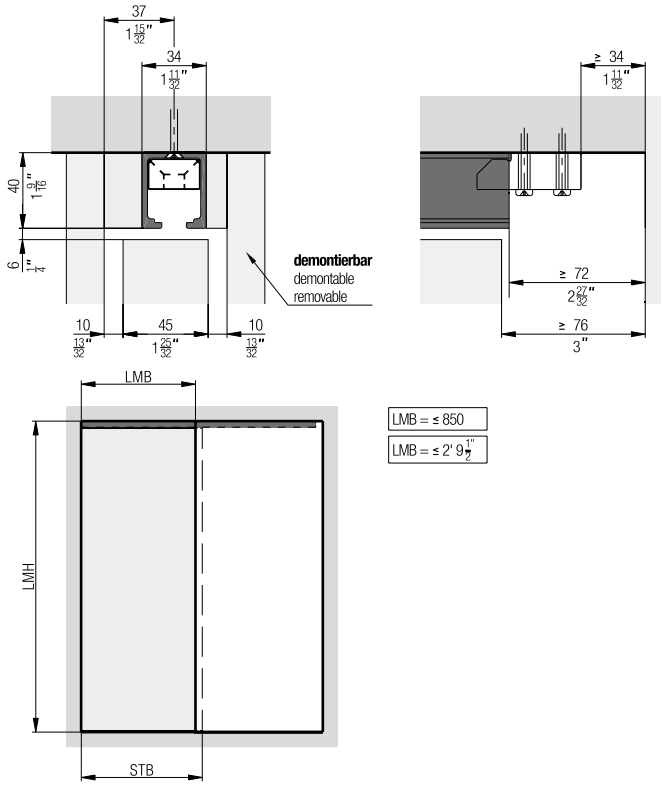

Bottom guide assembly detail

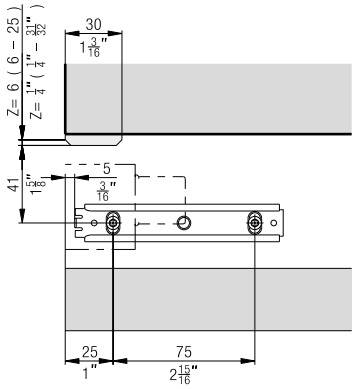

Room-to-room sound attenuation

All reference values have been measured on the basis of a practical design. The Rw sound attenuation values specify the expected sound attenuation between the two rooms which are influenced by the wall, the system and the choice of door leaf.

Reference values tested with a lightweight construction wall in accordance with James Hardy (type 1 H 31 / Rw 52 dB), size 2.5 x 2.45 m in accordance with DIN EN ISO 10140-2. Clearance 2.0 x 1.0 m. The sound attenuation relates to the entire structure and specifies which sound attenuation can be expected between the two rooms.

Example walls	System	Thickness of door leaf	Type of door leaf	Estimated sound attenuation effect
				Room to room
				Rw
Wall with minimum acoustic rating of Rw 52 dB	without Hawa Acoustics	39 mm	Single door leaf without sealing system	≈ 18 dB
Lightweight construction wall with metal stand 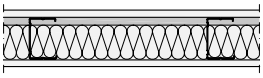	Hawa Porta 60 HMD Acoustics Hawa Porta 100 HMD Acoustics		Single door leaf, approx. 19 kg/m² acoustic rating of Rw 29 dB	≈ 31 dB
			Chipboard, approx. 25 kg/m² No defined acoustic rating	≈ 30 dB
			Door leaf with medium sound attenuation level approx. 25 kg/m², acoustic rating of Rw 39 dB	≈ 34 dB
Lightweight construction wall with wooden stand 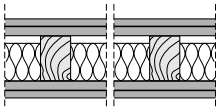	Hawa Junior 100 B Acoustics Hawa Porta 60 HMD Acoustics Hawa Porta 100 HMD Acoustics	44 mm	Single door leaf, approx. 20 kg/m² acoustic rating of Rw 29 dB	≈ 30 dB
			Door leaf with medium sound attenuation level approx. 28 kg/m², acoustic rating of Rw 40 dB	≈ 34 dB
	Hawa Junior 100 B Acoustics	50 mm	Door leaf with high sound attenuation level approx. 33 kg/m², acoustic rating of Rw 42 dB	≈ 35 dB
Solid wall 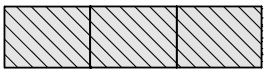	without Hawa Acoustics	39 mm	Single door leaf without sealing system	≈ 20 dB
	Hawa Porta 60 HMT Pocket Acoustics Hawa Porta 100 HMT Pocket Acoustics		Single door leaf, approx. 19 kg/m², acoustic rating of Rw 29 dB	≈ 31 dB
			Door leaf with medium sound attenuation level approx. 25 kg/m², acoustic rating of Rw 39 dB	≈ 37 dB
Acoustic ratings for wall construction according to manufacturer. The acoustic values may vary if installed in different wall types.	Hawa Junior 100 B Pocket Acoustics Hawa Porta 60 HMT Pocket Acoustics Hawa Porta 100 HMT Pocket Acoustics	44 mm	Single door leaf, approx. 20 kg/m² acoustic rating of Rw 29 dB	≈ 32 dB
			Door leaf with medium sound attenuation level approx. 28 kg/m², acoustic rating of Rw 40 dB	≈ 39 dB
	Hawa Junior 100 B Pocket Acoustics	50 mm	Door leaf with high sound attenuation level approx. 33 kg/m², acoustic rating of Rw 42 dB	≈ 41 dB

Planning/execution
Further information about the product can be found on www.hawa.com.

Subject to technical modifications. Metric specifications are exact. Inches are approximate.

Fitting for top-running wooden doors up to 120 kg (264 lbs.), with surface mounted running track. Optionally with soft and self closing mechanism. Wall or ceiling mounting.

Product highlights

Comfort High quality, long-lasting friction bearing for quiet, smooth running, even with heavier weights

Flexibility Steel suspension bracket for screw fixing or welding

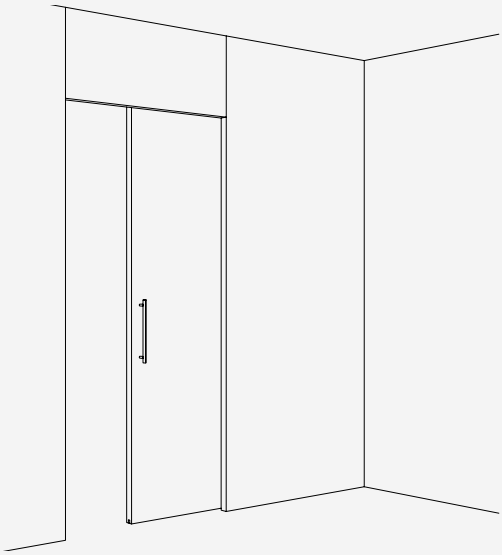

Technical specifications

Max.	120 kg (264 lbs.)
Max.	4000 mm (13'1 15/32'')
Max.	3000 mm (9'10 1/8'')
	35–80 mm (1 3/8'' to 3 5/32'')

Installation examples

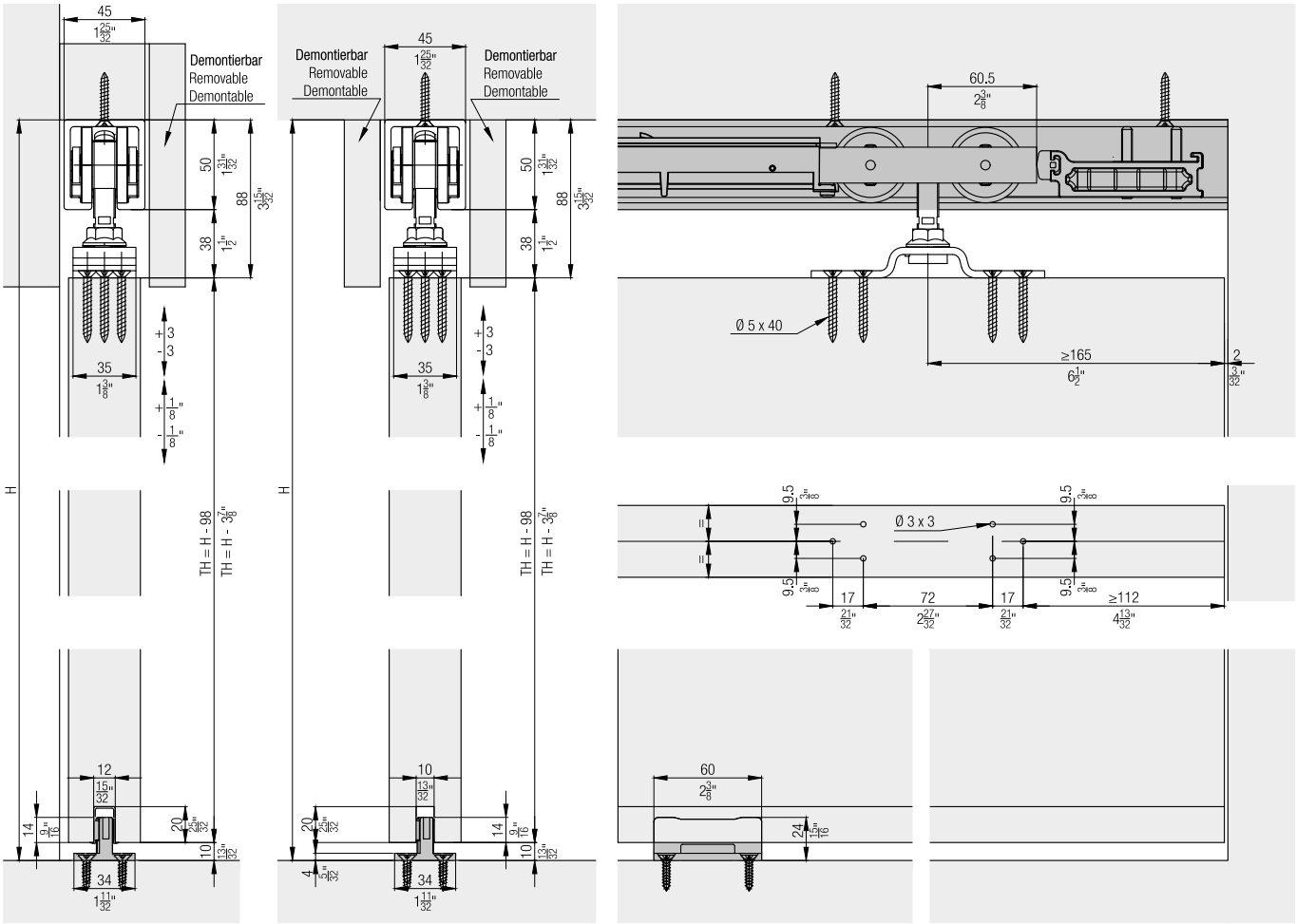

Set for 1 wooden door up to 120 kg (264 lbs.)

	No.
Hawa Junior 120 A, for 1 door	25907
Hawa Junior 120 A, with 2 track stoppers, for 1 door	26041

Set consisting of:

		25907	26041	No.
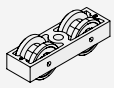	Two-wheeled running gear, M12, plastic wheels	2	2	25900
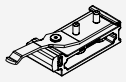	Track stopper, with adjustable retention spring	1	2	14858
	Top fixing plate, with suspension bolt M12 and fixing screws	2	2	14859
	Bottom guide, zero tolerance, groove width 10 mm (13/32"), plastic black	1	1	14427
	Screw-on rubber door stop	1	1	10629
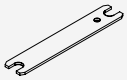	Suspension assembly locking wrench	1	1	14861

Running tracks

		mm (inch)	No.
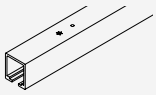	Running track, aluminum, anodized, pre-drilled	2,500 (8' 2 7/16")	14866
		3,000 (9' 10 1/8 ")	14867
		4,000 (13' 1 15/32")	14868
		6,000 (19' 8 7/32")	14869
		cut to size	14871

Guide tracks

		mm (inch)	No.
	Guide track, for groove mounting, plastic, 10-piece set	1,300 (4' 3 3/16")	14540

Soft close SoftMove 120
For soft closing in opening and closing direction order 2 sets.

		No.
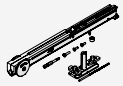	Soft close SoftMove 120	25988

Accessories

		No.
	Bottom door stopper, with centering, chrome-plated, matt	20773
	Bottom door stopper, with centering, stainless steel look	21473
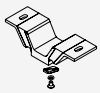	Hawa SoundEX for Hawa Junior 120, includes fixing parts for running track	19590
	Bottom guide, rattle proof, groove width 10 mm (13/32"), plastic, black, 10-piece set	25958

Hawa Confort 120

The convenient solution for inadequate fastening options in brittle sub-floors or in the area of floor heating. This bottom guide is mounted on the wall. Details and accessories from page 476.

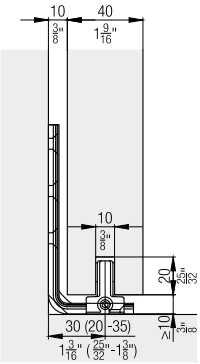

Subject to technical modifications. Metric specifications are exact. Inches are approximate.

Hawa SoundEx

Contains the transmission of structure-borne noise from a sliding system to the building.

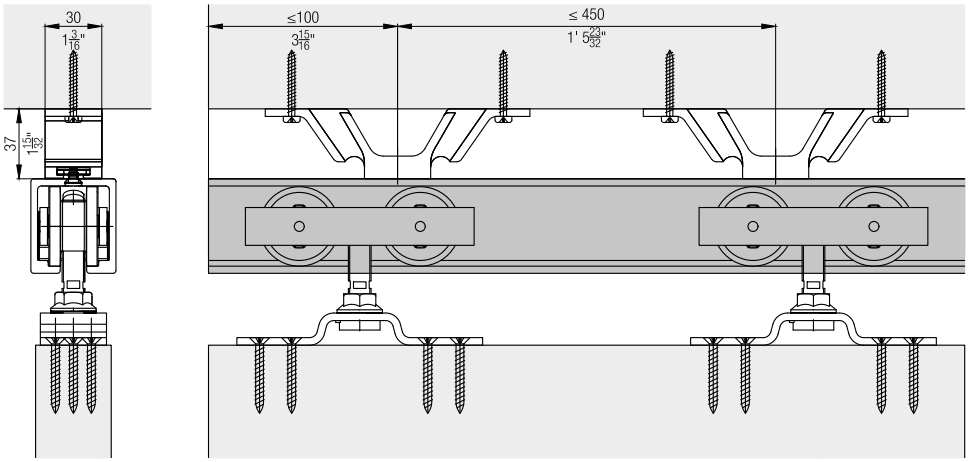

SoftMove 120 soft closing mechanism

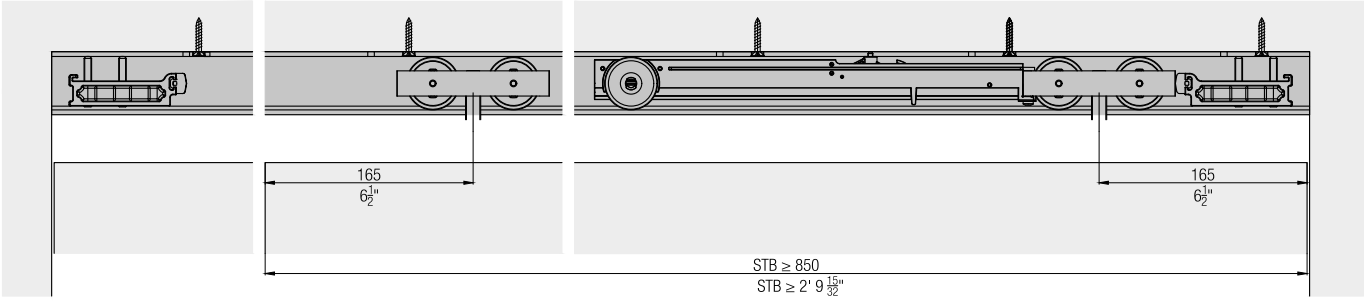

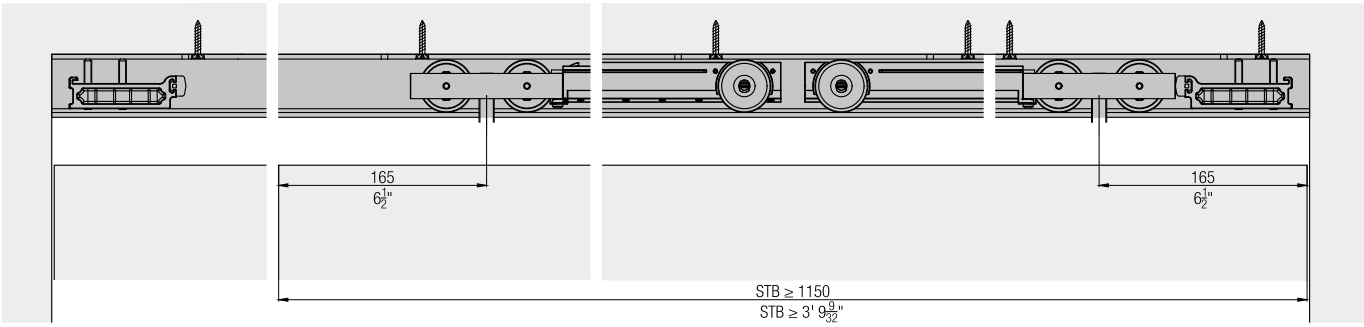

Accessories

- Hawa Junior bottom guides for wall mounting from page 476
- Lock solutions from page 479
- General accessories from page 487

Planning/execution

Further information about the product can be found on www.hawa.com.

Fitting for top-running wooden doors up to 120 kg (264 lbs.), with surface mounted running track. Optionally with soft and self closing mechanism. Ceiling mounting. Wall pocket solution.

Product highlights

Flexibility The running track can be installed and removed at any time

Aesthetics Thanks to integrated spring stop with Push-to-open function, there are no visible hardware components, door milling grooves or spring handles at the edge of the door



Technical specifications

Max.	120 kg (264 lbs.)
Max.	4000 mm (13'1 15/32'')
Max.	1500 mm (4'11 1/16'')
	35–80 mm (1 3/8'' to 3 5/32'')

Installation examples

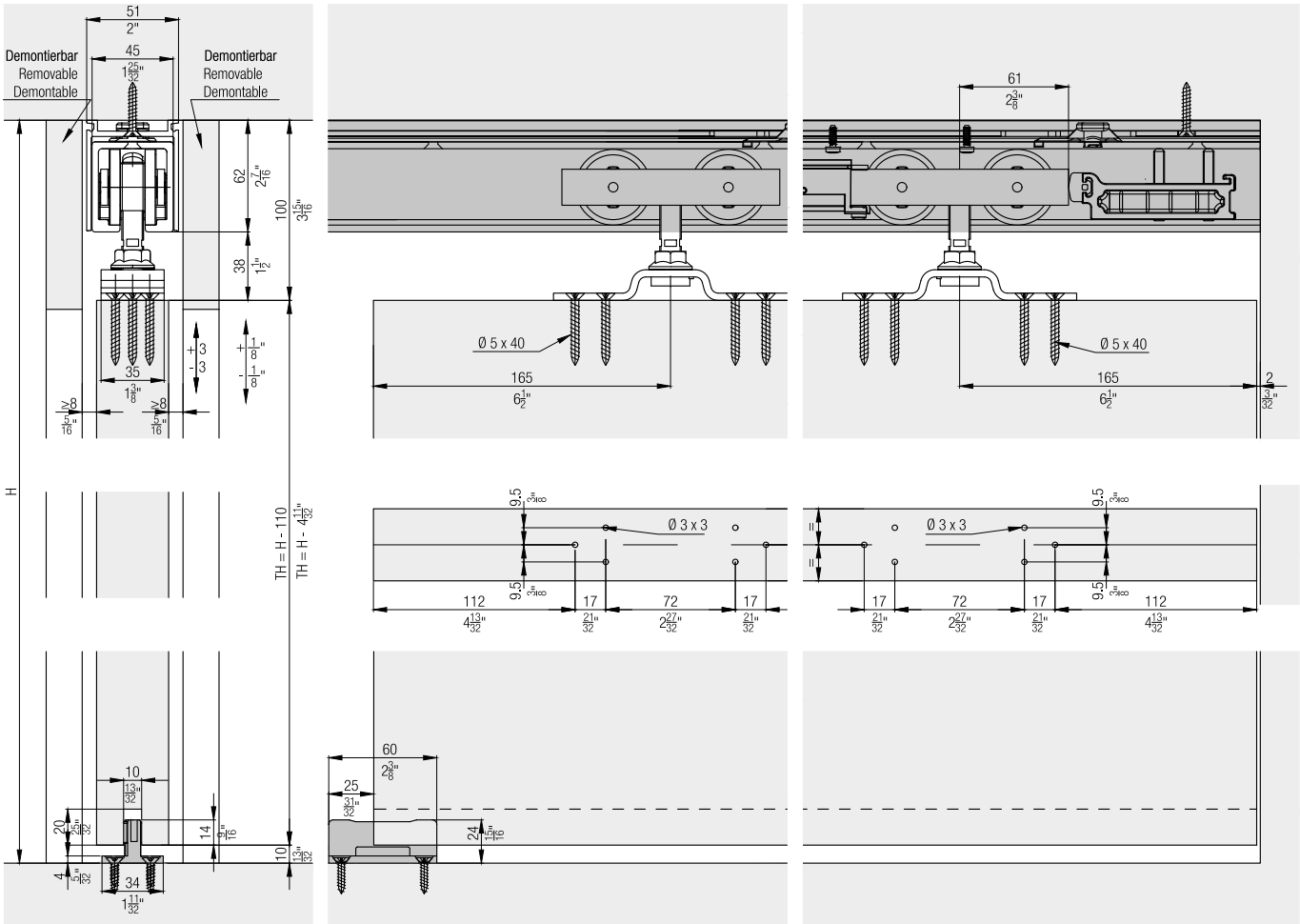

Subject to technical modifications. Metric specifications are exact. Inches are approximate.

Set for 1 wooden door up to 120 kg (264 lbs.)

	No.
Hawa Junior 120 A, for 1 door	25907

Set consisting of:

		25907	No.
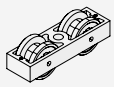	Two-wheeled running gear, M12, plastic wheels	2	25900
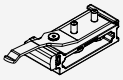	Track stopper, with adjustable retention spring	1	14858
	Top fixing plate, with suspension bolt M12 and fixing screws	2	14859
	Bottom guide, zero tolerance, groove width 10 mm (13/32"), plastic black	1	14427
	Screw-on rubber door stop	1	10629
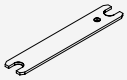	Suspension assembly locking wrench	1	14861

Running tracks

		mm (inch)	No.
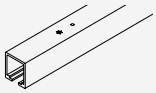	Running track, aluminum, anodized, pre-drilled	2,500 (8' 2 7/16'')	14866
		3,000 (9' 10 1/8 '')	14867
		cut to size	14871

Guide tracks

		mm (inch)	No.
	Guide track, for groove mounting, plastic, 10-piece set	1,300 (4' 3 3/16'')	14540

Assembly set

	No.
Set for mountable and demountable running track, up to 2500 mm (8'2 7/16")	25994
Set for mountable and demountable running track, up to 3000 mm (9'10 1/8")	25996

Set consisting of:

		mm (inch)	25994	25996	No.
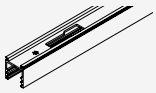	Retainer profile with a bayonet lock, aluminum, anodized	2,535 (8' 3 13/16'')	1		25915
	Small parts to retainer profile, 7-piece set		1		25993
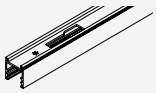	Retainer profile with a bayonet lock, aluminum, anodized	3,035 (9' 11 1/2 '')		1	25916
	Small parts to retainer profile, 9-piece set			1	25995

Panels

		mm (inch)	No.
	Clip-on panel, for fascia mounting, aluminum, anodized	2,000 (6' 6 3/4 '')	25986
		cut to size	27693

Soft close SoftMove 120
For soft closing in opening and closing direction order 2 sets.

		No.
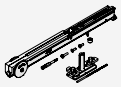	Soft close SoftMove 120	25988

Accessories

		No.
	Spring loaded door stop for door weight up to 120 kg	27202
	Bottom guide, rattle proof, groove width 10 mm (13/32"), plastic, black, 10-piece set	25958

Further installation examples

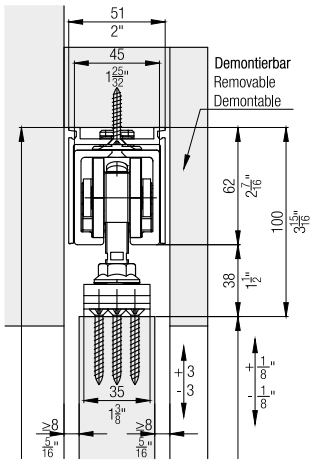

Facing for the retainer profile

The optional clip-on panel made of aluminum can be clipped onto the retainer profile without additional fixing components. For invisible fastening of the lintel panelling, there is the option of covering the clip panel on site, using panels up to 40 mm (1 9/16'') thick.

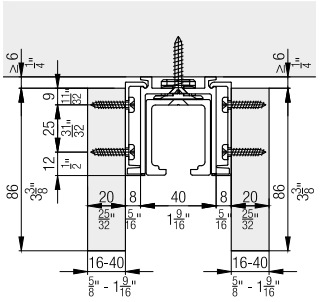

Calculations of running track length

The length of the running track must be shorter than the diagonal clearance (P2) by at least 100 mm (3 15/16'').

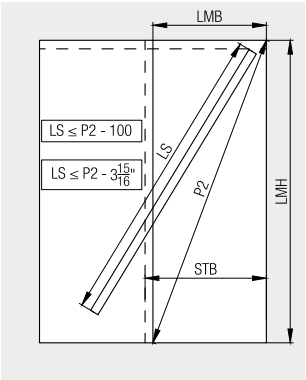

LMB = inside clearance
LMH = inside height
STB = sliding door width
P2 = diagonal clearance
LS = running track

Spring stop

The specially developed spring stop for ejecting the door is integrated into the running track without visible fittings on the door edge.

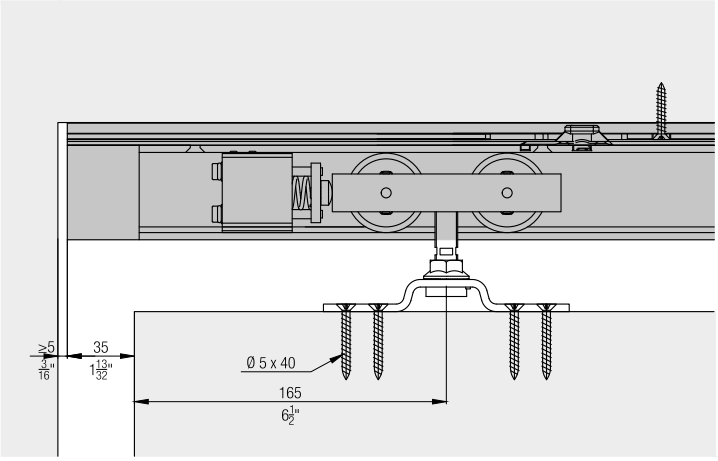

Calculations of door width

The following factors affect the calculation of the width of the sliding door:
– Open or closed guide groove
– Construction with or without spring stop (27202)

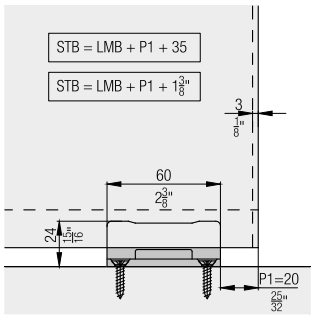

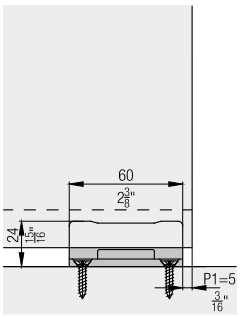

Bottom guide with guide track

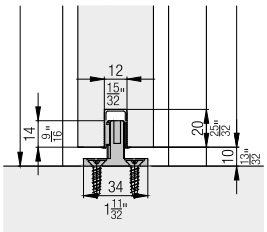

Subject to technical modifications. Metric specifications are exact. Inches are approximate.

SoftMove 100 magnetic soft closing mechanism

Completely integrated into the running track, the SoftMove decelerates sliding doors and draws them into their final position.

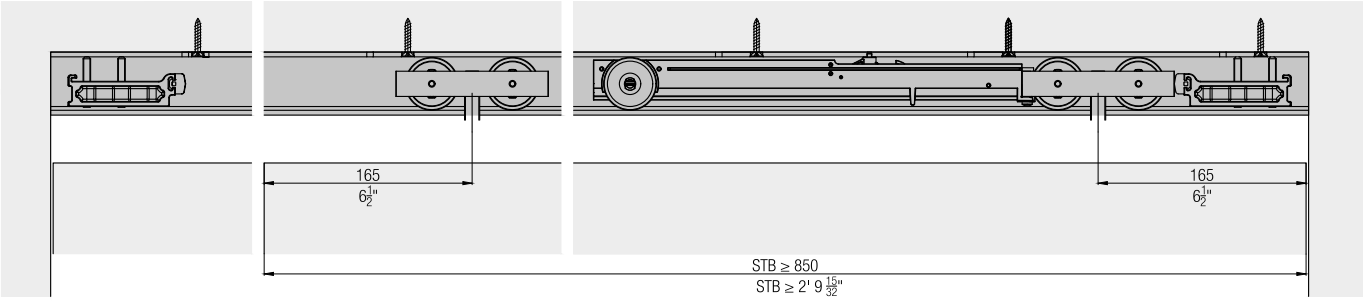

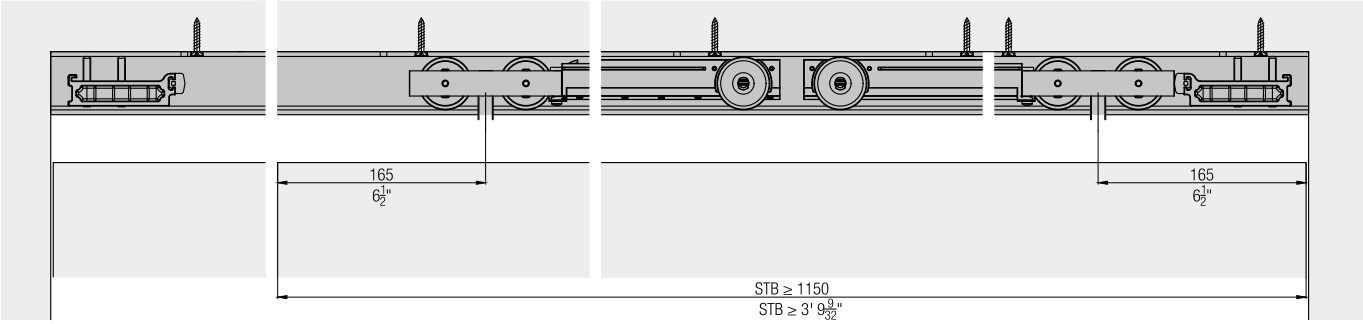

Accessories

– Hawa Junior bottom guides for wall mounting from page 476
– Lock solutions from page 479
– General accessories from page 487

Planning/execution

Further information about the product can be found on www.hawa.com.

Fitting for top-running wooden doors up to 120 kg (264 lbs.), with surface mounted running track or running track flush with the ceiling. Optionally with soft and self closing mechanism. Wall or ceiling mounting. Minimal installation height.

Product highlights

Aesthetics Low installation height – only minimal gap between door and running track

Productivity Interlocking of the suspension at the front edge is possible

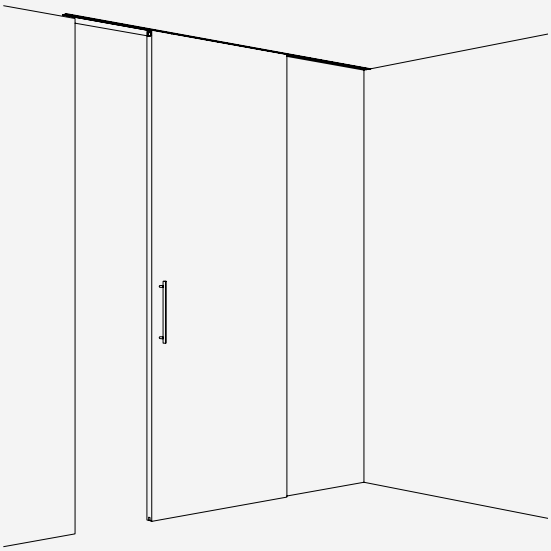

Technical specifications

Max.	120 kg (264 lbs.)
Max.	4000 mm (13'1 15/32'')
Max.	3000 mm (9'10 1/8'')
	35–80 mm (1 3/8'' to 3 5/32'')

Installation examples

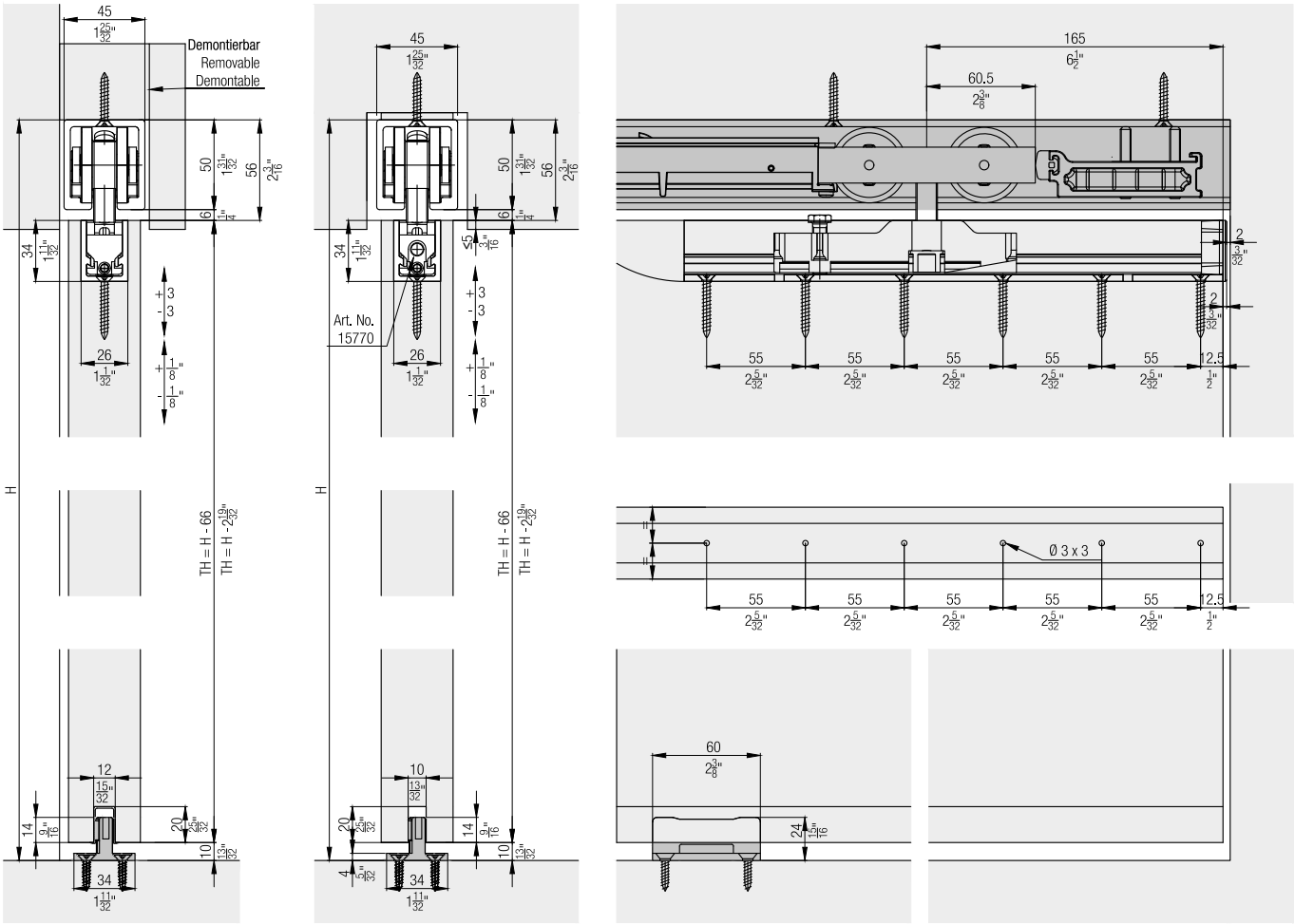

Subject to technical modifications. Metric specifications are exact. Inches are approximate.

Set for 1 wooden door up to 120 kg (264 lbs.)

	No.
Hawa Junior 120 B, for 1 door	25908
Hawa Junior 120 B, with 2 track stoppers, for 1 door	26042

Set consisting of:

		25908	26042	No.
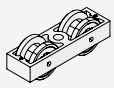	Two-wheeled running gear, M12, plastic wheels	2	2	25900
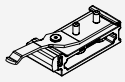	Track stopper, with adjustable retention spring	1	2	14858
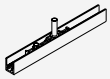	Suspension profile, with plate M12	2	2	14934
	Cover cap for glass suspension profile, plastic, anthracite	2	2	20907
	Bottom guide, zero tolerance, groove width 10 mm (13/32"), plastic black	1	1	14427
	Screw-on rubber door stop	1	1	10629
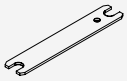	Suspension assembly locking wrench	1	1	14861

Running tracks

		mm (inch)	No.
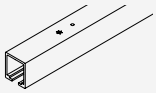	Running track, aluminum, anodized, pre-drilled	2,500 (8' 2 7/16'')	14866
		3,000 (9' 10 1/8 '')	14867
		4,000 (13' 1 15/32'')	14868
		6,000 (19' 8 7/32'')	14869
		cut to size	14871

Guide tracks

		mm (inch)	No.
	Guide track, for groove mounting, plastic, 10-piece set	1,300 (4' 3 3/16'')	14540

Soft close SoftMove 120
For soft closing in opening and closing direction order 2 sets.

		No.
	Soft close SoftMove 120	25988

Angled profiles for wall mounting

		mm (inch)	No.
	Angled profile for wall mounting, aluminum, anodized, pre-drilled	4,000 (13' 1 15/32'')	25327
		6,000 (19' 8 7/32'')	25328
		cut to size	25329

Individual components to angled profile

		No.
	Set for wall mounting, track length up to 2000 mm (6' 6 3/4 ''), 10-piece set	19041
	Cover cap to angled profile, metal, chrome-plated, matt, suitable to both sides	25335
	Connecting pins to profiles, 2-piece set	21347

Hawa Adapto 120 concrete casting system, without fixed glazing

	No.
Inset profile for concrete surfaces Hawa Adapto 120, without fixed glass, 3000 mm (9'10 1/8")	20218
Inset profile for concrete surfaces Hawa Adapto 120, without fixed glass, 4000 mm (13'1 15/32")	20219

Set consisting of:

		mm (inch)	20218	20219	No.
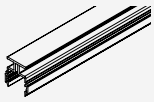	Inset profile for concrete surfaces, without fixed glass, aluminum	3,000 (9' 10 1/8 '')	1		20093
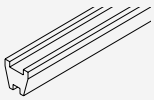	Polystyrene insert, 1000 mm (3'3 1/4 "), without fixed glass	1,000 (3' 3 3/8 '')	3	4	19419
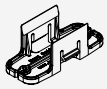	Assembly clips, without fixed glass plastic, black		4	5	19346
	Cover cap, without fixed glass, plastic, gray		2	2	19368
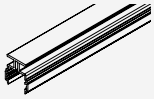	Inset profile for concrete surfaces, without fixed glass, aluminum	4,000 (13' 1 15/32'')		1	20091

Assembly set for Hawa Adapto 120

	No.
Assembly set, with countersunk head screw, length up to 2500 mm (8'2 7/16")(8'2 7/16")	22841
Assembly set, with countersunk head screw, length 2501–4000 mm (8'2 15/32"–13'1 15/32")	22842
Assembly set, with countersunk head screw, length 4001–6000 mm (13'1 17/32"– 19'8 7/32")	22843

Set consisting of:

		22841	22842	22843	No.
	Distance plate, plastic, 1 mm (1/32")	2	2	3	19398
	Distance plate, plastic, 2 mm (3/32")	2	2	3	19399
	Distance plate, plastic, 3 mm (1/8")	2	2	3	19400
	Distance plate, plastic, 5 mm (3/16")	4	4	6	19401
	Special countersunk screws, 6x21 mm, 10-piece set	1	2	3	22844

Accessories

		No.
	Cover cap, chrome-plated, matt, suitable to both sides	25332
	Bottom door stopper, with centering, stainless steel look	21473
	Bottom door stopper, with centering, chrome-plated, matt	20773
	Hawa assembly wegde, for 1 door	15770
	Bottom guide, rattle proof, groove width 10 mm (13/32"), plastic, black, 10-piece set	25958

Subject to technical modifications. Metric specifications are exact. Inches are approximate.

Hawa Junior 120 angled profile for wall mounting

The intelligent wall mounting with the new angled profile for Hawa Junior running tracks for a door weight of up to 120 kg (264 lbs.).

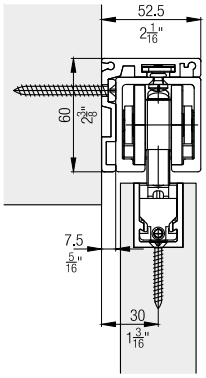

Hawa Adapto 120 concrete casting system

The Hawa Adapto 120 concrete casting system can be easily and efficiently integrated into the building shell and allows Hawa Junior 120 running tracks to be installed flush with the ceiling.

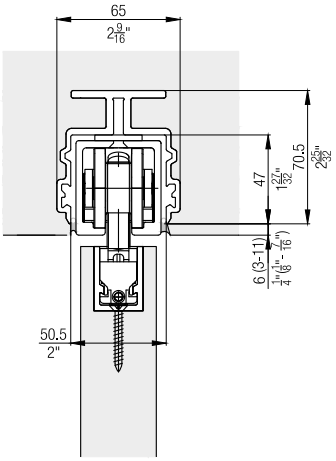

Hawa Confort 120

The convenient solution for inadequate fastening options in brittle sub-floors or in the area of floor heating. This bottom guide is mounted on the wall. Details and accessories from page 476.

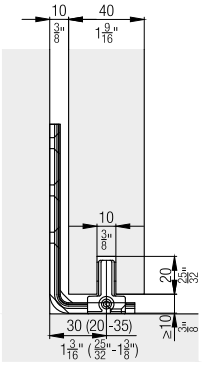

Mounting wedge

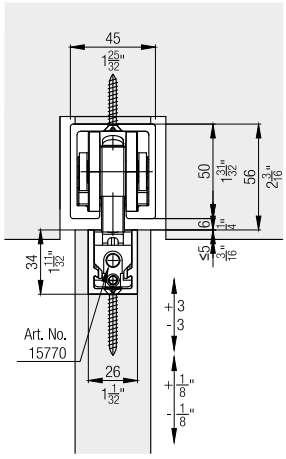

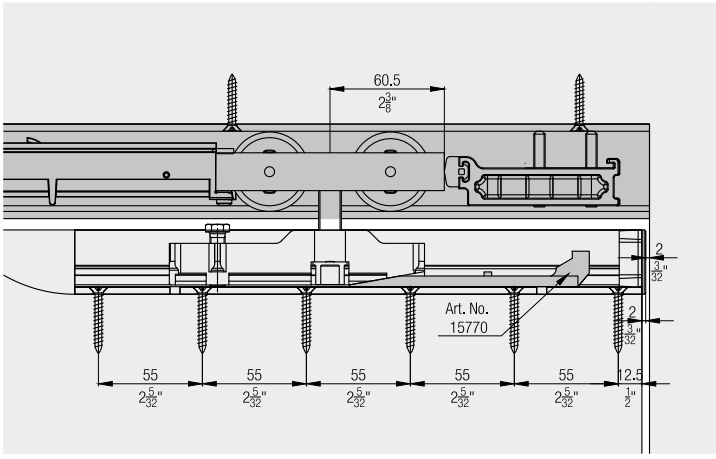

SoftMove 120 soft closing mechanism

Completely integrated into the running track, the SoftMove decelerates sliding doors and draws them into their final position.

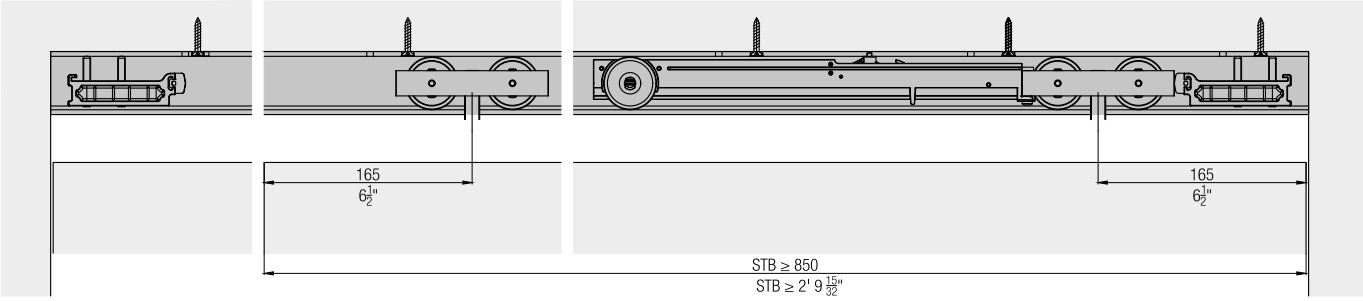

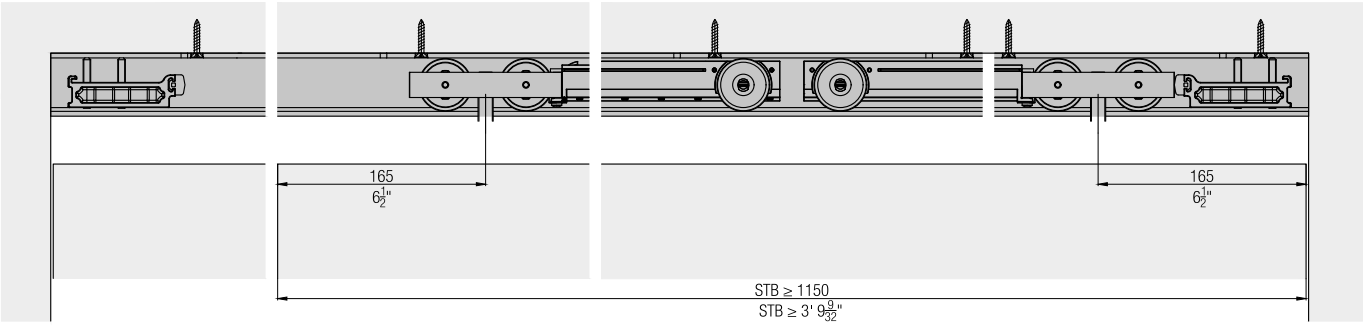

Accessories
- Hawa Junior bottom guides for wall mounting from page 476
- Lock solutions from page 479
- General accessories from page 487

Planning/execution
Further information about the product can be found on www.hawa.com.

Subject to technical modifications. Metric specifications are exact. Inches are approximate.

Fitting for top-running wooden doors up to 120 kg (264 lbs.), with surface mounted running track or running track flush with the ceiling. Optionally with soft and self closing mechanism. Wall or ceiling mounting. Wall pocket solution.

Product highlights

Flexibility The running track can be installed and removed at any time

Aesthetics Thanks to integrated spring stop with Push-to-open function, there are no visible hardware components, door milling grooves or spring handles at the edge of the door



Technical specifications

Max.	120 kg (264 lbs.)
Max.	4000 mm (13'1 15/32'')
Max.	1500 mm (4'11 1/16'')
	35–80 mm (1 3/8'' to 3 5/32'')

Installation examples

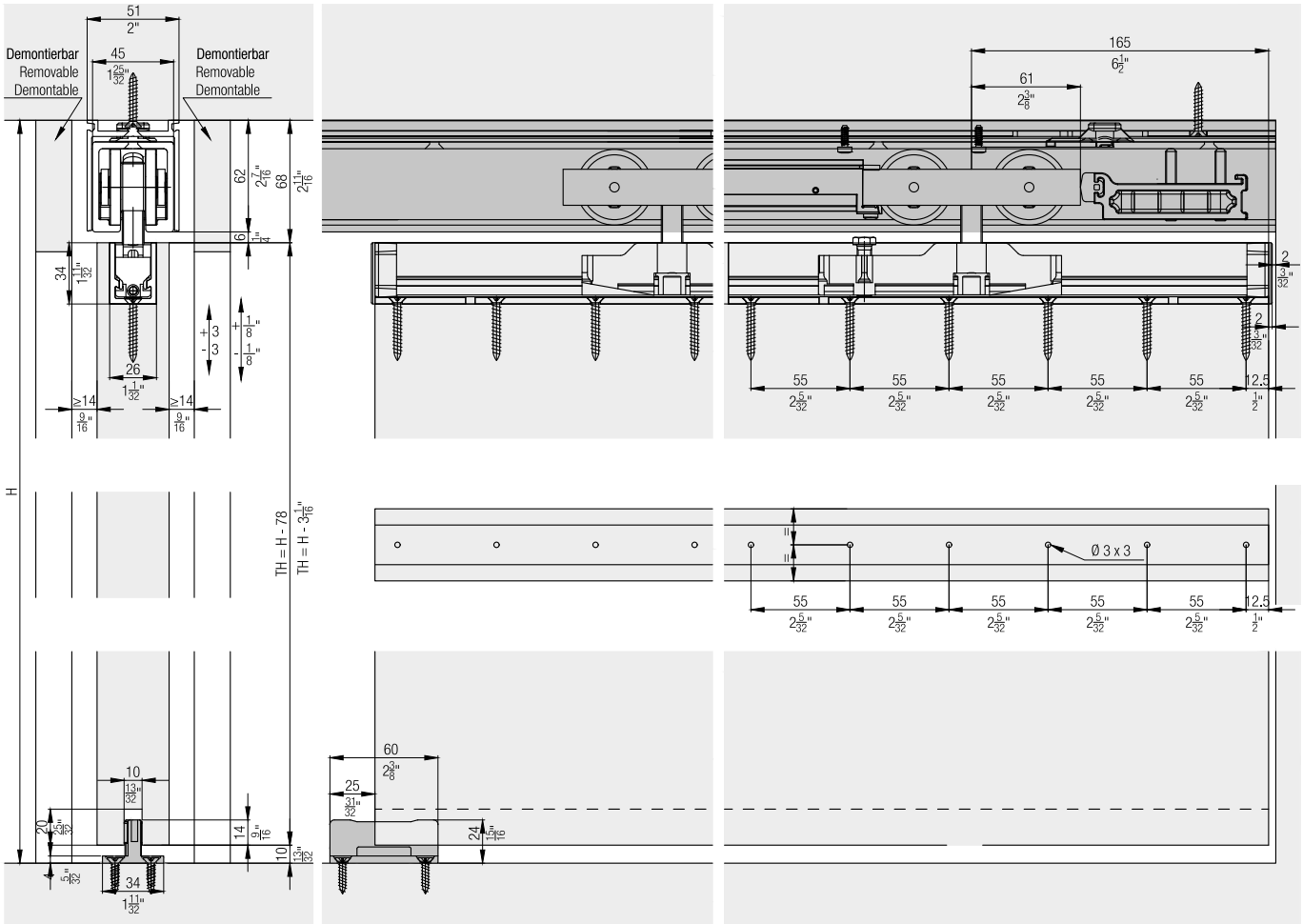

Set for 1 wooden door up to 120 kg (264 lbs.)

	No.
Hawa Junior 120 B, for 1 door	25908

Set consisting of:

		25908	No.
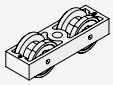	Two-wheeled running gear, M12, plastic wheels	2	25900
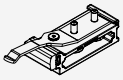	Track stopper, with adjustable retention spring	1	14858
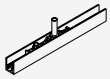	Suspension profile, with plate M12	2	14934
	Cover cap for glass suspension profile, plastic, anthracite	2	20907
	Bottom guide, zero tolerance, groove width 10 mm (13/32"), plastic black	1	14427
	Screw-on rubber door stop	1	10629
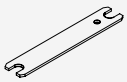	Suspension assembly locking wrench	1	14861

Running tracks

		mm (inch)	No.
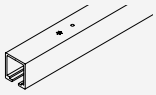	Running track, aluminum, anodized, pre-drilled	2,500 (8' 2 7/16'')	14866
		3,000 (9' 10 1/8 '')	14867
		cut to size	14871

Guide tracks

		mm (inch)	No.
	Guide track, for groove mounting, plastic, 10-piece set	1,300 (4' 3 3/16'')	14540

Assembly set

	No.
Set for mountable and demountable running track, up to 2500 mm (8'2 7/16")	25994
Set for mountable and demountable running track, up to 3000 mm (9'10 1/8")	25996

Set consisting of:

		mm (inch)	25994	25996	No.
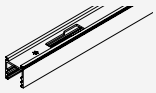	Retainer profile with a bayonet lock, aluminum, anodized	2,535 (8' 3 13/16'')	1		25915
	Small parts to retainer profile, 7-piece set		1		25993
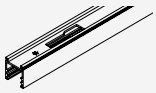	Retainer profile with a bayonet lock, aluminum, anodized	3,035 (9' 11 1/2 '')		1	25916
	Small parts to retainer profile, 9-piece set			1	25995

Panels

		mm (inch)	No.
	Clip-on panel, for fascia mounting, aluminum, anodized	2,000 (6' 6 3/4 '')	25986
		cut to size	27692

Soft close SoftMove 120
For soft closing in opening and closing direction order 2 sets.

		No.
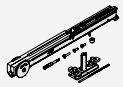	Soft close SoftMove 120	25988

Accessories

		No.
	Spring loaded door stop for door weight up to 120 kg	27202
	Bottom guide, rattle proof, groove width 10 mm (13/32"), plastic, black, 10-piece set	25958

Subject to technical modifications. Metric specifications are exact. Inches are approximate.

Further installation examples

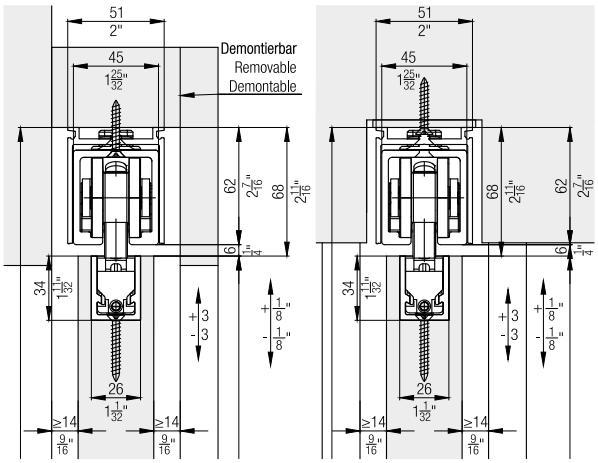

Calculations of running track length

The length of the running track must be shorter than the diagonal clearance (P2) by at least 100 mm (3 15/16'').

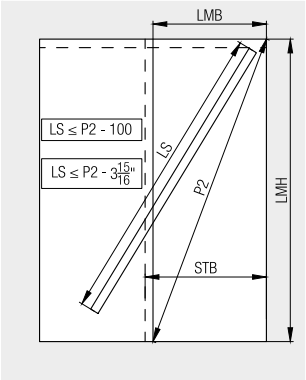

LMB = inside clearance
LMH = inside height
STB = sliding door width
P2 = diagonal clearance
LS = running track

Calculations of door width

The following factors affect the calculation of the width of the sliding door:
– Open or closed guide groove
– Construction with or without spring stop (27202)

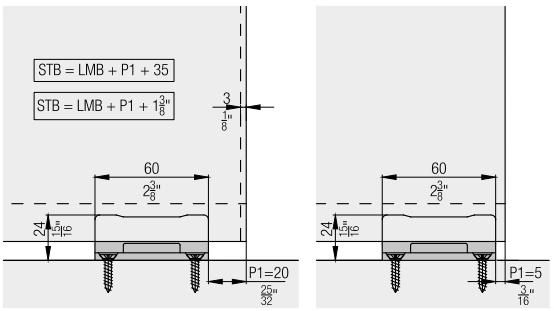

Facing for the retainer profile

The optional clip-on panel made of aluminum can be clipped onto the retainer profile without additional fixing components. For invisible fastening of the lintel panelling, there is the option of covering the clip panel on site, using panels up to 40 mm (1 9/16'') thick.

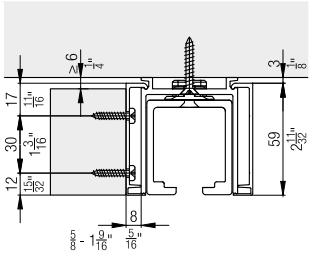

Spring stop

The specially developed spring stop for ejecting the door is integrated into the running track without visible fittings on the door edge.

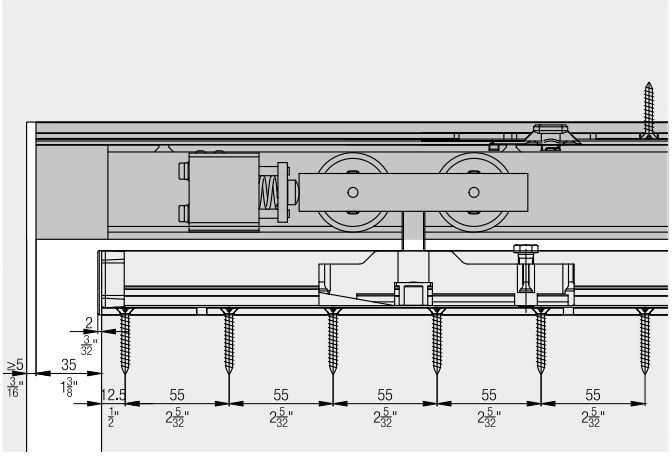

SoftMove 120 soft closing mechanism

Completely integrated into the running track, the SoftMove decelerates sliding doors and draws them into their final position.

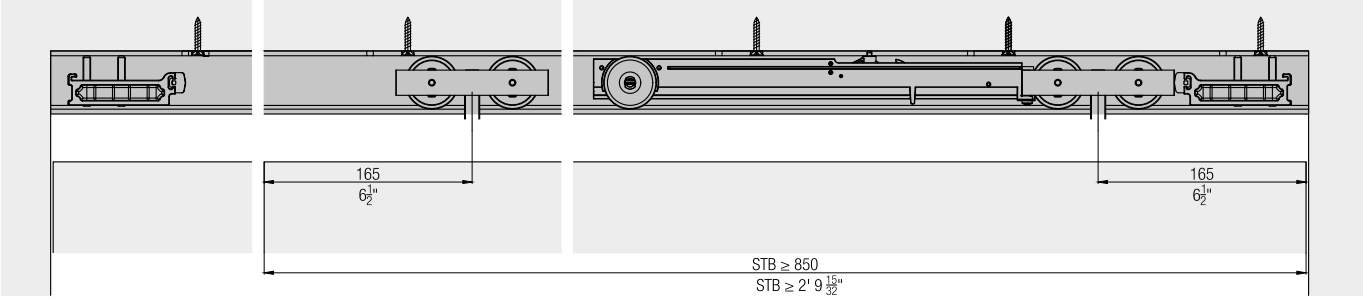

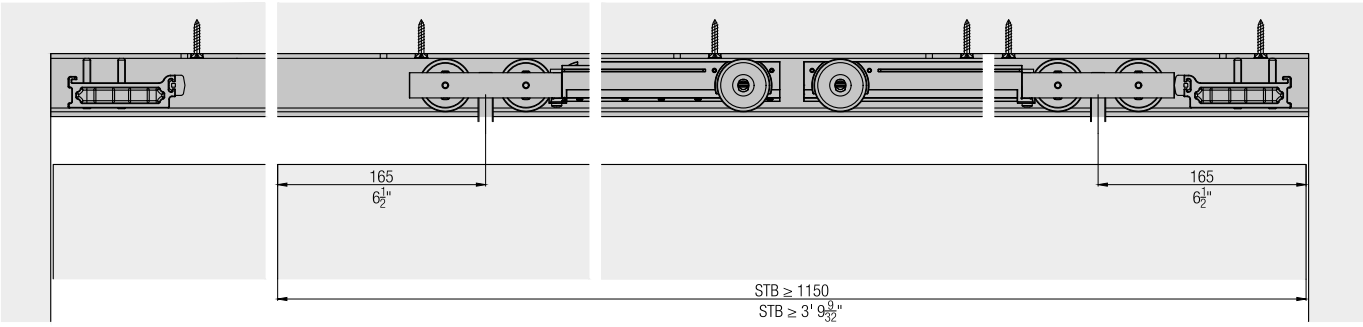

Accessories

- Hawa Junior bottom guides for wall mounting from page 476
- Lock solutions from page 479
- General accessories from page 487

Planning/execution

Further information about the product can be found on www.hawa.com.

Subject to technical modifications. Metric specifications are exact. Inches are approximate.

Fitting for top-running wooden doors up to 160 kg (352 lbs.), with surface mounted running track.Ceiling mounting.

Product highlights

Comfort High quality, long-lasting friction bearing for quiet, smooth running, even with heavier weights

Flexibility Steel suspension bracket for screw fixing or welding

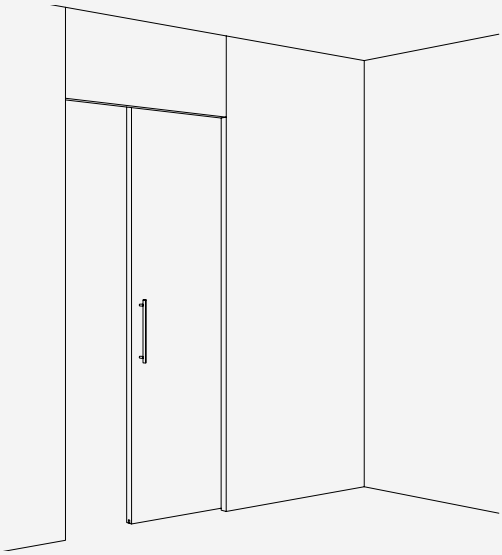

Technical specifications

Max.	160 kg (352 lbs.)
Max.	4000 mm (13'1 15/32'')
Max.	3000 mm (9'10 1/8'')
	35–80 mm (1 3/8'' to 3 5/32'')

Installation examples

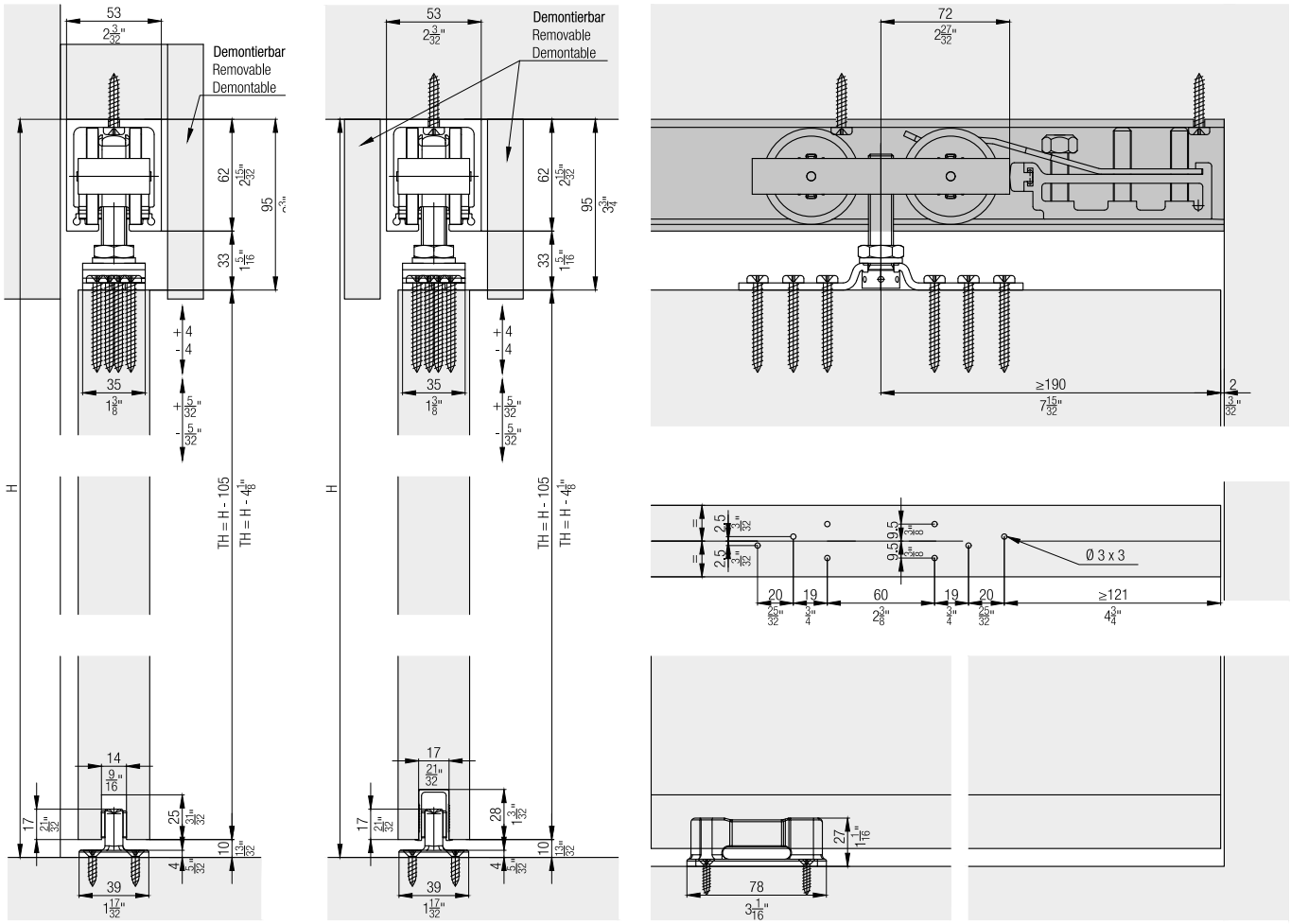

Set for 1 wooden door up to 160 kg (352 lbs.)

	No.
Hawa Junior 160 A, for 1 door	11703
Hawa Junior 160 A, with 2 track stoppers, for 1 door	26043

Set consisting of:

		11703	26043	No.
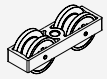	Running gear, 2-wheeled, M14, plastic wheels	2	2	10416
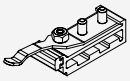	Stopper, with adjustable retention spring	1	2	10639
	Top fixing plate, with suspension bolt M14 and fixing screws	2	2	10478
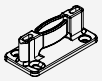	Bottom guide, zero tolerance, groove width 14 mm (9/16"), plastic	1	1	14711
	Rubber buffer, 29x11 mm (1 5/32"x7/16"), for screw fixing	1	1	13114

Running tracks

		mm (inch)	No.
	Running track, aluminum, anodized, pre-drilled	3,000 (9' 10 1/8 '')	24608
		4,000 (13' 1 15/32'')	24607
		5,000 (16' 4 27/32'')	24606
		6,000 (19' 8 7/32'')	24605
		cut to size	24609

Guide tracks

		mm (inch)	No.
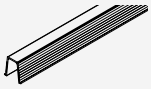	Guide track, for groove mounting, plastic, 5-piece set	3,000 (9' 10 1/8 '')	14963

Accessories

		No.
	Bottom door stopper, with centering, stainless steel look	21473
	Bottom door stopper, with centering, chrome-plated, matt	20773
	Connecting pins to profiles, 2-piece set	21347

Hawa Confort 160

The convenient solution for inadequate fastening options in brittle sub-floors or in the area of floor heating. This bottom guide is mounted on the wall. Details and accessories from page 476.

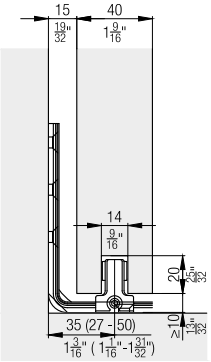

Accessories
- Hawa Junior bottom guides for wall mounting from page 476
- Lock solutions from page 479
- General accessories from page 487

Planning/execution
Further information about the product can be found on www.hawa.com.

Subject to technical modifications. Metric specifications are exact. Inches are approximate.

Fitting for top-running wooden doors up to 160 kg (352 lbs.), with surface mounted running track or running track flush with the ceiling. Ceiling mounting. Minimal installation height.

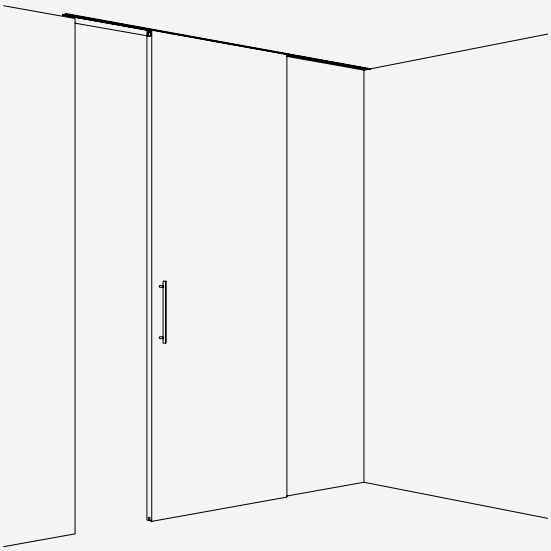

Product highlights

Aesthetics Low installation height – only minimal gap between door and running track

Productivity Interlocking of the suspension at the front edge is possible

Technical specifications

Max.	160 kg (352 lbs.)
Max.	4000 mm (13'1 15/32'')
Max.	3000 mm (9'10 1/8'')
	35–80 mm (1 3/8'' to 3 5/32'')

Installation examples

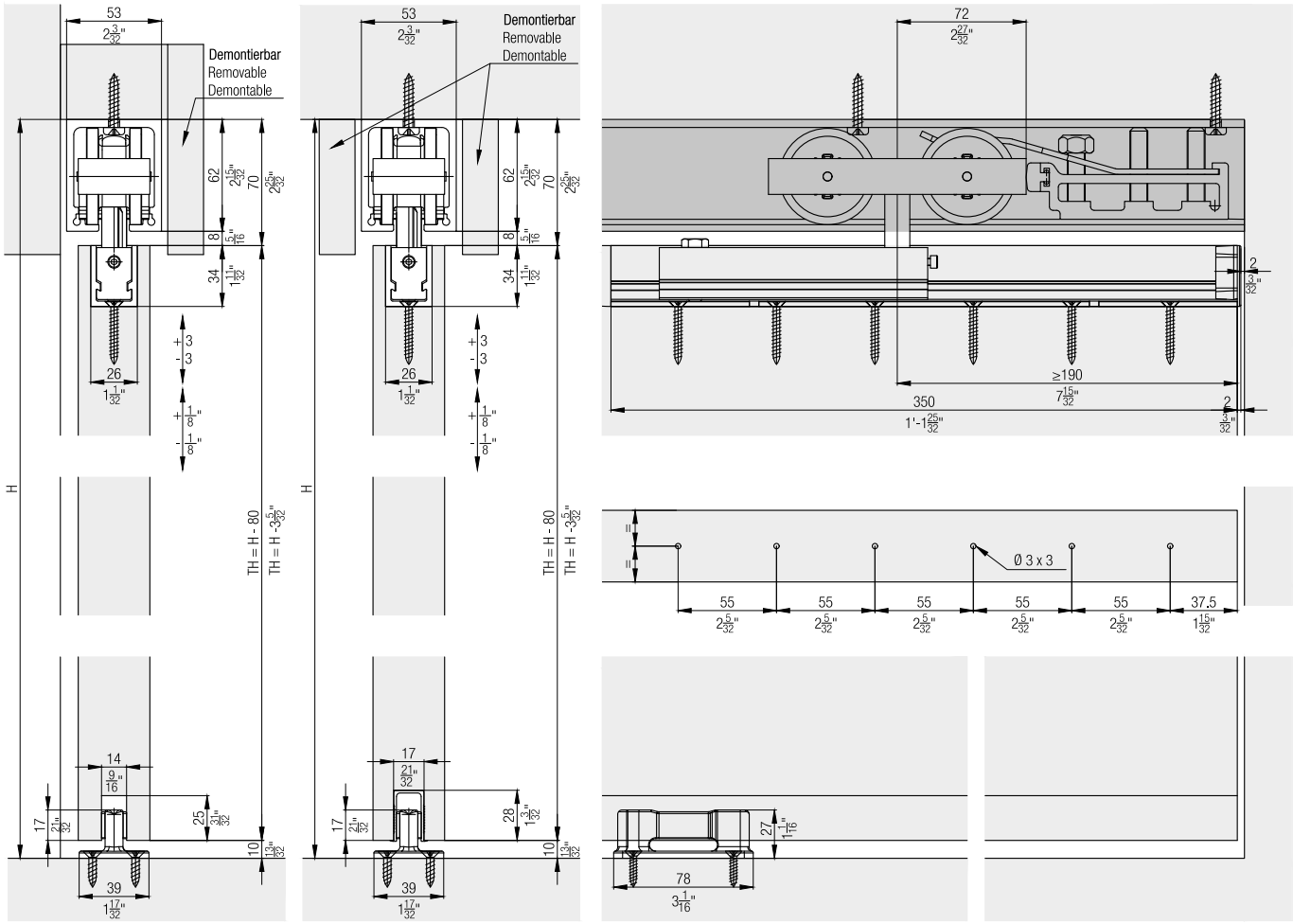

Set for 1 wooden door up to 160 kg (352 lbs.)

	No.
Hawa Junior 160 B, for 1 door	11695
Hawa Junior 160 B, with 2 track stoppers, for 1 door	26044

Set consisting of:

		11695	26044	No.
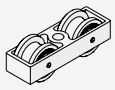	Running gear, 2-wheeled, plastic, with suspension bolt M14	2	2	10424
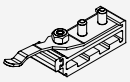	Stopper, with adjustable retention spring	1	2	10639
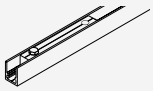	Suspension profile, with plate M14	2	2	10491
	Cover cap for glass suspension profile, plastic, anthracite	2	2	20907
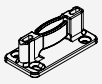	Bottom guide, zero tolerance, groove width 14 mm (9/16"), plastic	1	1	14711
	Rubber buffer, 29x11 mm (1 5/32"x7/16"), for screw fixing	1	1	13114

Running tracks

		mm (inch)	No.
	Running track, aluminum, anodized, pre-drilled	3,000 (9' 10 1/8 '')	24608
		4,000 (13' 1 15/32'')	24607
		5,000 (16' 4 27/32'')	24606
		6,000 (19' 8 7/32'')	24605
		cut to size	24609

Guide tracks

		mm (inch)	No.
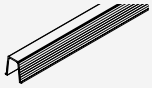	Guide track, for groove mounting, plastic, 5-piece set	3,000 (9' 10 1/8 '')	14963

Suspension profiles
For better distribution of the door weight, we recommend a continuous suspension profile for heavy sliding doors.

		mm (inch)	No.
	Multi purpose suspension and retainer profile, aluminum, anodized, pre-drilled	6,500 (21' 3 29/32'')	10346
		cut to size	10347

Accessories

		No.
	Bottom door stopper, with centering, stainless steel look	21473
	Bottom door stopper, with centering, chrome-plated, matt	20773
	Connecting pins to profiles, 2-piece set	21347

Hawa Confort 160
The convenient solution for inadequate fastening options in brittle sub-floors or in the area of floor heating. This bottom guide is mounted on the wall. Details and accessories from page 476.

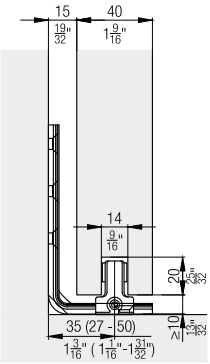

Accessories
- Hawa Junior bottom guides for wall mounting from page 476
- Lock solutions from page 479
- General accessories from page 487

Planning/execution
Further information about the product can be found on www.hawa.com.

Subject to technical modifications. Metric specifications are exact. Inches are approximate.

Fitting for top-running wooden doors up to 250 kg (551 lbs.), with surface mounted running track.Ceiling mounting.

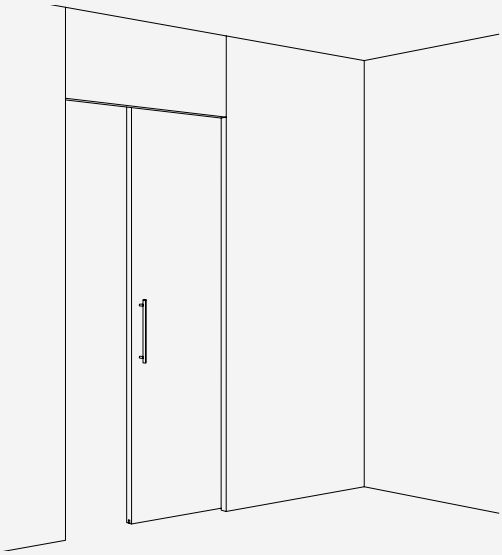

Product highlights

Comfort High quality, long-lasting friction bearing for quiet, smooth running, even with heavier weights

Flexibility Steel suspension bracket for screw fixing or welding

Technical specifications

Max.	250 kg (551 lbs.)
Max.	4000 mm (13'1 15/32'')
Max.	3000 mm (9'10 1/8'')
	35–80 mm (1 3/8'' to 3 5/32'')

Installation examples

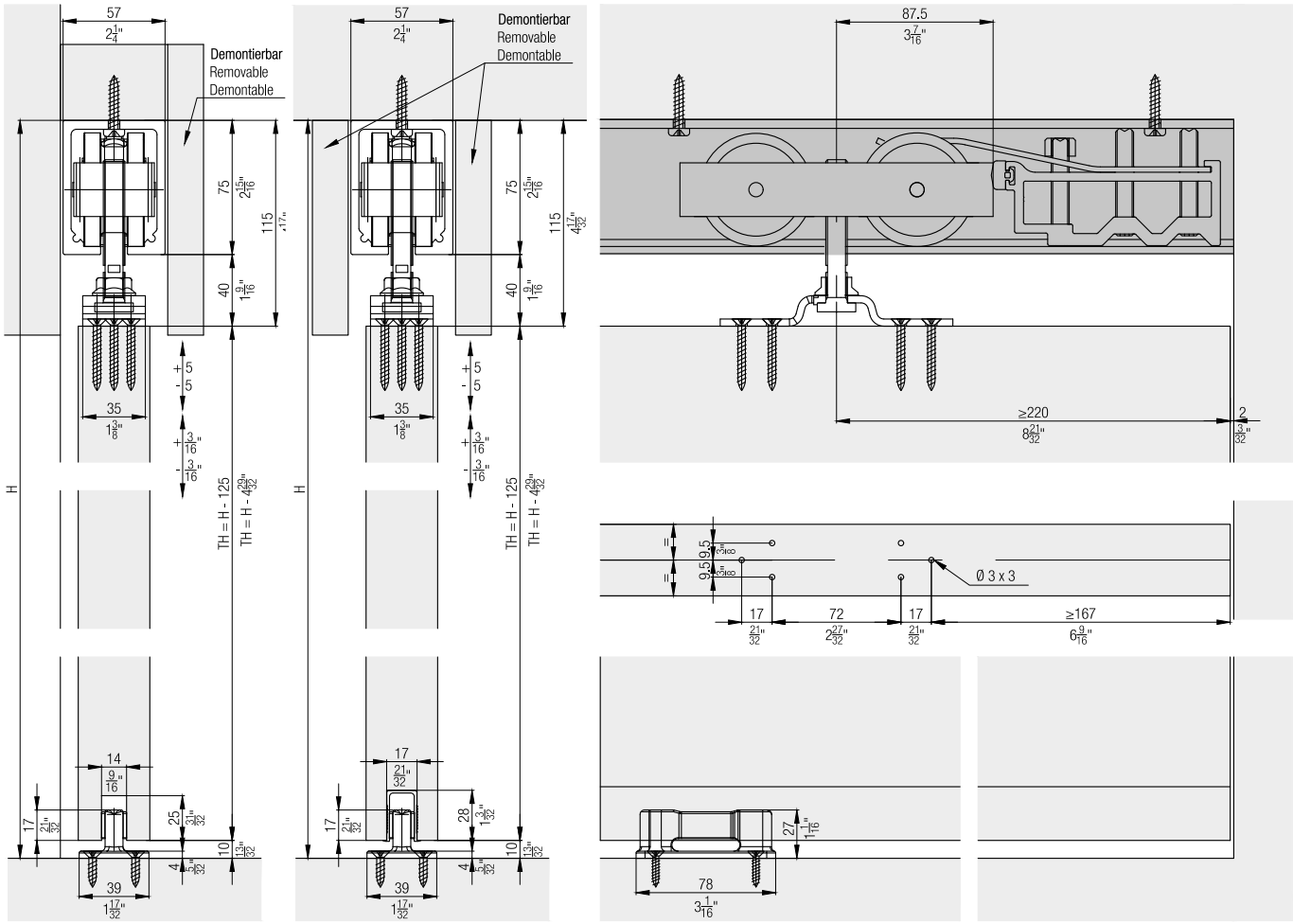

Set for 1 wooden door up to 250 kg (551 lbs.)

	No.
Hawa Junior 250 A, for 1 door	20999
Hawa Junior 250 A, with 2 track stoppers, for 1 door	26045

Set consisting of:

		20999	26045	No.
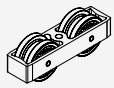	Two-wheeled running gear, M12, plastic wheels	2	2	20731
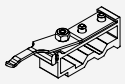	Track stopper, with adjustable retention spring	1	2	20995
	Top fixing plate, with suspension bolt M12 and fixing screws	2	2	20992
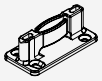	Bottom guide, zero tolerance, groove width 14 mm (9/16"), plastic	1	1	14711
	Rubber buffer, 29x11 mm (1 5/32"x7/16"), for screw fixing	1	1	13114
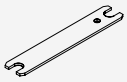	Suspension assembly locking wrench	1	1	14861

Running tracks

		mm (inch)	No.
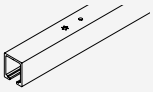	Running track, aluminum, anodized, pre-drilled	4,000 (13' 1 15/32'')	20988
		6,000 (19' 8 7/32'')	20612
		cut to size	20990

Guide tracks

		mm (inch)	No.
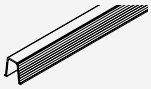	Guide track, for groove mounting, plastic, 5-piece set	3,000 (9' 10 1/8 '')	14963

Accessories

		No.
	Bottom door stopper, with centering, stainless steel look	21473
	Bottom door stopper, with centering, chrome-plated, matt	20773
	Connecting pins to profiles, 2-piece set	21347

Hawa Confort 160

The convenient solution for inadequate fastening options in brittle sub-floors or in the area of floor heating. This bottom guide is mounted on the wall. Details and accessories from page 476.

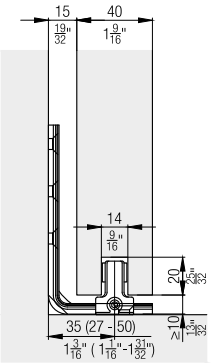

Accessories
- Hawa Junior bottom guides for wall mounting from page 476
- General accessories from page 487

Planning/execution
Further information about the product can be found on www.hawa.com.

Subject to technical modifications. Metric specifications are exact. Inches are approximate.

Fitting for top-running wooden doors up to 250 kg (551 lbs.), with surface mounted running track or running track flush with the ceiling. Ceiling mounting. Minimal installation height.

Product highlights

Aesthetics Low installation height – only minimal gap between door and running track

Comfort High quality, long-lasting friction bearing for quiet, smooth running, even with heavier weights

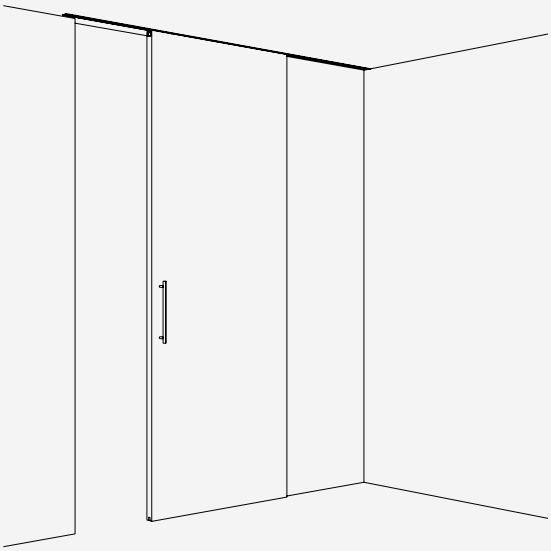

Technical specifications

Max.	250 kg (551 lbs.)
Max.	4000 mm (13'1 15/32'')
Max.	3000 mm (9'10 1/8'')
	35–80 mm (1 3/8'' to 3 5/32'')

Installation examples

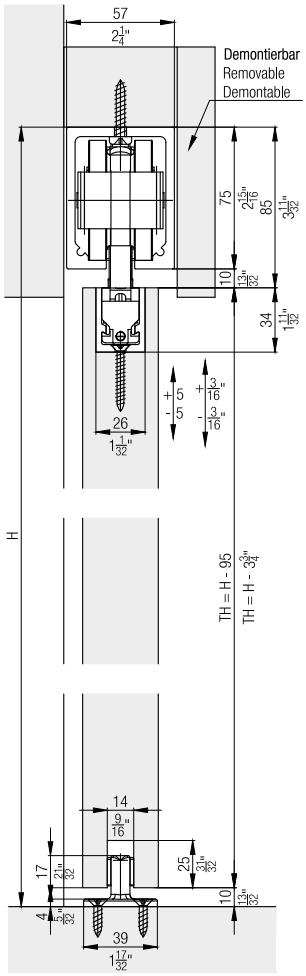

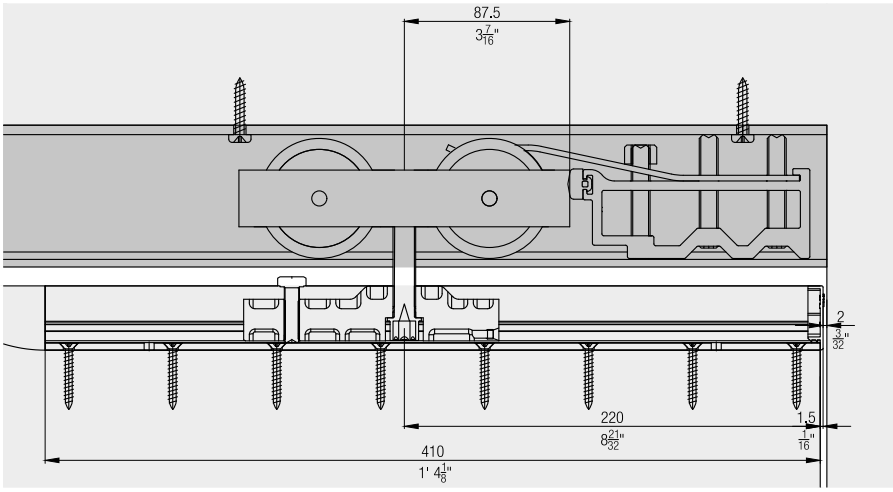

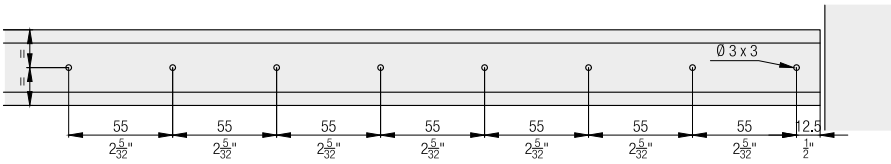

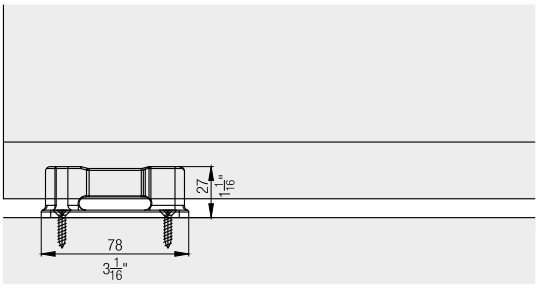

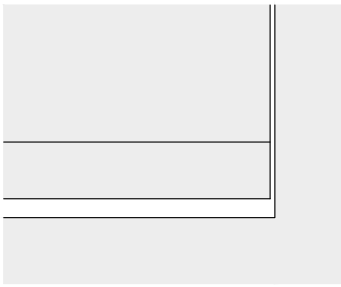

Set for 1 wooden door up to 250 kg (551 lbs.)

	No.
Hawa Junior 250 B, for 1 door	21001
Hawa Junior 250 B, with 2 track stoppers, for 1 door	26046

Set consisting of:

		21001	26046	No.
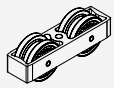	Two-wheeled running gear, M12, plastic wheels	2	2	20731
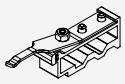	Track stopper, with adjustable retention spring	1	2	20995
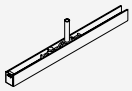	Suspension profile, 410 mm (1'4 5/32"), plate with screw M12	2	2	21005
	Cover cap for glass suspension profile, plastic, anthracite	2	2	20907
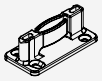	Bottom guide, zero tolerance, groove width 14 mm (9/16"), plastic	1	1	14711
	Rubber buffer, 29x11 mm (1 5/32"x7/16"), for screw fixing	1	1	13114
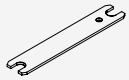	Suspension assembly locking wrench	1	1	14861

Running tracks

		mm (inch)	No.
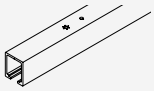	Running track, aluminum, anodized, pre-drilled	4,000 (13' 1 15/32'')	20988
		6,000 (19' 8 7/32'')	20612
		cut to size	20990

Guide tracks

		mm (inch)	No.
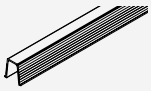	Guide track, for groove mounting, plastic, 5-piece set	3,000 (9' 10 1/8 '')	14963

Suspension profiles

For better distribution of the door weight, we recommend a continuous suspension profile for heavy sliding doors.

		mm (inch)	No.
	Multi purpose suspension and retainer profile, aluminum, anodized, pre-drilled	6,500 (21' 3 29/32'')	10346
		cut to size	10347

Accessories

		No.
	Bottom door stopper, with centering, stainless steel look	21473
	Bottom door stopper, with centering, chrome-plated, matt	20773
	Hawa assembly wegde, for 1 door	15770
	Connecting pins to profiles, 2-piece set	21347

Subject to technical modifications. Metric specifications are exact. Inches are approximate.

Further installation examples

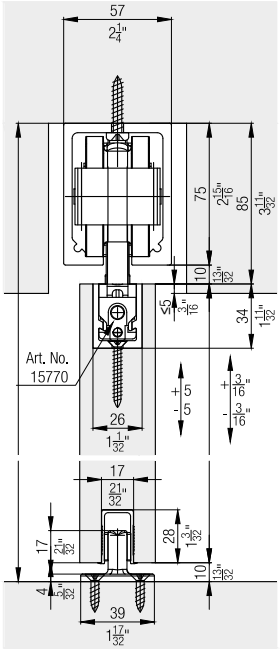

Hawa Confort 160

The convenient solution for inadequate fastening options in brittle sub-floors or in the area of floor heating. This bottom guide is mounted on the wall. Details and accessories from page 476.

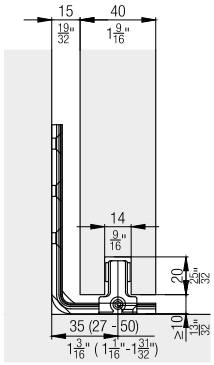

Accessories
- Hawa Junior bottom guides for wall mounting from page 476
- General accessories from page 487

Planning/execution
Further information about the product can be found on www.hawa.com.

Hawa Porta
for wooden sliding doors
Comfortable sliding can be so easy

Hawa Porta fitting systems provide functional, well thought-out and installation-friendly sliding solutions for many usage situations in any weight class. Regardless of whether it is integrated in the wall or ceiling, or as a pocket solution. The Hawa Porta is also a force to be reckoned with as far as wooden doors are concerned: Anyone who plans with it will appreciate the minimal installation dimensions of the running tracks and the modular system for variable applications in different weight classes, and even with different systems. Anyone who installs it will benefit from the efficient installation, continuous adjustments and economic storage. Any anyone who uses the fitting every day enjoys the good running characteristics, the comfort of its integrated soft closing system, the long service life and the elegant panelling.

Area of application

Expedient, flexible sliding solutions for high-quality interior design in private and public buildings, such as entrance doors to walk-in closets, as a large-area separating door between the dining and living area and as a door for any kind of room partitioning.

System advantages

Flexibility	**Versatile, rational combination options** by means of multiple use of fittings
Productivity	**Efficient, easy installation** and **convenient adjustment** **Minimal amount of door processing** required
Comfort	Running gears with ball bearings for **high degree of operating convenience** **Soft closing mechanism integrated** in running track
Aesthetics	**Elegant profiles, invisible technology** and **wide range of design versions** for wall and ceiling mounting

Technical specifications

	Max.	40/45/60/100/300/600 kg
	Max.	6000 mm
	Max.	5000 mm
		18–100 mm

Good to know (accessories)

- Soft and self closing mechanism
- Addition for 2 synchronously running doors
- Sliding door with Hawa Porta Acoustics sound attenuation

Installation examples

Hawa Porta 100 H

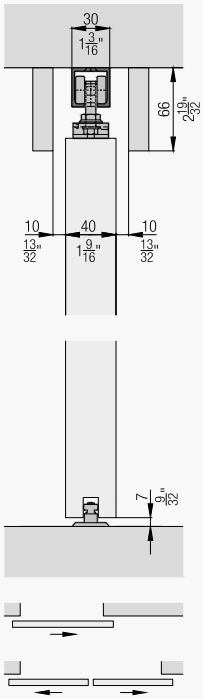

Hawa Porta 100 HC

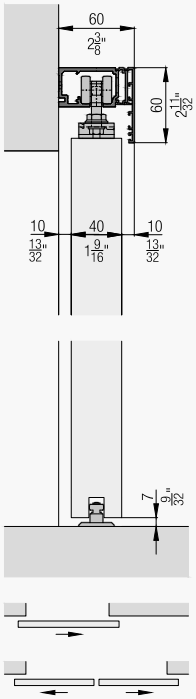

Hawa Porta 100 HM

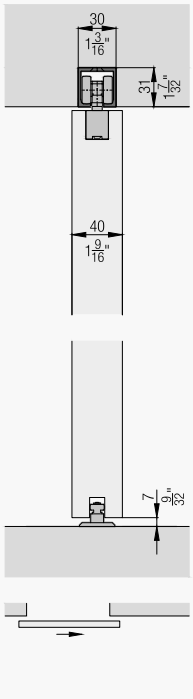

Hawa Porta 100 HMD

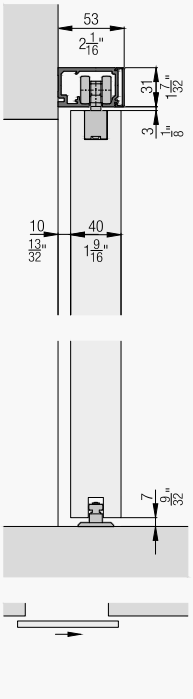

Hawa Porta 100 HMT

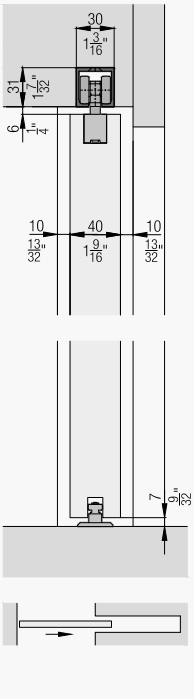

Hawa Porta 100 HMT Pocket Acoustics

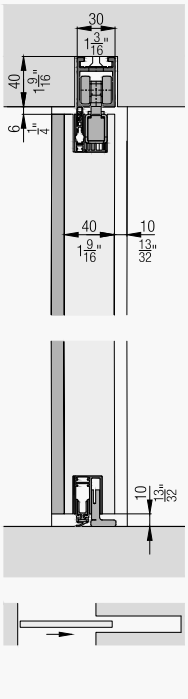

Product range

Hawa Porta 45 H
Hawa Porta 60 H
Hawa Porta 300 H
Hawa Porta 600 H

Hawa Porta 40 HC
Hawa Porta 60 HC
Hawa Porta 100 HC

Hawa Porta 60 HM
Hawa Porta 100 HM

Hawa Porta 60 HMD
Hawa Porta 100 HMD

Hawa Porta 60 HMT Pocket
Hawa Porta 100 HMT Pocket

Hawa Porta 60 HMD Acoustics
Hawa Porta 100 HMD Acoustics
Hawa Porta 60 HMT Pocket Acoustics
Hawa Porta 100 HMT Pocket Acoustics

Fitting for top-running wooden doors up to 40 kg (88 lbs.), with surface mounted running track. Optionally with soft and self closing mechanism. Wall mounting.

Product highlights

Flexibility Multi-faceted product range, same parts for wooden and glass solutions

Productivity No door processing, continuous adjustment for minimal production times

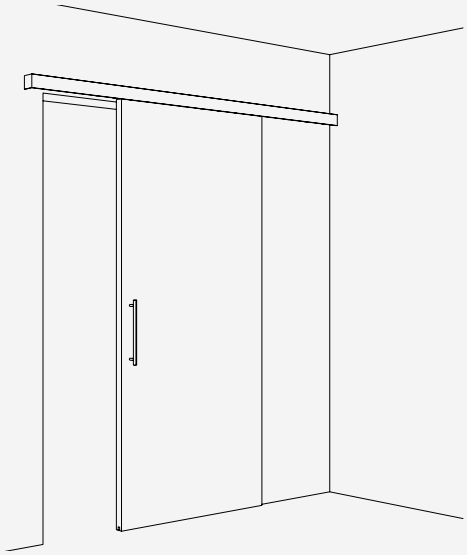

Technical specifications

Max.	40 kg (88 lbs.)
Max.	2200 mm (7'2 5/8'')
Max.	1000 mm (3'3 3/8'')
	18–30 mm (23/32'' to 1 3/16'')

Installation examples

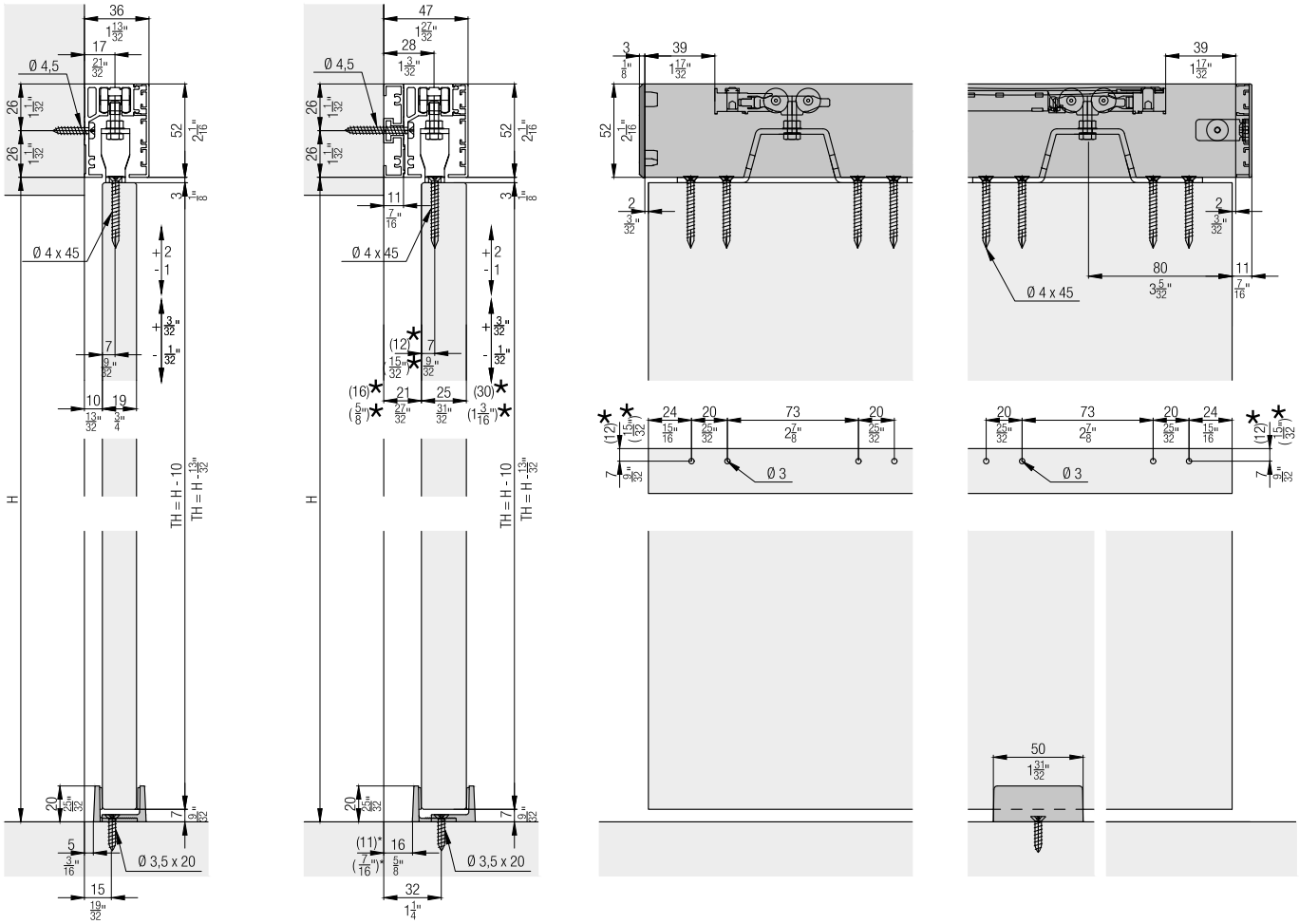

Subject to technical modifications. Metric specifications are exact. Inches are approximate.

Set for wall mounting, for 1 wooden door up to 40 kg (88 lbs.)

	No.
Hawa Porta 40 H, for 1 door	057.3168.071

Set consisting of:

		057.3168.071	No.
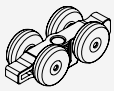	Running gear, plain bearings, rollers, plastic, white	2	057.3149.071
	Stopper, plastic, gray	2	057.3148.071
	Hexagon screw, M5x18 mm (3/16"x23/32"), steel, zinc-plated	2	600.0000.646
	Prevailing torque, M5, steel, zinc-plated	2	600.0000.459
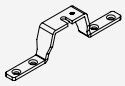	Support bracket, steel, zinc-plated	2	057.3165.101
	Countersunk head screw, 4x45 mm (5/32"x1 25/32"), steel, zinc-plated	8	600.0000.727
	Bottom guide, left, plastic, gray	1	057.3167.072
	Bottom guide, right, plastic, gray	1	057.3167.071
	Countersunk head screw, 3.5x20 mm (5/32"x25/32"), steel, zinc-plated	1	600.0000.728

Set for wall mounting, for 1 wooden door up to 40 kg (88 lbs.)

	No.
Hawa Porta 40 H, for 1 door, incl. soft close and tracks, L= 2000 mm (6' 6 3/4")	057.3168.072

Set consisting of:

		mm (inch)	057.3168.072	No.
	Soft close, up to 40 kg (88 lbs.), running gear premounted		2	057.3158.073
	Stopper with release piece to soft close		2	057.3151.071
	Hexagon screw, M5x18 mm (3/16"x23/32"), steel, zinc-plated		2	600.0000.646
	Prevailing torque, M5, steel, zinc-plated		2	600.0000.459
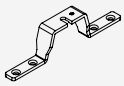	Support bracket, steel, zinc-plated		2	057.3165.101
	Countersunk head screw, 4x45 mm (5/32"x1 25/32"), steel, zinc-plated		8	600.0000.727
	Bottom guide, left, plastic, gray		1	057.3167.072
	Bottom guide, right, plastic, gray		1	057.3167.071
	Countersunk head screw, 3.5x20 mm (5/32"x25/32"), steel, zinc-plated		1	600.0000.728
	Cover cap, left, plastic, anthracite		1	053.3192.001
	Cover cap, right, plastic, anthracite		1	053.3192.002
	Track cleaner, plastic, red		1	040.3142.071
	Running track, aluminum, anodized, pre-drilled	2,000 (6' 6 3/4 ")	1	057.3146.200
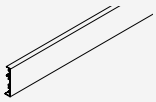	Clip-on panel, aluminum, anodized	2,000 (6' 6 3/4 ")	1	053.3195.200

Running tracks

		mm (inch)	No.
	Running track, aluminum, anodized, pre-drilled	6,000 (19' 8 7/32'')	057.3146.600
		cut to size	057.3146.990
	Running track, aluminum, stainless steel look, pre-drilled	6,000 (19' 8 7/32'')	057.3146.602
		cut to size	057.3146.992

Panels

		mm (inch)	No.
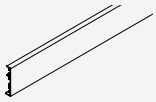	Clip-on panel, aluminum, anodized	6,000 (19' 8 7/32'')	053.3195.600
		cut to size	053.3195.990
	Clip-on panel, aluminum, stainless steel look	6,000 (19' 8 7/32'')	053.3195.602
		cut to size	053.3195.992

Spacer tracks

		mm (inch)	No.
	Spacer track, aluminum, anodized, pre-drilled	2,000 (6' 6 3/4 '')	057.3166.200
		cut to size	057.3166.990

Panel end component set, 36 mm (1 13/32''), aluminum

	No.
Panel end component set, 36 mm (1 13/32"), aluminum, left	057.3107.071
Panel end component set, 36 mm (1 13/32"), aluminum, right	057.3107.072

Set consisting of:

		057.3107.071	057.3107.072	No.
	Panel end component, left, aluminum, anodized	1		053.3195.901
	Bracker connector, steel, zinc-plated	1	1	057.3051.101
	Screw, M4x2.6 mm (5/32"x 1/8"), steel, zinc-plated	2	2	011.0101.171
	Panel end component, left, aluminum, stainless steel look		1	053.3195.902

Panel end component set, 47 mm (1 27/32''), aluminum

	No.
Panel end component set, 47 mm (1 27/32"), aluminum, left	057.3107.081
Panel end component set, 47 mm (1 27/32"), aluminum, right	057.3107.082

Set consisting of:

		057.3107.081	057.3107.082	No.
	Panel end component, 47 mm (1 27/32"), left, aluminum, anodized	1		057.3107.077
	Bracker connector, steel, zinc-plated	1	1	057.3051.101
	Screw, M4x2.6 mm (5/32"x 1/8"), steel, zinc-plated	2	2	011.0101.171
	Panel end component, 47 mm (1 27/32"), right, aluminum, anodized		1	057.3107.079

Panel end component set, 36 mm (1 13/32''), stainless steel effect

	No.
Panel end component set, 36 mm (1 13/32"), stainless steel look, left	057.3107.075
Panel end component set, 36 mm (1 13/32"), stainless steel look, right	057.3107.076

Set consisting of:

		057.3107.075	057.3107.076	No.
	Panel end component, left, aluminum, stainless steel look	1		053.3195.908
	Bracker connector, steel, zinc-plated	1	1	057.3051.101
	Screw, M4x2.6 mm (5/32"x 1/8"), steel, zinc-plated	2	2	011.0101.171
	Panel end component, right, aluminum, stainless steel look		1	053.3195.909

Subject to technical modifications. Metric specifications are exact. Inches are approximate.

Panel end component set, 36 mm (1 13/32''), plastic

	No.
End cap set, plastic, anthracite	053.3192.071
End cap set to spacer track 057.3166.200	057.3162.071

Set consisting of:		053.3192.071	057.3162.071	No.
	Cover cap, left, plastic, anthracite	1		053.3192.001
	Cover cap, right, plastic, anthracite	1		053.3192.002
	Cover cap to spacer track, plastic, anthracite		2	057.0187.001

Soft close

	No.
Soft close, up to 40 kg (88 lbs.)	057.3159.073

Set consisting of:		057.3159.073	No.
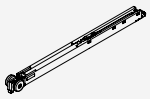	Soft close, up to 40 kg (88 lbs.)	2	057.3156.073
	Release piece soft close	2	057.0182.101
	Thread rolling rounded head screw, M2.5x5 mm (3/32"x3/16"), steel, zinc-plated	2	600.0000.764

Accessories

	No.
Track cleaner, plastic, red	040.3142.071

Calculations of panels

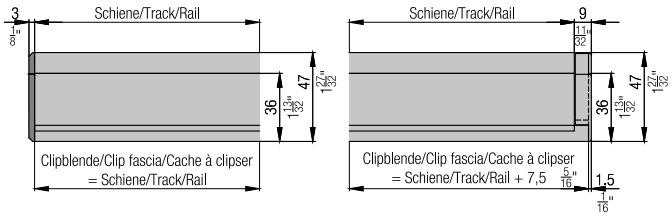

Soft close

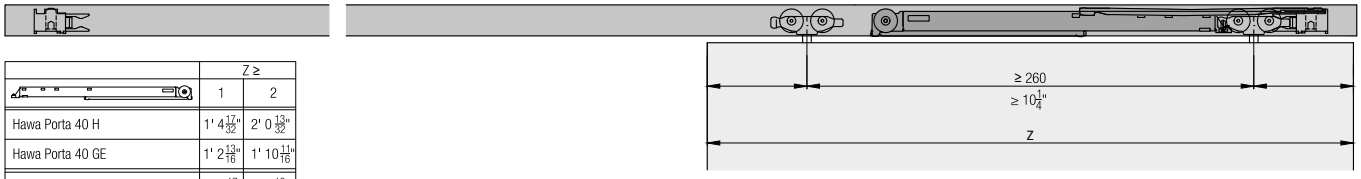

	Z ≥	
	1	2
Hawa Porta 40 H	1' 4 17/32"	2' 0 13/32"
Hawa Porta 40 GE	1' 2 13/16"	1' 10 11/16"
Hawa Clipo 26 H IS	1' 4 17/32"	2' 0 13/32"
Hawa Clipo 26 H MS	1' 6 1/32"	2' 1 29/32"
Hawa Clipo 36 H IS	1' 4 17/32"	2' 0 13/32"
Hawa Clipo 36 H MS	1' 6 1/32"	2' 1 29/32"
Hawa Clipo 36 HM IS	1' 4 17/32"	2' 0 13/32"
Hawa Clipo 26 GR IS	1' 4 17/32"	2' 0 13/32"
Hawa Clipo 36 G IS	1' 4 17/32"	2' 0 13/32"
Hawa Clipo 36 GPK IS	1' 4 17/32"	2' 0 13/32"
Hawa Clipo 36 GPPK IS	1' 4 17/32"	2' 0 13/32"
Hawa Regal C 26 HM IS	1' 4 17/32"	2' 0 13/32"
Hawa Regal C 26 GR IS	1' 3 3/4"	1' 11 5/8"

	Z ≥	
	1	2
Hawa Porta 40 H	420	620
Hawa Porta 40 GE	376	576
Hawa Clipo 26 H IS	420	620
Hawa Clipo 26 H MS	458	658
Hawa Clipo 36 H IS	420	620
Hawa Clipo 36 H MS	458	658
Hawa Clipo 36 HM IS	420	620
Hawa Clipo 26 GR IS	420	620
Hawa Clipo 36 G IS	420	620
Hawa Clipo 36 GPK IS	420	620
Hawa Clipo 36 GPPK IS	420	620
Hawa Regal C 26 HM IS	420	620
Hawa Regal C 26 GR IS	400	600

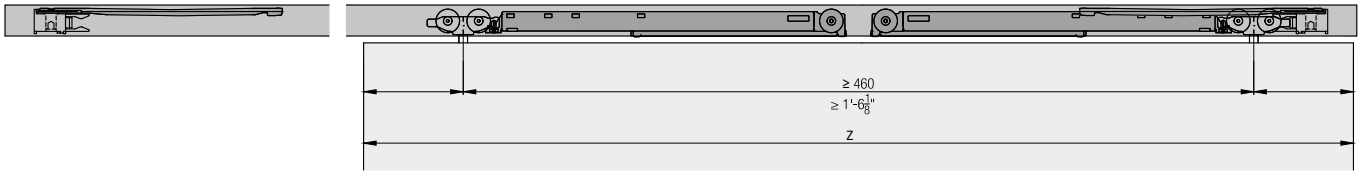

Accessories
- Lock solutions from page 479
- General accessories from page 487

Planning/execution
Further information about the product can be found on www.hawa.com.

Subject to technical modifications. Metric specifications are exact. Inches are approximate.

Fitting for top-running wooden doors up to 45 kg (99 lbs.), with surface mounted running track. Wall or ceiling mounting.

Product highlights

Flexibility Wall and ceiling mounting to the same system with accessories

Productivity Easy processing for minimal production and installation times

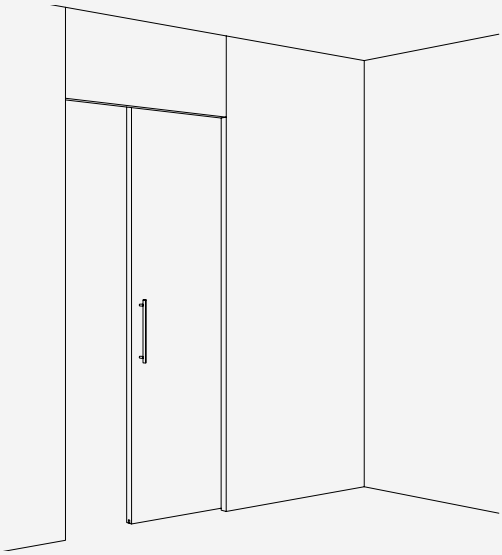

Technical specifications

Max.	45 kg (99 lbs.)
Max.	2200 mm (7'2 5/8'')
Max.	1000 mm (3'3 3/8'')
	30–45 mm (1 3/16'' to 1 25/32'')

Installation examples

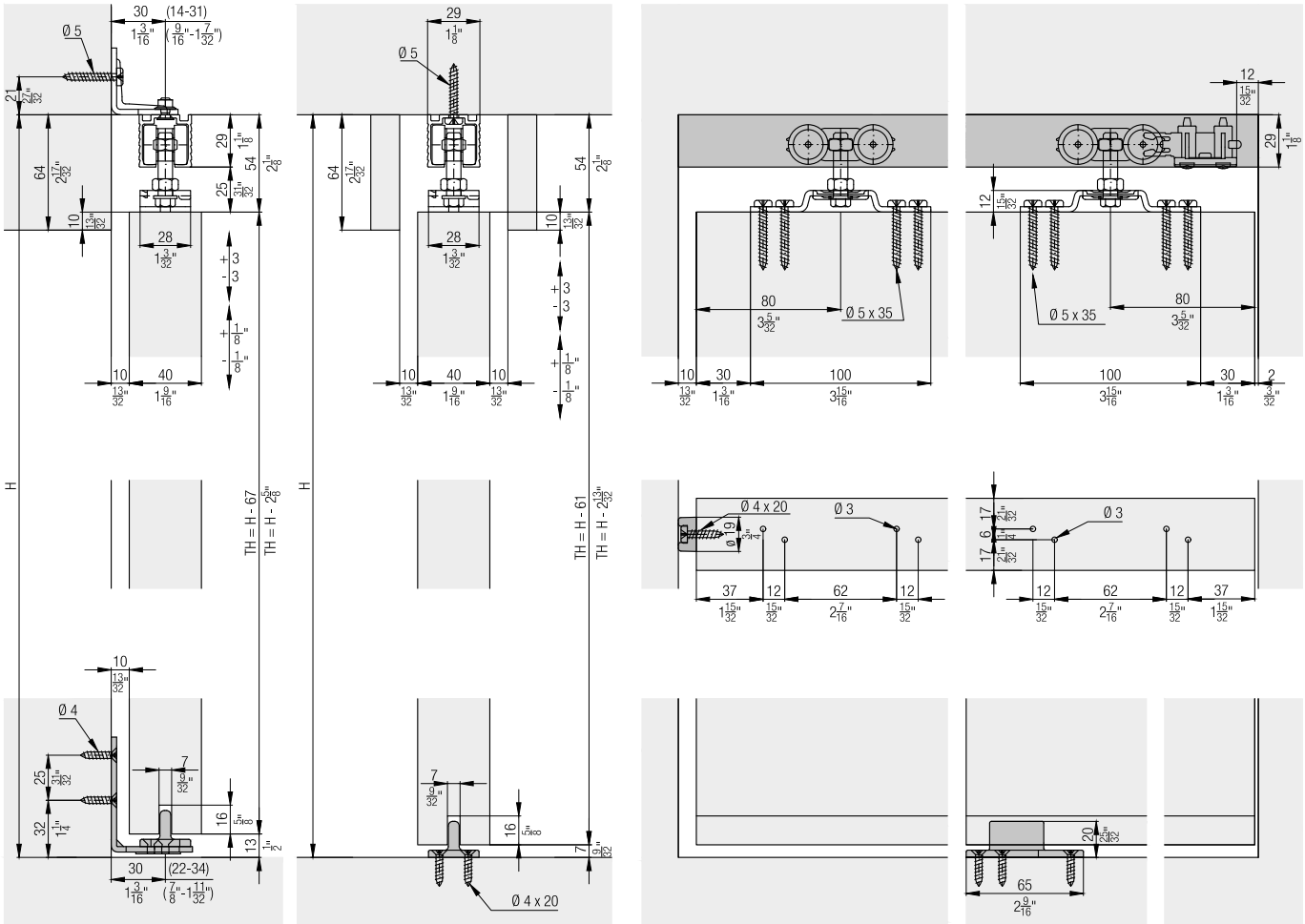

Set for ceiling or wall mounting, for 1 wooden door up to 45 kg (99 lbs.)

	No.
Hawa Porta 45 H, for 1 door	057.3045.071

Set consisting of:

		057.3045.071	No.
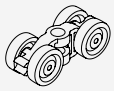	Runner, plain bearings, housing plastic gray rollers plastic blue	2	057.3044.071
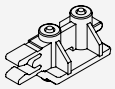	Stopper, with retention spring, plastic, grey	1	057.3038.071
	Suspension bolt, M8x32 mm (5/16"x1 1/4"), steel, zinc-plated	2	057.0123.104
	Hexagon nut M8, steel, zinc-plated	4	767.0808.100
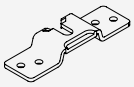	Support bracket, height and lateral adjustable, steel, zinc-plated	2	057.3129.101
	Pan head screw, 5x35 mm (3/16"x1 3/8"), steel, zinc-plated	8	766.6051.135
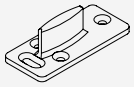	T-bottom-guide, adjustable, plastic, anthracite	1	057.3010.001
	Wall buffer, 19x10 mm (3/4"x13/32"), rubber, black	1	024.0002.046
	Countersunk head screw, 4x20 mm (5/32"x25/32"), steel, zinc-plated	4	766.5042.120

Set for ceiling or wall mounting, for 1 wooden door up to 45 kg (99 lbs.)

	No.
Hawa Porta 45 H, with running track, 2000 mm (6' 6 3/4"), aluminum, for 1 door	057.3144.071

Set consisting of:

		mm (inch)	057.3144.071	No.
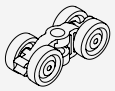	Runner, plain bearings, housing plastic gray rollers plastic blue		2	057.3044.071
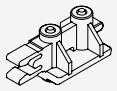	Stopper, with retention spring, plastic, grey		1	057.3038.071
	Suspension bolt, M8x32 mm (5/16"x1 1/4"), steel, zinc-plated		2	057.0123.104
	Hexagon nut M8, steel, zinc-plated		4	767.0808.100
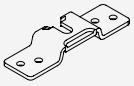	Support bracket, height and lateral adjustable, steel, zinc-plated		2	057.3129.101
	Pan head screw, 5x35 mm (3/16"x1 3/8"), steel, zinc-plated		8	766.6051.135
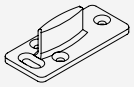	T-bottom-guide, adjustable, plastic, anthracite		1	057.3010.001
	Wall buffer, 19x10 mm (3/4"x13/32"), rubber, black		1	024.0002.046
	Countersunk head screw, 4x20 mm (5/32"x25/32"), steel, zinc-plated		4	766.5042.120
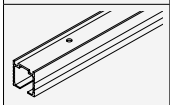	Running track, aluminum, pre-drilled	2,000 (6' 6 3/4 '')	1	057.3037.200

Subject to technical modifications. Metric specifications are exact. Inches are approximate.

Running tracks

		mm (inch)	No.
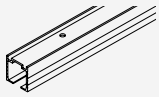	Running track, aluminum, pre-drilled	1,700 (5' 6 15/16'')	057.3037.170
		2,000 (6' 6 3/4 '')	057.3037.200
		2,500 (8' 2 7/16'')	057.3037.250
		6,000 (19' 8 7/32'')	057.3037.600
		cut to size	057.3037.990
	Disposable cover to running track Hawa Porta 45/60/100, plastic, black	2,000 (6' 6 3/4 '')	057.3098.001
		cut to size	057.3098.990

Bracket set for wall mounting

	No.
Angle bracket for wall mounting, steel, zinc-plated, 10-piece set	057.3005.172

Set consisting of:

		057.3005.172	No.
	Wall mounting angle bracket, steel, zinc-plated	10	057.0169.101
	Countersunk head screw, M5x12 mm (3/16"x15/32"), steel, zinc-plated	10	762.5008.100
	Hexagon nut, M5, steel, zinc-plated	10	768.9025.100

Bottom guide set for wall mounting

		No.
	T-floor-guide set, for wall mounting	057.3015.071

Accessories

		No.
	Track cleaner, plastic, blue	057.3099.071

Wall mounting

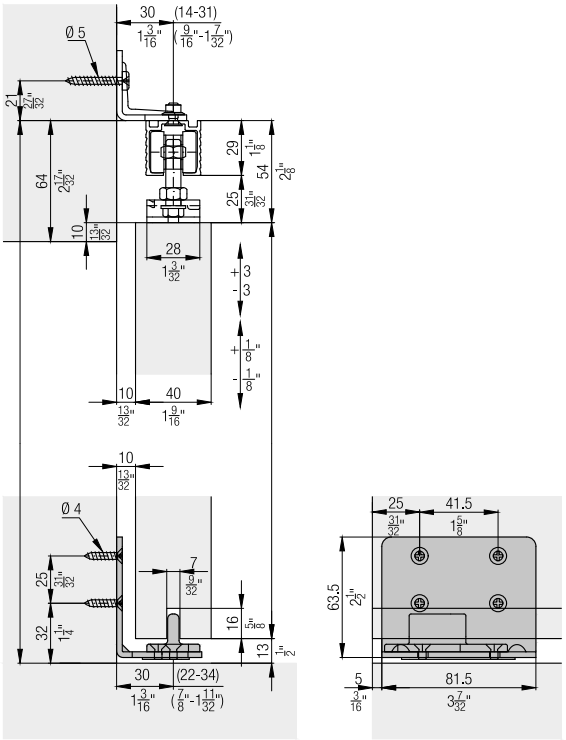

Accessories
- Lock solutions from page 479
- General accessories from page 487

Planning/execution
Further information about the product can be found on www.hawa.com.

Fitting for top-running wooden doors up to 60 kg (132 lbs.), with surface mounted running track. Optionally with soft and self closing mechanism. Wall or ceiling mounting.

Product highlights

Flexibility — Ceiling mounting with customer-provided panelling or integrated clip-on panel in aluminium or wood

Productivity — Retrofitting of all components through the provided assembly opening, prevents contamination during construction work

Aesthetics — Also available in black as a “Black Edition” design option for a particularly attractive appearance

Technical specifications

Max.	60 kg (132 lbs.)
Max.	2700 mm (8'10 5/16'')
Max.	1600 mm (5'3'')
	30–80 mm (1 3/16'' to 3 5/32'')

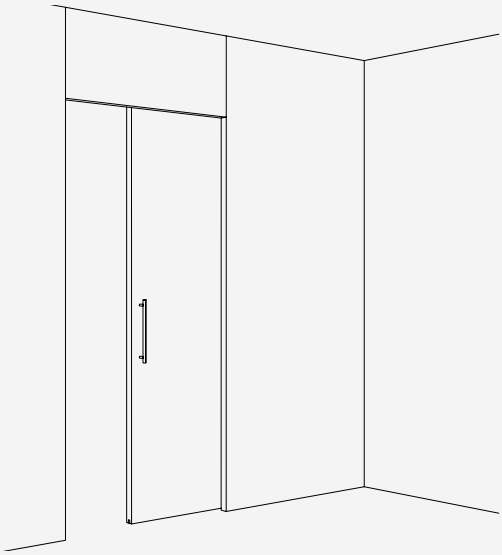

Installation examples

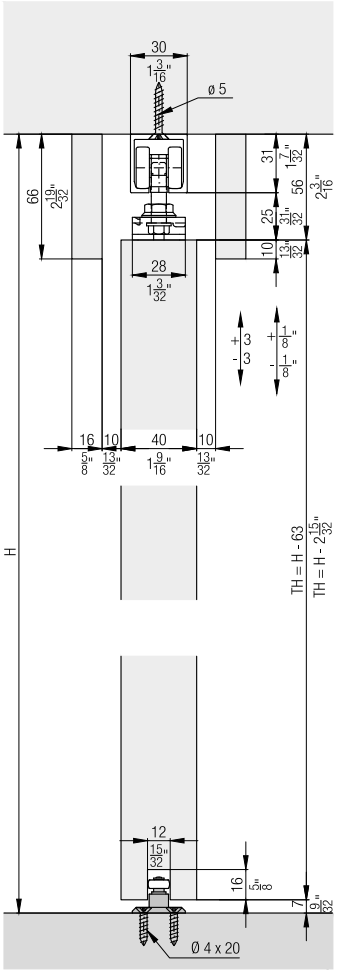

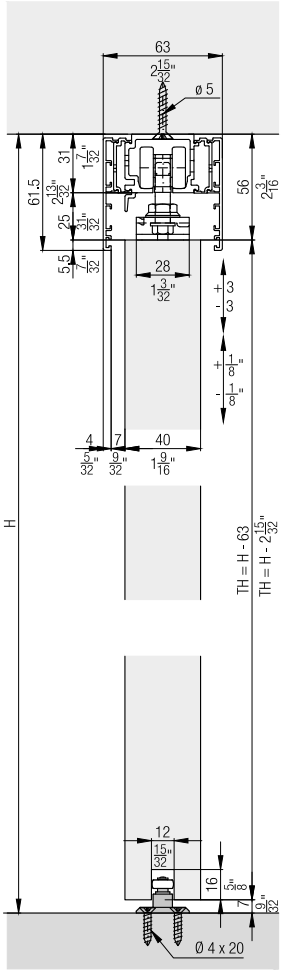

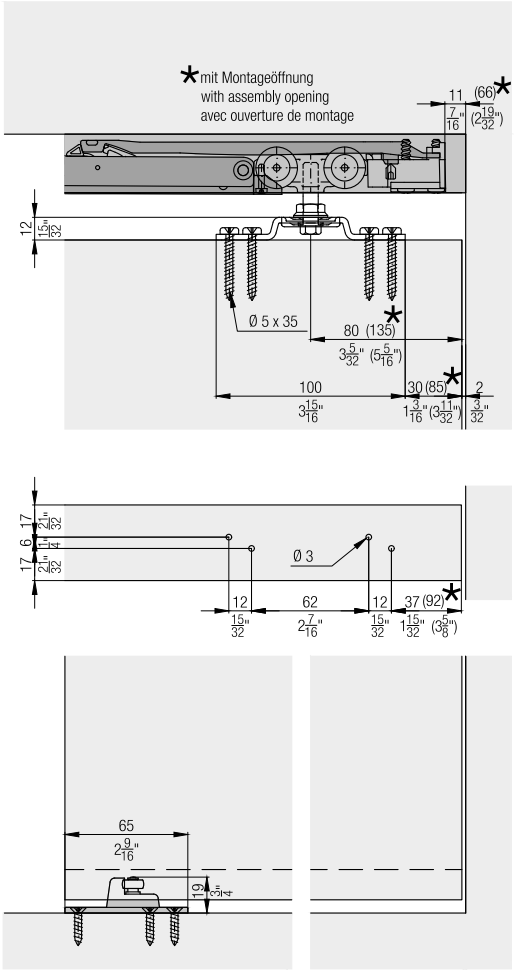

Subject to technical modifications. Metric specifications are exact. Inches are approximate.

Set for ceiling or wall mounting, for 1 wooden door up to 60 kg (132 lbs.)

	No.
Hawa Porta 60 H/HC, for 1 door	057.3138.071
Hawa Porta 60 H/HC, black, for 1 door	057.3138.075

Set consisting of:

		057.3138.071	057.3138.075	No.
	Running gear, plain bearings, rollers plastic blue	2	2	057.3115.071
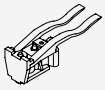	Stopper, with retention spring, plastic, gray	2		057.3073.072
	Suspension bolt, M8x32 mm (5/16"x1 1/4"), steel, zinc-plated	2	2	057.0123.104
	Hexagon locking nut, M8, steel, zinc-plated	2	2	768.9005.101
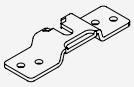	Support bracket, height and lateral adjustable, steel, zinc-plated	2	2	057.3129.101
	Pan head screw, 5x35 mm (3/16"x1 3/8"), steel, zinc-plated	8	8	766.6051.135
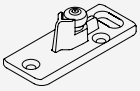	Bottom guide, with roller, adjustable, plastic, anthracite	1	1	057.3120.071
	Countersunk head screw, 4x20 mm (5/32"x25/32"), steel, zinc-plated	4		766.5042.120
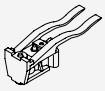	Stopper, with retention spring, plastic, black		2	057.3073.076
	Countersunk head screw, 4x20 mm, steel, zinc-plated		4	600.0000.817

Set for ceiling or wall mounting, for 1 wooden door up to 60 kg (132 lbs.)

	No.
Hawa Porta 60 H, with running track, 2000 mm (6' 6 3/4''), aluminum, for 1 door	057.3140.071

Set consisting of:

		mm (inch)	057.3140.071	No.
	Running gear, plain bearings, rollers plastic blue		2	057.3115.071
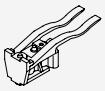	Stopper, with retention spring, plastic, gray		2	057.3073.072
	Suspension bolt, M8x32 mm (5/16"x1 1/4"), steel, zinc-plated		2	057.0123.104
	Hexagon locking nut, M8, steel, zinc-plated		2	768.9005.101
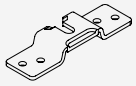	Support bracket, height and lateral adjust-able, steel, zinc-plated		2	057.3129.101
	Pan head screw, 5x35 mm (3/16"x1 3/8"), steel, zinc-plated		8	766.6051.135
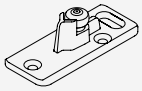	Bottom guide, with roller, adjustable, plastic, anthracite		1	057.3120.071
	Countersunk head screw, 4x20 mm (5/32"x25/32"), steel, zinc-plated		4	766.5042.120
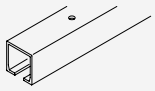	Running track, aluminum, pre-drilled	2,000 (6' 6 3/4 '')	1	057.3016.200

Running tracks

		mm (inch)	No.
	Running track, aluminum, pre-drilled	1,700 (5' 6 15/16'')	057.3016.170
		2,000 (6' 6 3/4 '')	057.3016.200
		2,500 (8' 2 7/16'')	057.3016.250
		6,000 (19' 8 7/32'')	057.3016.600
		cut to size	057.3016.990
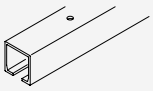	Running track, aluminum, anodized, pre-drilled	2,000 (6' 6 3/4 '')	057.3016.201
		2,500 (8' 2 7/16'')	057.3016.251
		6,000 (19' 8 7/32'')	057.3016.601
		cut to size	057.3016.991
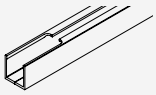	Running track, with assembly opening, aluminum, anodized, pre-drilled	2,500 (8' 2 7/16'')	057.3016.256
		cut to size	057.3016.998
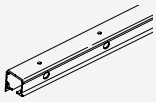	Combi running track, aluminum, pre-drilled	1,700 (5' 6 15/16'')	057.3048.170
		2,000 (6' 6 3/4 '')	057.3048.200
		2,500 (8' 2 7/16'')	057.3048.250
		3,500 (11' 5 25/32'')	057.3048.350
		6,000 (19' 8 7/32'')	057.3048.600
		cut to size	057.3048.990
	Combi running track, aluminum, black anodized, pre-drilled	2,500 (8' 2 7/16'')	057.3048.255
		3,500 (11' 5 25/32'')	057.3048.355
	Disposable cover to running track Hawa Porta 45/60/100, plastic, black	2,000 (6' 6 3/4 '')	057.3098.001
		cut to size	057.3098.990

Assembly set

	No.
Assembly set Hawa Porta 60/100, 2000 mm (6' 6 3/4")	057.3179.200
Assembly set Hawa Porta 60/100, 2500 mm (8' 2 7/16'')	057.3179.250

Set consisting of:

		mm (inch)	057.3179.200	057.3179.250	No.
	Running track, aluminum, anodized, pre-drilled	2,000 (6' 6 3/4 '')	1		057.3174.200
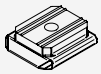	Assembly pin, plastic, gray		9	11	057.0201.001
	Countersunk head screw, 5x40 mm (3/16"x1 9/16"), steel, zinc-plated		10	12	766.3054.140
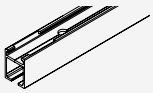	Running track, aluminum, anodized, pre-drilled	2,500 (8' 2 7/16'')		1	057.3174.250

Panels

		mm (inch)	No.
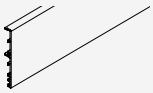	Clip-on panel, aluminum, anodized	2,500 (8' 2 7/16'')	042.3004.250
		3,500 (11' 5 25/32'')	042.3004.350
		6,000 (19' 8 7/32'')	042.3004.600
		cut to size	042.3004.990
	Clip-on panel, aluminum, black anodized	2,500 (8' 2 7/16'')	042.3004.255
		3,500 (11' 5 25/32'')	042.3004.355

Clip-on components

		No.
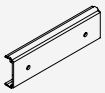	Clip component for wooden and aluminum panel, every 500 mm (1'7 11/16''), aluminium, pre-drilled	057.3117.001
	Clip component for wooden and aluminum panel, every 500 mm (1'7 11/16''), aluminum, black anodized, pre-drilled	057.3117.005

Subject to technical modifications. Metric specifications are exact. Inches are approximate.

Soft close
For soft closing in opening and closing direction order 2 sets.

	No.
Soft close Hawa Porta 60/100, Divido 100, 10–60 kg (22–132 lbs.), 1 piece	042.3102.072

Set consisting of:

		042.3102.072	No.
	Soft close, top running, 10–60 kg (22 to 132 lbs.), plastic	1	042.3106.072
	Trigger for soft close in buildings, zinc die casting	1	042.3105.001
	Screw set soft close	1	600.0000.566

Cover for assembly opening

	No.
Cover cap to assembly opening, 1-piece set	042.3114.071

Set consisting of:

		042.3114.071	No.
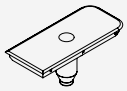	Cover cap assembly opening, plastic, gray	1	042.0172.001
	Screw set soft close	1	600.0000.566

Bracket set for wall mounting

	No.
Angle bracket for wall mounting, steel, zinc-plated, 10-piece set	057.3005.172

Set consisting of:

		057.3005.172	No.
	Wall mounting angle bracket, steel, zinc-plated	10	057.0169.101
	Countersunk head screw, M5x12 mm (3/16"x15/32"), steel, zinc-plated	10	762.5008.100
	Hexagon nut, M5, steel, zinc-plated	10	768.9025.100

Bottom guide set for wall mounting

	No.
Set bottom guide for wall mounting, with roller	057.3128.171

Accessories

	No.
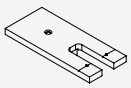 Routing jig for assembly opening	042.3118.071
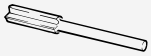 Groove cutter to routing jig, Ø= 10 mm (13/32"), hard metal	600.0000.309
Track cleaner, plastic, blue	057.3099.071

Assembly set/Wooden panel

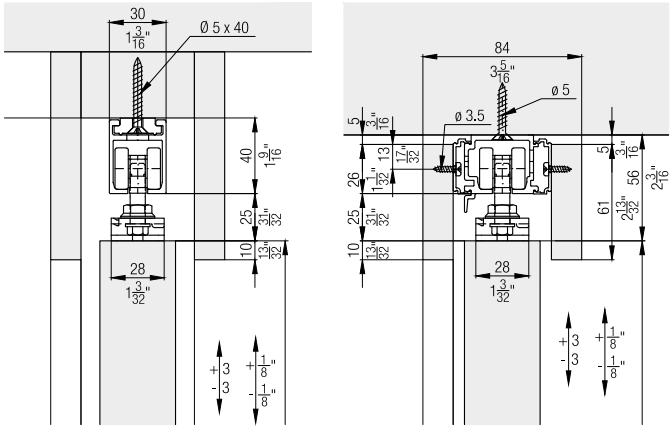

Optional: Wall mounting

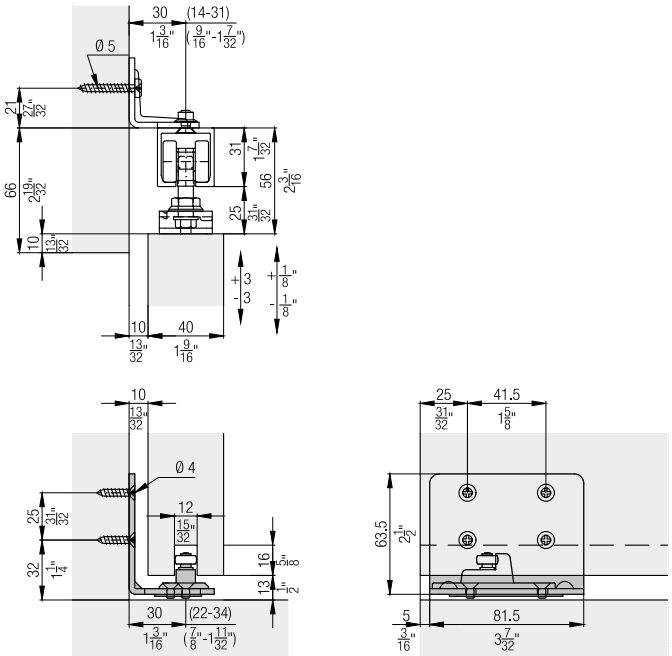

Soft close

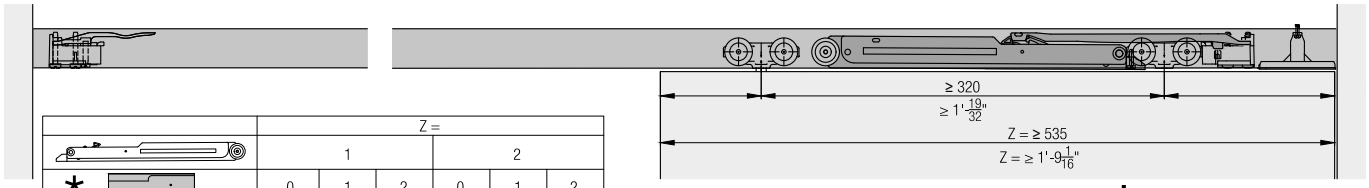

	Z =					
	1			2		
*	0	1	2	0	1	2
Hawa Porta 60/100 H/HC	1' 6 29/32"	1' 9 1/16"	1' 11 1/4"	2' 4 3/4"	2' 6 29/32"	2' 9 3/32"
Hawa Porta 60/100 HM/HMD/HMT	1' 6 29/32"	1' 9 1/16"	1' 11 1/4"	2' 4 3/4"	2' 6 29/32"	2' 9 3/32"
Hawa Porta 100 G/GU/GM	1' 6 29/32"	1' 9 1/16"	1' 11 1/4"	2' 4 3/4"	2' 6 29/32"	2' 9 3/32"
Hawa Porta 100 GW/GWF	1' 8 5/32"	1' 9 11/32"	1' 11 1/4"	2' 6"	2' 6 29/32"	2' 7 3/16"
Hawa Porta 100 GMD	1' 7 7/32"	1' 9 7/32"	1' 11 1/4"	2' 5 1/16"	2' 7 1/16"	2' 7 3/16"
Hawa Divido 100 H/HM/GR	1' 6 29/32"	1' 9 1/16"	1' 11 1/4"	2' 4 3/4"	2' 6 29/32"	2' 9 3/32"
Hawa Divido 100 GRM	1' 8 5/32"	1' 10 11/32"	1' 0 1/2"	2' 6"	2' 8 5/32"	2' 10 11/32"

	Z =					
	1			2		
*	0	1	2	0	1	2
Hawa Porta 60/100 H/HC	480	535	590	730	785	840
Hawa Porta 60/100 HM/HMD/HMT	480	535	590	730	785	840
Hawa Porta 100 G/GU/GM	480	535	590	730	785	840
Hawa Porta 100 GW/GWF	512	542	590	762	792	840
Hawa Porta 100 GMD	488	539	590	738	789	840
Hawa Divido 100 H/HM/GR	480	535	590	730	785	840
Hawa Divido 100 GRM	512	567	622	762	817	872

* Montageöffnung
assembly opening
ouverture de montage

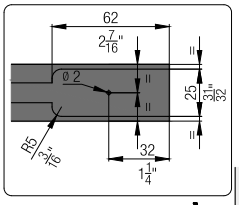

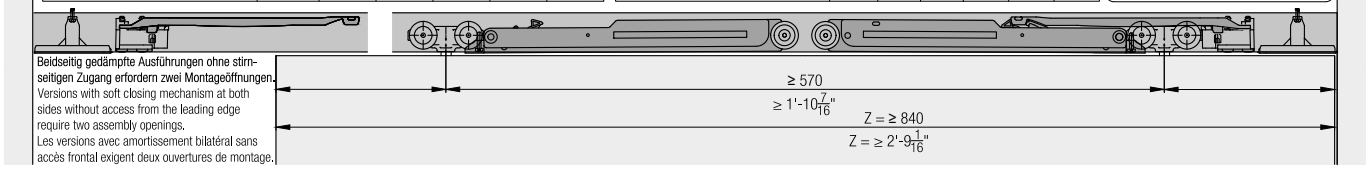

Beidseitig gedämpfte Ausführungen ohne stirnseitigen Zugang erfordern zwei Montageöffnungen.
Versions with soft closing mechanism at both sides without access from the leading edge require two assembly openings.
Les versions avec amortissement bilatéral sans accès frontal exigent deux ouvertures de montage.

Accessories
- Lock solutions from page 479
- General accessories from page 487

Planning/execution
Further information about the product can be found on www.hawa.com.

Subject to technical modifications. Metric specifications are exact. Inches are approximate.

Fitting for 2 synchronously opening wooden doors up to 60 kg (132 lbs.), with surface mounted running track. Wall or ceiling mounting.

Product highlights

Flexibility Standard applications can be extended with the Synchro option

Productivity Easy installation of the accessory, based upon basic elements

Aesthetics Also available in black as a “Black Edition” design option for a particularly attractive appearance



Technical specifications

Max.	60 kg (132 lbs.)
Max.	2700 mm (8'10 5/16'')
Max.	1200 mm (3'11 1/4'')
	30–80 mm (1 3/16'' to 3 5/32'')

Installation examples

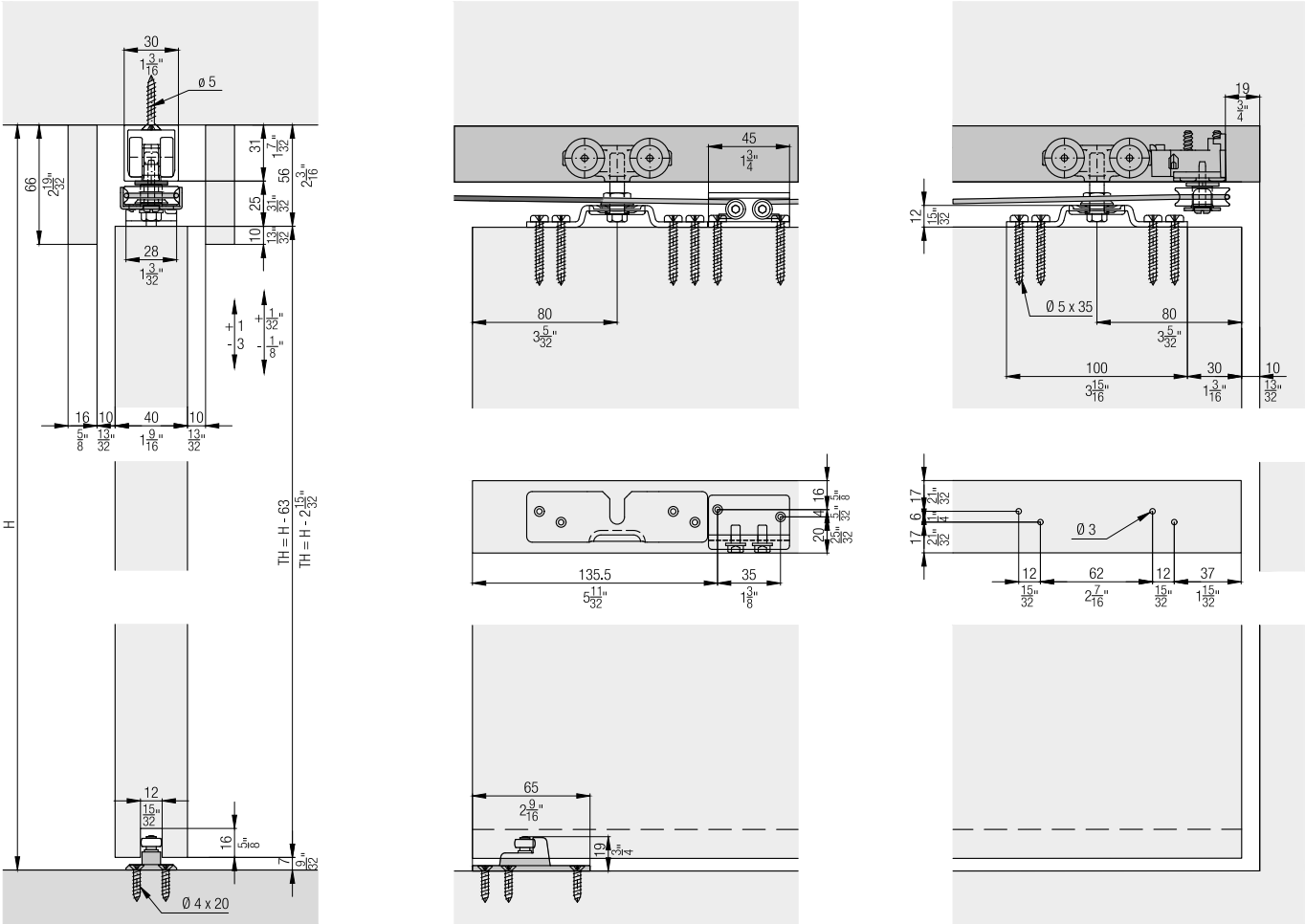

Set for ceiling or wall mounting, for 1 wooden door up to 60 kg (132 lbs.)

	No.
Hawa Porta 60 H/HC, for 1 door	057.3138.071
Hawa Porta 60 H/HC, black, for 1 door	057.3138.075

Set consisting of:

		057.3138.071	057.3138.075	No.
	Running gear, plain bearings, rollers plastic blue	2	2	057.3115.071
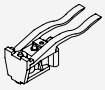	Stopper, with retention spring, plastic, gray	2		057.3073.072
	Suspension bolt, M8x32 mm (5/16"x1 1/4"), steel, zinc-plated	2	2	057.0123.104
	Hexagon locking nut, M8, steel, zinc-plated	2	2	768.9005.101
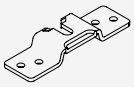	Support bracket, height and lateral adjustable, steel, zinc-plated	2	2	057.3129.101
	Pan head screw, 5x35 mm (3/16"x1 3/8"), steel, zinc-plated	8	8	766.6051.135
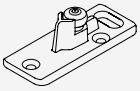	Bottom guide, with roller, adjustable, plastic, anthracite	1	1	057.3120.071
	Countersunk head screw, 4x20 mm (5/32"x25/32"), steel, zinc-plated	4		766.5042.120
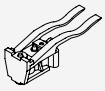	Stopper, with retention spring, plastic, black		2	057.3073.076
	Countersunk head screw, 4x20 mm, steel, zinc-plated		4	600.0000.817

Synchro set

	No.
Hawa Porta 60/100 H/HC and Hawa Divido 100 H, Synchro, for 2 doors	042.3027.072

Set consisting of:

		042.3027.072	No.
	Deviating roller, ball bearing	2	055.0101.001
	Cable safety, steel, zinc-plated	2	056.0124.101
	Clamp piece, steel, zinc-plated	2	057.0113.101
	Kevlar cable, D= 2.5 mm (3/32")	1	752.0059.104
	Flat washer, M5, 5.3/15/2 mm (3/16"/19/32"/3/32"), steel, zinc-plated	2	600.0000.681
	Rounded head screw, 5x25 mm (3/16"x31/32"), steel, zinc-plated	2	762.9455.000
	Head cap screw, with flange, M5x10 mm (3/16"x13/32"), steel, zinc-plated	4	762.9365.000
	Pan head screw, 5x35 mm (3/16"x1 3/8"), steel, zinc-plated	4	766.6051.135

Subject to technical modifications. Metric specifications are exact. Inches are approximate.

Running tracks

		mm (inch)	No.
	Running track, aluminum, pre-drilled	1700 (5' 6 15/16'')	057.3016.170
		2000 (6' 6 3/4 '')	057.3016.200
		2500 (8' 2 7/16'')	057.3016.250
		6000 (19' 8 7/32'')	057.3016.600
		cut to size	057.3016.990
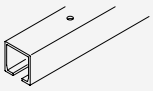	Running track, aluminum, anodized, pre-drilled	2000 (6' 6 3/4 '')	057.3016.201
		2500 (8' 2 7/16'')	057.3016.251
		6000 (19' 8 7/32'')	057.3016.601
		cut to size	057.3016.991
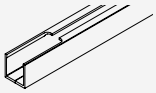	Running track, with assembly opening, aluminum, anodized, pre-drilled	2500 (8' 2 7/16'')	057.3016.256
	Running track, aluminum, anodized, pre-drilled, with assembly opening	cut to size	057.3016.998
	Combi running track, aluminum, pre-drilled	1700 (5' 6 15/16'')	057.3048.170
		2000 (6' 6 3/4 '')	057.3048.200
		2500 (8' 2 7/16'')	057.3048.250
		3500 (11' 5 25/32'')	057.3048.350
		6000 (19' 8 7/32'')	057.3048.600
		cut to size	057.3048.990
	Combi running track, aluminum, black anodized, pre-drilled	2500 (8'2 7/16'')	057.3048.255
		3500 (11'5 25/32'')	057.3048.355
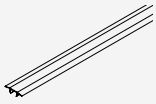	Disposable cover to running track Hawa Porta 45/60/100, plastic, black	2000 (6'6 3/4'')	057.3098.001
		cut to size	057.3098.990

Assembly set

	No.
Assembly set Hawa Porta 60/100, 2000 mm (6' 6 3/4")	057.3179.200
Assembly set Hawa Porta 60/100, 2500 mm (8' 2 7/16'')	057.3179.250

Set consisting of:

		mm (inch)	057.3179.200	057.3179.250	No.
	Running track, aluminum, anodized, pre-drilled	2,000 (6' 6 3/4 '')	1		057.3174.200
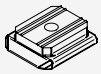	Assembly pin, plastic, gray		9	11	057.0201.001
	Countersunk head screw, 5x40 mm (3/16"x1 9/16"), steel, zinc-plated		10	12	766.3054.140
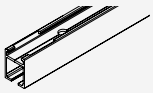	Running track, aluminum, anodized, pre-drilled	2,500 (8' 2 7/16'')		1	057.3174.250

Panels

		mm (inch)	No.
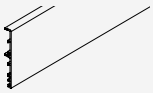	Clip-on panel, aluminum, anodized	2,500 (8' 2 7/16'')	042.3004.250
		3,500 (11' 5 25/32'')	042.3004.350
		6,000 (19' 8 7/32'')	042.3004.600
		cut to size	042.3004.990
	Clip-on panel, aluminum, black anodized	2,500 (8' 2 7/16'')	042.3004.255
		3,500 (11' 5 25/32'')	042.3004.355

Clip-on components

		No.
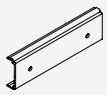	Clip component for wooden and aluminum panel, every 500 mm (1'7 11/16''), aluminium, pre-drilled	057.3117.001
	Clip component for wooden and aluminum panel, every 500 mm (1'7 11/16''), aluminum, black anodized, pre-drilled	057.3117.005

Accessories

		No.
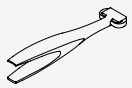	Track cleaner, plastic, blue	057.3099.071

Calculations

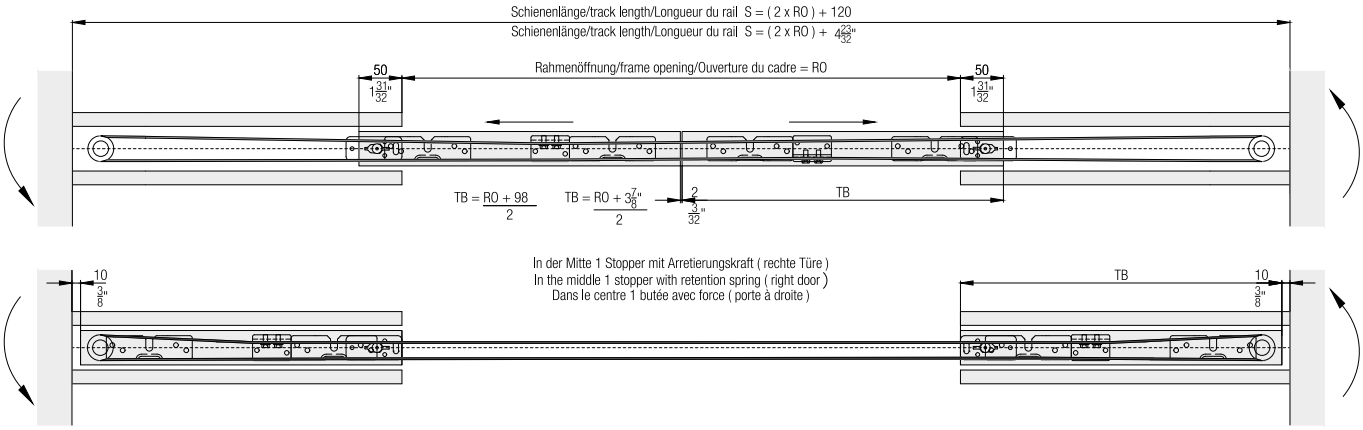

Wooden/aluminum panel

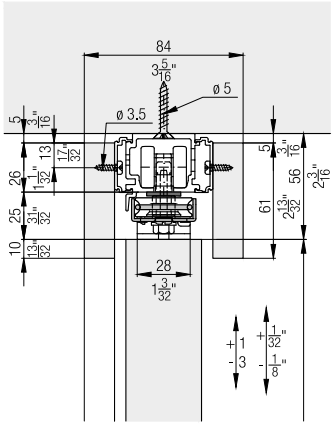

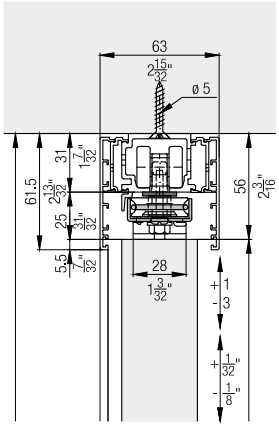

Assembly set

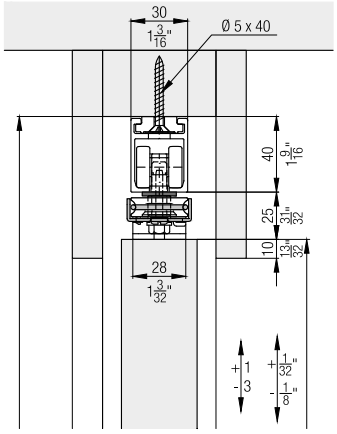

Accessories
- Lock solutions from page 479
- General accessories from page 487

Planning/execution
Further information about the product can be found on www.hawa.com.

Subject to technical modifications. Metric specifications are exact. Inches are approximate.

Fitting for top-running wooden doors up to 60 kg (132 lbs.), with surface mounted running track. Optionally with soft and self closing mechanism. Wall mounting.

Product highlights

Flexibility — Wall mounting with integrated clip-on panelling in wood or aluminium with stylish end pieces

Productivity — Retrofitting of all components through the provided assembly opening, prevents contamination during construction

Aesthetics — Also available in black as a “Black Edition” design option for a particularly attractive appearance

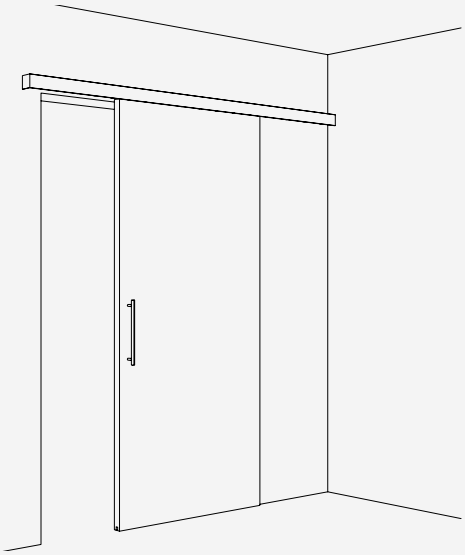

Technical specifications

Max.	60 kg (132 lbs.)
Max.	2700 mm (8'10 5/16'')
Max.	1600 mm (5'3'')
	30–45 mm (1 3/16'' to 1 25/32'')

Installation examples

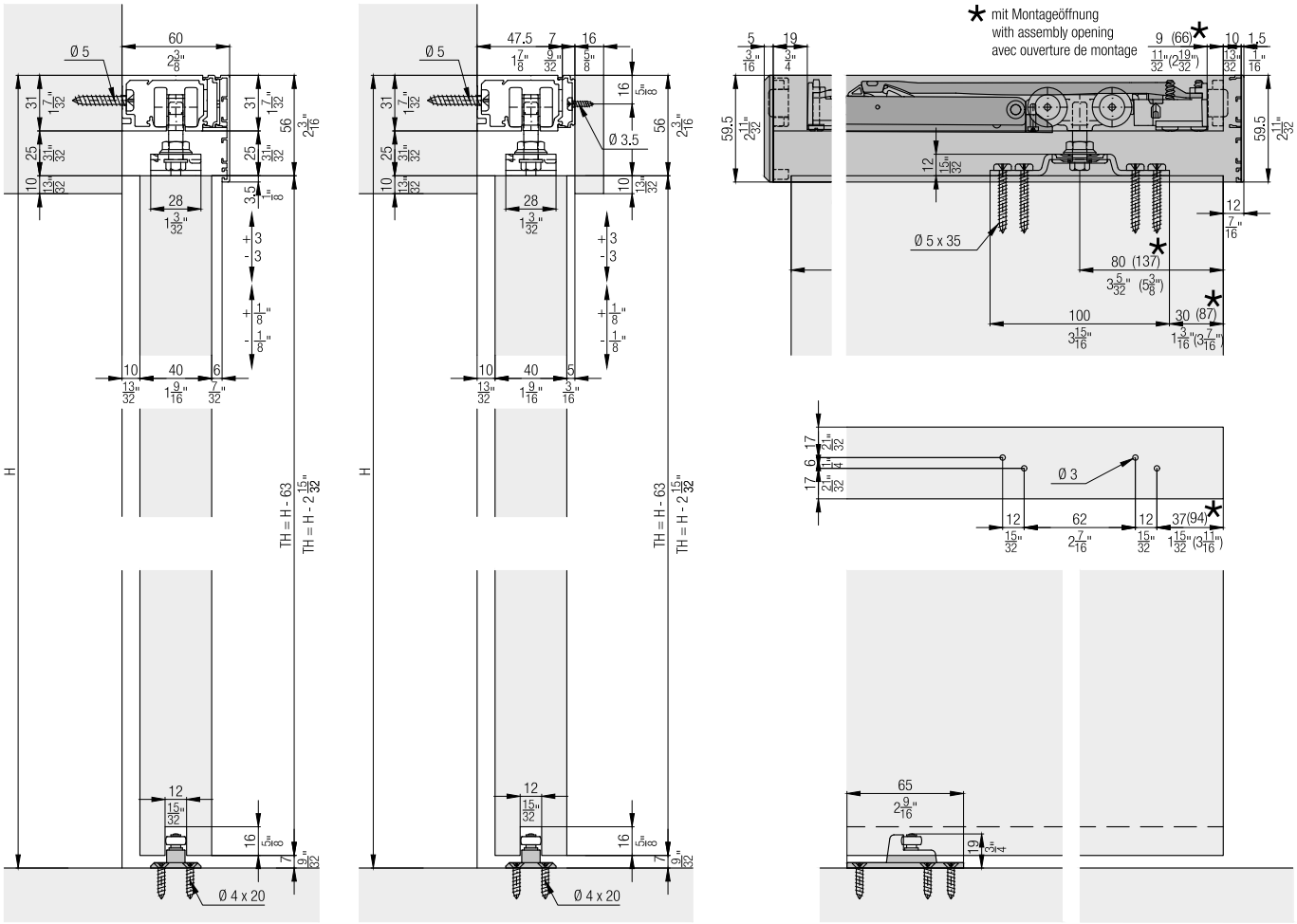

Set for wall mounting, for 1 wooden door up to 60 kg (132 lbs.)

	No.
Hawa Porta 60 H/HC, for 1 door	057.3138.071
Hawa Porta 60 H/HC, black, for 1 door	057.3138.075

Set consisting of:

		057.3138.071	057.3138.075	No.
	Running gear, plain bearings, rollers plastic blue	2	2	057.3115.071
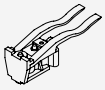	Stopper, with retention spring, plastic, gray	2		057.3073.072
	Suspension bolt, M8x32 mm (5/16"x1 1/4"), steel, zinc-plated	2	2	057.0123.104
	Hexagon locking nut, M8, steel, zinc-plated	2	2	768.9005.101
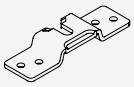	Support bracket, height and lateral adjustable, steel, zinc-plated	2	2	057.3129.101
	Pan head screw, 5x35 mm (3/16"x1 3/8"), steel, zinc-plated	8	8	766.6051.135
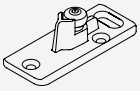	Bottom guide, with roller, adjustable, plastic, anthracite	1	1	057.3120.071
	Countersunk head screw, 4x20 mm (5/32"x25/32"), steel, zinc-plated	4		766.5042.120
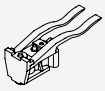	Stopper, with retention spring, plastic, black		2	057.3073.076
	Countersunk head screw, 4x20 mm, steel, zinc-plated		4	600.0000.817

Set for wall mounting, for 1 wooden door up to 60 kg (132 lbs.)

	No.
Hawa Porta 60 HC, with running track, 2000 mm (6' 6 3/4''), aluminum, anodized, for 1 door	057.3142.071

Set consisting of:

		mm (inch)	057.3142.071	No.
	Running gear, plain bearings, rollers plastic blue		2	057.3115.071
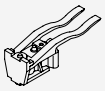	Stopper, with retention spring, plastic, gray		2	057.3073.072
	Suspension bolt, M8x32 mm (5/16"x1 1/4"), steel, zinc-plated		2	057.0123.104
	Hexagon locking nut, M8, steel, zinc-plated		2	768.9005.101
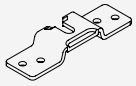	Support bracket, height and lateral adjust-able, steel, zinc-plated		2	057.3129.101
	Pan head screw, 5x35 mm (3/16"x1 3/8"), steel, zinc-plated		8	766.6051.135
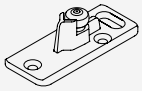	Bottom guide, with roller, adjustable, plastic, anthracite		1	057.3120.071
	Fixation clip for wooden and aluminum panel, 2-piece set		1	057.3126.071
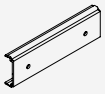	Clip component for wooden and aluminum panel, every 500 mm (1'7 11/16"), aluminium, pre-drilled		5	057.3117.001
	Countersunk head screw, 4x20 mm (5/32"x25/32"), steel, zinc-plated		4	766.5042.120
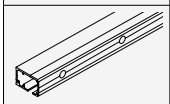	Running track, aluminum, anodi-zed, pre-drilled	2,000 (6' 6 3/4 '')	1	057.3112.199

Subject to technical modifications. Metric specifications are exact. Inches are approximate.

Running tracks

		mm (inch)	No.
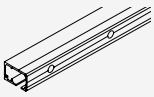	Running track, aluminum, anodized, pre-drilled	2,500 (8' 2 7/16'')	057.3112.250
		3,500 (11' 5 25/32'')	057.3112.350
		6,000 (19' 8 7/32'')	057.3112.600
		cut to size	057.3112.990
	Running track, aluminum, black anodized, pre-drilled	2,500 (8' 2 7/16'')	057.3112.255
		3,500 (11' 5 25/32'')	057.3112.355

Panels

		mm (inch)	No.
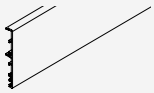	Clip-on panel, aluminum, anodized	2,500 (8' 2 7/16'')	042.3004.250
		3,500 (11' 5 25/32'')	042.3004.350
		6,000 (19' 8 7/32'')	042.3004.600
		cut to size	042.3004.990
	Clip-on panel, aluminum, black anodized	2,500 (8' 2 7/16'')	042.3004.255
		3,500 (11' 5 25/32'')	042.3004.355

Clip-on components

		No.
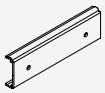	Clip component for wooden and aluminum panel, every 500 mm (1'7 11/16''), aluminium, pre-drilled	057.3117.001
	Clip component for wooden and aluminum panel, every 500 mm (1'7 11/16''), aluminum, black anodized, pre-drilled	057.3117.005

Fixing clamp for the end pieces of wooden or aluminum panels

	No.
Fixation clip for wooden and aluminum panel, 2-piece set	057.3126.071

Set consisting of:

		057.3126.071	No.
	Fixation clip for wooden and aluminum panel, steel, zinc-plated	2	057.3126.101

Panel end component set, 59 mm (2 5/16''), aluminum

	No.
Panel end component set, with fixation clip, 59x60 mm (2 5/16x2 3/8''), aluminum, black anodized	042.3028.056
Panel end component set, with fixation clip, 59x60 mm (2 5/16x2 3/8''), aluminum, anodized	042.3028.076

Set consisting of:

		042.3028.056	042.3028.076	No.
	Panel end component, 59 mm (2 5/16"), aluminum, black anodized	1		042.3028.956
	Bracker connector, steel, zinc-plated	2	2	057.3051.101
	Fixation clip for wooden and aluminum panel, steel, zinc-plated	1	1	057.3126.101
	Screw, M4x2.6 mm (5/32"x 1/8"), steel, zinc-plated	4	4	011.0101.171
	Panel end component, 59 mm (2 5/16"), aluminum, anodized		1	042.3028.906

End cap set

	No.
End cap set, with fixation clip, plastic, anthracite	057.3132.072

Set consisting of:

		057.3132.072	No.
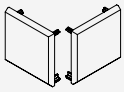	End cap, plastic, anthracite	1	057.3132.071
	Fixation clip for wooden and aluminum panel, steel, zinc-plated	2	057.3126.101

Soft close
For soft closing in opening and closing direction order 2 sets.

	No.
Soft close Hawa Porta 60/100, Divido 100, 10–60 kg (22–132 lbs.), 1 piece	042.3102.072

Set consisting of:

		042.3102.072	No.
	Soft close, top running, 10–60 kg (22 to 132 lbs.), plastic	1	042.3106.072
	Trigger for soft close in buildings, zinc die casting	1	042.3105.001
	Screw set soft close	1	600.0000.566

Cover for assembly opening

	No.
Cover cap to assembly opening, 1-piece set	042.3114.071

Set consisting of:

		042.3114.071	No.
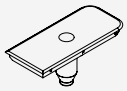	Cover cap assembly opening, plastic, gray	1	042.0172.001
	Screw set soft close	1	600.0000.566

Bottom guide set for wall mounting

		No.
	Set bottom guide for wall mounting, with roller	057.3128.171

Accessories

		No.
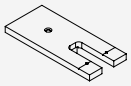	Routing jig for assembly opening	042.3118.071
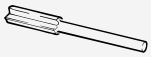	Groove cutter to routing jig, Ø= 10 mm (13/32"), hard metal	600.0000.309
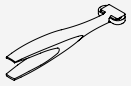	Track cleaner, plastic, blue	057.3099.071

Optional: Wall bracket bottom guide

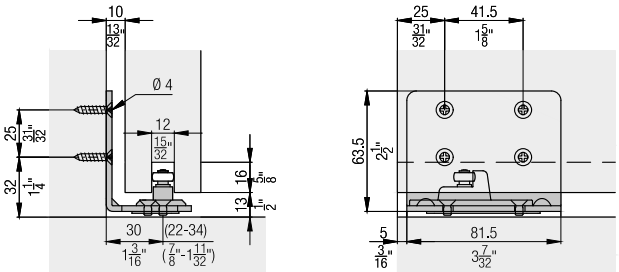

Calculations of clip-on panels

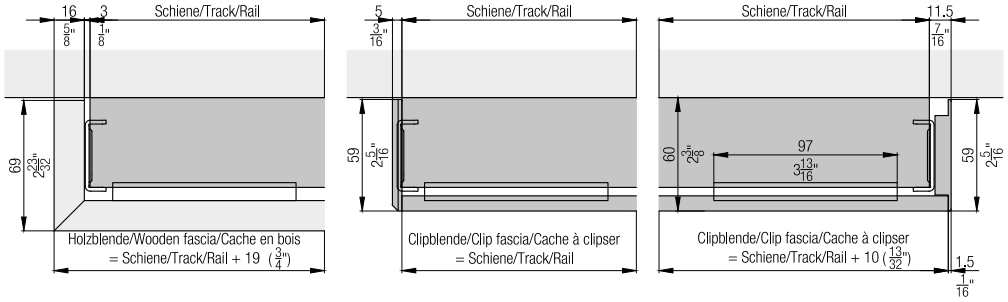

Subject to technical modifications. Metric specifications are exact. Inches are approximate.

Soft close

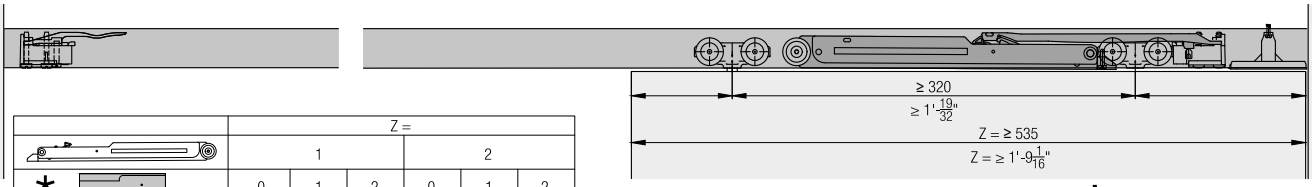

	Z =					
	1			2		
*	0	1	2	0	1	2
Hawa Porta 60/100 H/HC	1' 6 29/32"	1' 9 1/16"	1' 11 1/4"	2' 4 3/4"	2' 6 29/32"	2' 9 3/32"
Hawa Porta 60/100 HM/HMD/HMT	1' 6 29/32"	1' 9 1/16"	1' 11 1/4"	2' 4 3/4"	2' 6 29/32"	2' 9 3/32"
Hawa Porta 100 G/GU/GM	1' 6 29/32"	1' 9 1/16"	1' 11 1/4"	2' 4 3/4"	2' 6 29/32"	2' 9 3/32"
Hawa Porta 100 GW/GWF	1' 8 5/32"	1' 9 11/32"	1' 11 1/4"	2' 6"	2' 6 29/32"	2' 7 3/16"
Hawa Porta 100 GMD	1' 7 7/32"	1' 9 7/32"	1' 11 1/4"	2' 5 1/16"	2' 7 1/16"	2' 7 3/16"
Hawa Divido 100 H/HM/GR	1' 6 29/32"	1' 9 1/16"	1' 11 1/4"	2' 4 3/4"	2' 6 29/32"	2' 9 3/32"
Hawa Divido 100 GRM	1' 8 5/32"	1' 10 11/32"	1' 0 1/2"	2' 6"	2' 8 5/32"	2' 10 11/32"

	Z =					
	1			2		
*	0	1	2	0	1	2
Hawa Porta 60/100 H/HC	480	535	590	730	785	840
Hawa Porta 60/100 HM/HMD/HMT	480	535	590	730	785	840
Hawa Porta 100 G/GU/GM	480	535	590	730	785	840
Hawa Porta 100 GW/GWF	512	542	590	762	792	840
Hawa Porta 100 GMD	488	539	590	738	789	840
Hawa Divido 100 H/HM/GR	480	535	590	730	785	840
Hawa Divido 100 GRM	512	567	622	762	817	872

* Montageöffnung
assembly opening
ouverture de montage

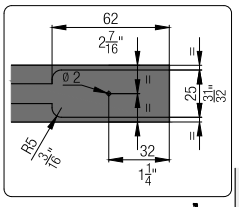

Beidseitig gedämpfte Ausführungen ohne stirnseitigen Zugang erfordern zwei Montageöffnungen.
Versions with soft closing mechanism at both sides without access from the leading edge require two assembly openings.
Les versions avec amortissement bilatéral sans accès frontal exigent deux ouvertures de montage.

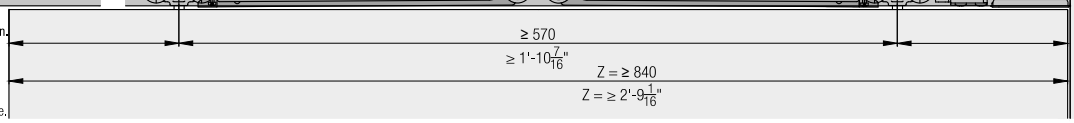

Soft close

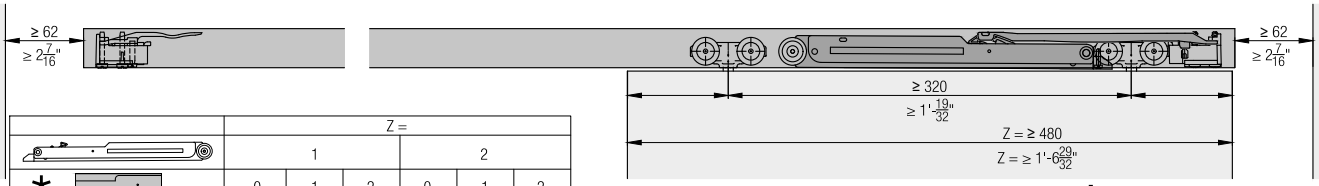

	Z =					
	1			2		
*	0	1	2	0	1	2
Hawa Porta 60/100 H/HC	1' 6 29/32"	1' 9 1/16"	1' 11 1/4"	2' 4 3/4"	2' 6 29/32"	2' 9 3/32"
Hawa Porta 60/100 HM/HMD/HMT	1' 6 29/32"	1' 9 1/16"	1' 11 1/4"	2' 4 3/4"	2' 6 29/32"	2' 9 3/32"
Hawa Porta 100 G/GU/GM	1' 6 29/32"	1' 9 1/16"	1' 11 1/4"	2' 4 3/4"	2' 6 29/32"	2' 9 3/32"
Hawa Porta 100 GW/GWF	1' 8 5/32"	1' 9 11/32"	1' 11 1/4"	2' 6"	2' 6 29/32"	2' 7 3/16"
Hawa Porta 100 GMD	1' 7 7/32"	1' 9 7/32"	1' 11 1/4"	2' 5 1/16"	2' 7 1/16"	2' 7 3/16"
Hawa Divido 100 H/HM/GR	1' 6 29/32"	1' 9 1/16"	1' 11 1/4"	2' 4 3/4"	2' 6 29/32"	2' 9 3/32"
Hawa Divido 100 GRM	1' 8 5/32"	1' 10 11/32"	1' 0 1/2"	2' 6"	2' 8 5/32"	2' 10 11/32"

	Z =					
	1			2		
*	0	1	2	0	1	2
Hawa Porta 60/100 H/HC	480	535	590	730	785	840
Hawa Porta 60/100 HM/HMD/HMT	480	535	590	730	785	840
Hawa Porta 100 G/GU/GM	480	535	590	730	785	840
Hawa Porta 100 GW/GWF	512	542	590	762	792	840
Hawa Porta 100 GMD	488	539	590	738	789	840
Hawa Divido 100 H/HM/GR	480	535	590	730	785	840
Hawa Divido 100 GRM	512	567	622	762	817	872

* Montageöffnung
assembly opening
ouverture de montage

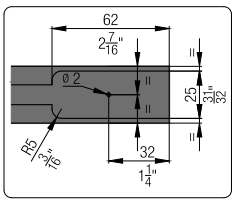

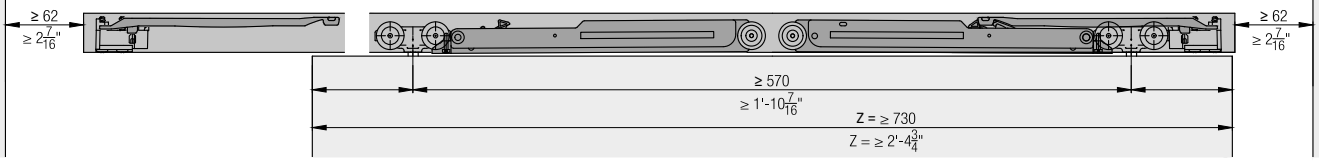

Accessories
- Lock solutions from page 479
- General accessories from page 487

Planning/execution
Further information about the product can be found on www.hawa.com.

Fitting for 2 synchronously opening wooden doors up to 60 kg (132 lbs.), with surface mounted running track. Wall mounting.

Product highlights

Flexibility Standard applications can be extended with the Synchro option

Productivity Easy installation of the accessory, based upon basic elements

Aesthetics Also available in black as a “Black Edition” design option for a particularly attractive appearance

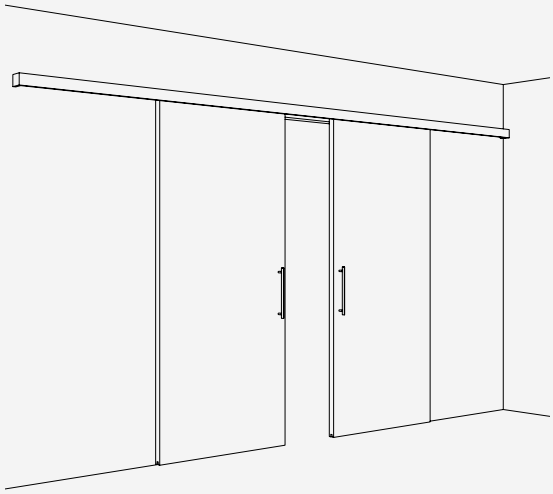

Technical specifications

Max.	60 kg (132 lbs.)
Max.	2700 mm (8'10 5/16'')
Max.	1200 mm (3'11 1/4'')
	30–45 mm (1 3/16'' to 1 25/32'')

Installation examples

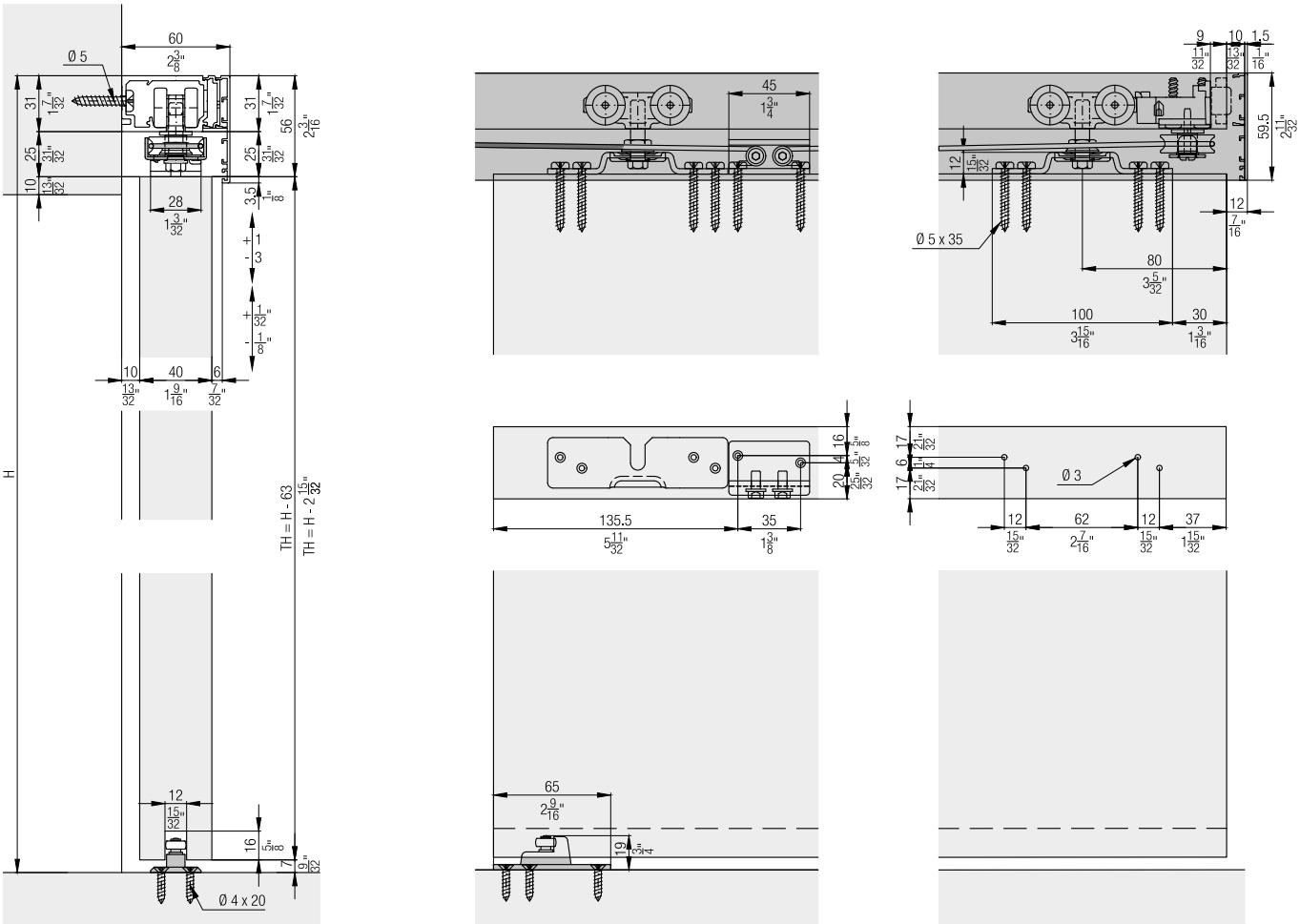

Subject to technical modifications. Metric specifications are exact. Inches are approximate.

Set for ceiling mounting, for 1 wooden door up to 60 kg (132 lbs.) (order 2x)

	No.
Hawa Porta 60 H/HC, for 1 door	057.3138.071
Hawa Porta 60 H/HC, black, for 1 door	057.3138.075

Set consisting of:

		057.3138.071	057.3138.075	No.
	Running gear, plain bearings, rollers plastic blue	2	2	057.3115.071
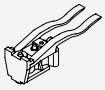	Stopper, with retention spring, plastic, gray	2		057.3073.072
	Suspension bolt, M8x32 mm (5/16"x1 1/4"), steel, zinc-plated	2	2	057.0123.104
	Hexagon locking nut, M8, steel, zinc-plated	2	2	768.9005.101
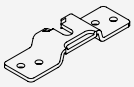	Support bracket, height and lateral adjustable, steel, zinc-plated	2	2	057.3129.101
	Pan head screw, 5x35 mm (3/16"x1 3/8"), steel, zinc-plated	8	8	766.6051.135
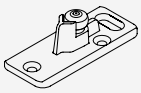	Bottom guide, with roller, adjustable, plastic, anthracite	1	1	057.3120.071
	Countersunk head screw, 4x20 mm (5/32"x25/32"), steel, zinc-plated	4		766.5042.120
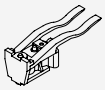	Stopper, with retention spring, plastic, black		2	057.3073.076
	Countersunk head screw, 4x20 mm, steel, zinc-plated		4	600.0000.817

Synchro set

	No.
Hawa Porta 60/100 H/HC and Hawa Divido 100 H, Synchro, for 2 doors	042.3027.072

Set consisting of:

		042.3027.072	No.
	Deviating roller, ball bearing	2	055.0101.001
	Cable safety, steel, zinc-plated	2	056.0124.101
	Clamp piece, steel, zinc-plated	2	057.0113.101
	Kevlar cable, D = 2.5 mm (3/32")	1	752.0059.104
	Flat washer, M5, 5.3/15/2 mm (3/16"/19/32"/3/32"), steel, zinc-plated	2	600.0000.681
	Rounded head screw, 5x25 mm (3/16"x31/32"), steel, zinc-plated	2	762.9455.000
	Head cap screw, with flange, M5x10 mm (3/16"x13/32"), steel, zinc-plated	4	762.9365.000
	Pan head screw, 5x35 mm (3/16"x1 3/8"), steel, zinc-plated	4	766.6051.135

Running tracks

		mm (inch)	No.
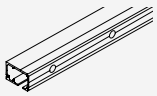	Running track, aluminum, anodized, pre-drilled	2,500 (8' 2 7/16")	057.3112.250
		3,500 (11' 5 25/32")	057.3112.350
		6,000 (19' 8 7/32")	057.3112.600
		cut to size	057.3112.990
	Running track, aluminum, black anodized, pre-drilled	2,500 (8' 2 7/16")	057.3112.255
		3,500 (11' 5 25/32")	057.3112.355

Panels

		mm (inch)	No.
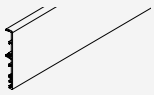	Clip-on panel, aluminum, anodized	2,500 (8' 2 7/16'')	042.3004.250
		3,500 (11' 5 25/32'')	042.3004.350
		6,000 (19' 8 7/32'')	042.3004.600
		cut to size	042.3004.990
	Clip-on panel, aluminum, black anodized	2,500 (8' 2 7/16'')	042.3004.255
		3,500 (11' 5 25/32'')	042.3004.355

Clip-on components

		No.
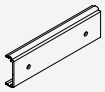	Clip component for wooden and aluminum panel, every 500 mm (1'7 11/16''), aluminium, pre-drilled	057.3117.001
	Clip component for wooden and aluminum panel, every 500 mm (1'7 11/16''), aluminum, black anodized, pre-drilled	057.3117.005

Fixing clamp for the end pieces of wooden or aluminum panels

	No.
Fixation clip for wooden and aluminum panel, 2-piece set	057.3126.071

Set consisting of:		057.3126.071	No.
	Fixation clip for wooden and aluminum panel, steel, zinc-plated	2	057.3126.101

Panel end component set, 59 mm (2 5/16''), aluminum

	No.
Panel end component set, with fixation clip, 59x60 mm (2 5/16x2 3/8''), aluminum, black anodized	042.3028.056
Panel end component set, with fixation clip, 59x60 mm (2 5/16x2 3/8''), aluminum, anodized	042.3028.076

Set consisting of:		042.3028.056	042.3028.076	No.
	Panel end component, 59 mm (2 5/16"), aluminum, black anodized	1		042.3028.956
	Bracker connector, steel, zinc-plated	2	2	057.3051.101
	Fixation clip for wooden and aluminum panel, steel, zinc-plated	1	1	057.3126.101
	Screw, M4x2.6 mm (5/32"x 1/8"), steel, zinc-plated	4	4	011.0101.171
	Panel end component, 59 mm (2 5/16"), aluminum, anodized		1	042.3028.906

End cap set

	No.
End cap set, with fixation clip, plastic, anthracite	057.3132.072

Set consisting of:		057.3132.072	No.
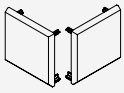	End cap, plastic, anthracite	1	057.3132.071
	Fixation clip for wooden and aluminum panel, steel, zinc-plated	2	057.3126.101

Bottom guide set for wall mounting

		No.
	Set bottom guide for wall mounting, with roller	057.3128.171

Accessories

		No.
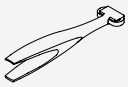	Track cleaner, plastic, blue	057.3099.071

Subject to technical modifications. Metric specifications are exact. Inches are approximate.

Wooden panel

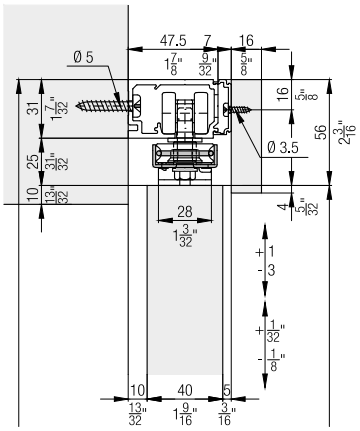

Optional: Wall bracket bottom guide

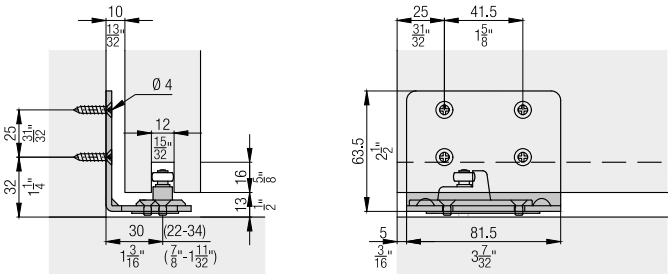

Calculations of panels

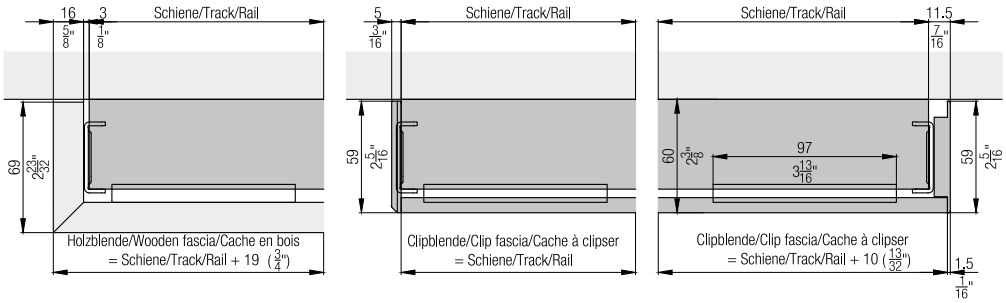

Calculations

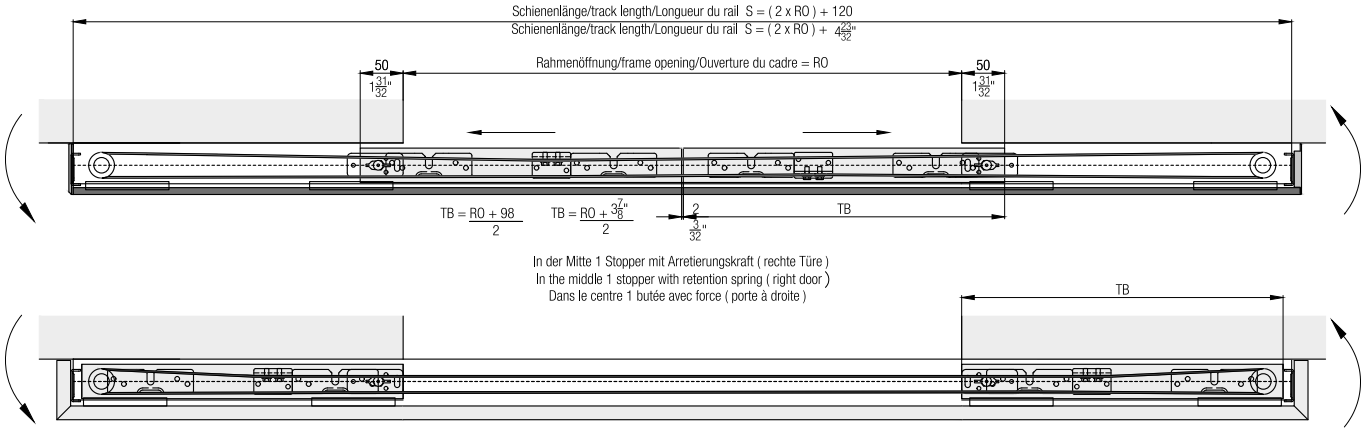

Accessories
- Lock solutions from page 479
- General accessories from page 487

Planning/execution
Further information about the product can be found on www.hawa.com.

Fitting for top-running wooden doors up to 60 kg (132 lbs.), with surface mounted running track or running track flush with the ceiling. Optionally with soft and self closing mechanism. Ceiling mounting. Minimal installation height.

Product highlights

Flexibility Ceiling-integrated or surface-mounted installation with the same system

Productivity Tool-less door mounting

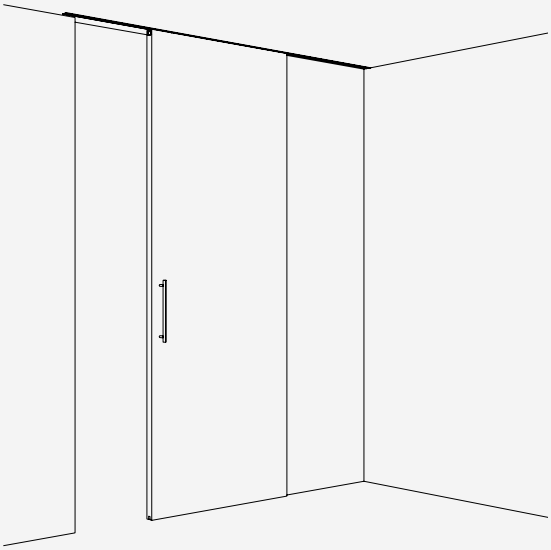

Technical specifications

Max.	60 kg (132 lbs.)
Max.	2700 mm (8'10 5/16'')
Max.	1600 mm (5'3'')
	30–80 mm (1 3/16'' to 3 5/32'')

Installation examples

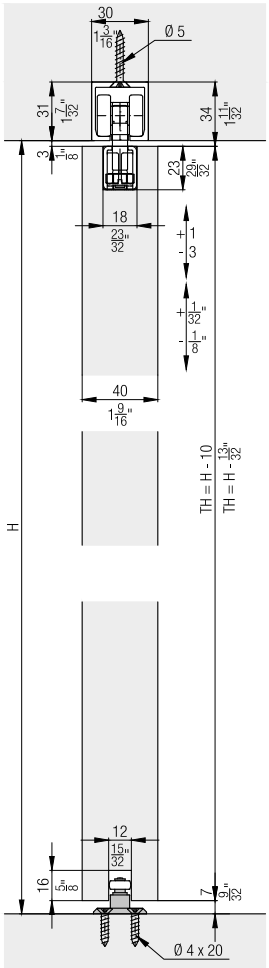

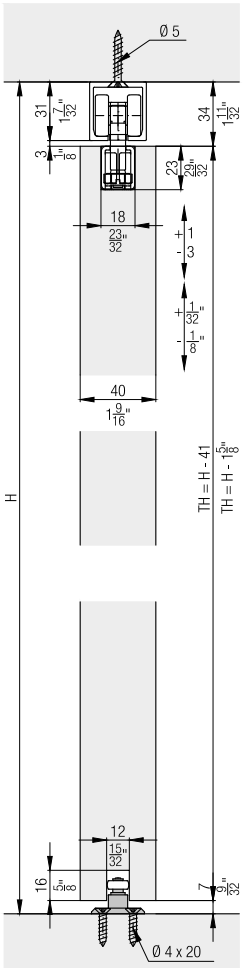

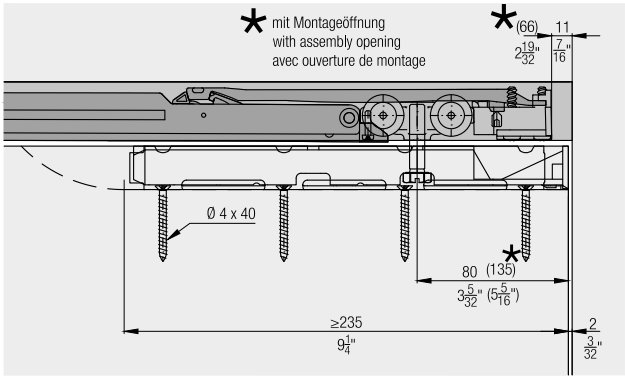

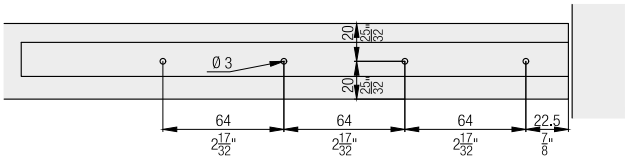

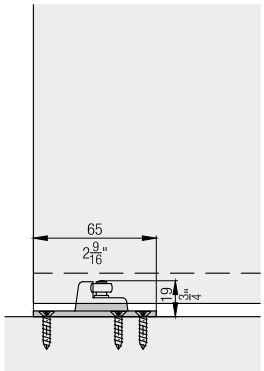



Subject to technical modifications. Metric specifications are exact. Inches are approximate.

Set for ceiling mounting, for 1 wooden door up to 60 kg (132 lbs.)

	No.
Hawa Porta 60 HM/HMD, minimal installation height, for 1 door	057.3133.072

Set consisting of:

		057.3133.072	No.
	Running gear, plain bearings, rollers plastic blue	2	057.3115.071
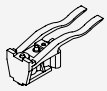	Stopper, with retention spring, plastic, gray	2	057.3073.072
	Hexagon head screw, M8x36 mm (5/16"x1 13/32"), steel, zinc-plated	2	042.0165.101
	Cover cap, plastic, grey	2	600.0000.533
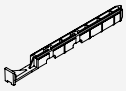	Running gear holder, plastic, anthracite	2	042.0167.001
	Housing, steel, zinc-plated	2	042.0166.101
	Countersunk head screw, 4x40 mm (5/32"x1 9/16"), steel, zinc-plated	8	766.5040.140
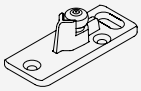	Bottom guide, with roller, adjustable, plastic, anthracite	1	057.3120.071
	Countersunk head screw, 4x20 mm (5/32"x25/32"), steel, zinc-plated	4	766.5042.120

Set for ceiling mounting, for 1 wooden door up to 60 kg (132 lbs.)

	No.
Hawa Porta 60 HM, minimal installation height, with running track, 2000 mm (6' 6 3/4''), aluminum, for 1 door	057.3134.071

Set consisting of:

		mm (inch)	057.3134.071	No.
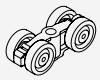	Running gear, plain bearings, rollers plastic blue		2	057.3115.071
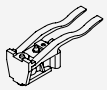	Stopper, with retention spring, plastic, gray		2	057.3073.072
	Hexagon head screw, M8x36 mm (5/16"x1 13/32"), steel, zinc-plated		2	042.0165.101
	Cover cap, plastic, grey		2	600.0000.533
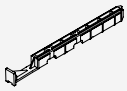	Running gear holder, plastic, anthracite		2	042.0167.001
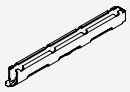	Housing, steel, zinc-plated		2	042.0166.101
	Countersunk head screw, 4x40 mm (5/32"x1 9/16"), steel, zinc-plated		8	766.5040.140
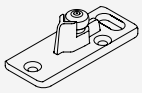	Bottom guide, with roller, adjustable, plastic, anthracite		1	057.3120.071
	Countersunk head screw, 4x20 mm (5/32"x25/32"), steel, zinc-plated		4	766.5042.120
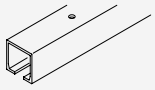	Running track, aluminum, pre-drilled	2,000 (6' 6 3/4 '')	1	057.3016.200

Running tracks

		mm (inch)	No.
	Running track, aluminum, pre-drilled	1,700 (5' 6 15/16")	057.3016.170
		2,000 (6' 6 3/4 ")	057.3016.200
		2,500 (8' 2 7/16")	057.3016.250
		6,000 (19' 8 7/32")	057.3016.600
		cut to size	057.3016.990
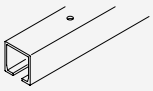	Running track, aluminum, anodized, pre-drilled	2,000 (6' 6 3/4 ")	057.3016.201
		2,500 (8' 2 7/16")	057.3016.251
		6,000 (19' 8 7/32")	057.3016.601
		cut to size	057.3016.991
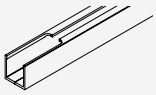	Running track, with assembly opening, aluminum, anodized, pre-drilled	2,500 (8' 2 7/16")	057.3016.256
		cut to size	057.3016.998
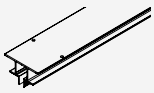	Running track, ceiling integration, aluminum, anodized, pre-drilled	2,500 (8' 2 7/16")	27668
		3,500 (11' 5 25/32")	27667
		6,000 (19' 8 7/32")	30326
		cut to size	27669
	Disposable cover to running track Hawa Porta 45/60/100, plastic, black	2,000 (6' 6 3/4 ")	057.3098.001
		cut to size	057.3098.990

Soft close

For soft closing in opening and closing direction order 2 sets.

	No.
Soft close Hawa Porta 60/100, Divido 100, 10–60 kg (22-132 lbs.), 1 piece	042.3102.072

Set consisting of:

		042.3102.072	No.
	Soft close, top running, 10-60 kg (22 to 132 lbs.), plastic	1	042.3106.072
	Trigger for soft close in buildings, zinc die casting	1	042.3105.001
	Screw set soft close	1	600.0000.566

Cover for assembly opening

	No.
Cover cap to assembly opening, 1-piece set	042.3114.071

Set consisting of:

		042.3114.071	No.
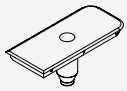	Cover cap assembly opening, plastic, gray	1	042.0172.001
	Screw set soft close	1	600.0000.566

Screw set

	No.
Screw set for ceiling integration, +15 mm (+19/32")	057.3180.071

Set consisting of:

		057.3180.071	No.
	Hexagon screw, M8x51 mm (5/16"x2"), steel, zinc-plated	2	042.0165.103
	Head cap screw, M8x50 mm (5/16"x1 31/32"), steel, zinc-plated	1	042.0175.002

Subject to technical modifications. Metric specifications are exact. Inches are approximate.

Accessories

		No.
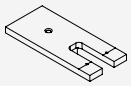	Routing jig for assembly opening	042.3118.071
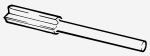	Groove cutter to routing jig, Ø= 10 mm (13/32"), hard metal	600.0000.309
	Track cleaner, plastic, blue	057.3099.071

Soft close

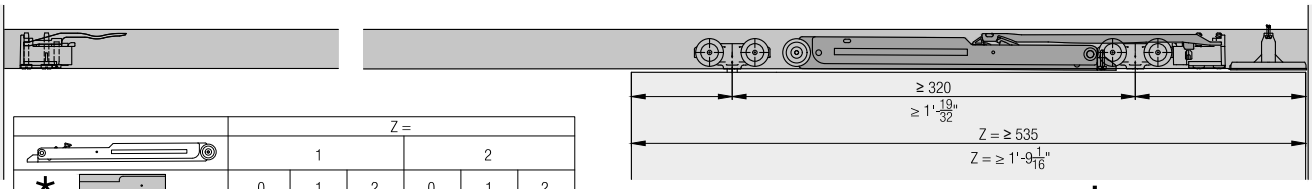

	Z =					
	1			2		
*	0	1	2	0	1	2
Hawa Porta 60/100 H/HC	1' 6 29/32"	1' 9 1/16"	1' 11 1/4"	2' 4 3/4"	2' 6 29/32"	2' 9 3/32"
Hawa Porta 60/100 HM/HMD/HMT	1' 6 29/32"	1' 9 1/16"	1' 11 1/4"	2' 4 3/4"	2' 6 29/32"	2' 9 3/32"
Hawa Porta 100 G/GU/GM	1' 6 29/32"	1' 9 1/16"	1' 11 1/4"	2' 4 3/4"	2' 6 29/32"	2' 9 3/32"
Hawa Porta 100 GW/GWF	1' 8 5/32"	1' 9 11/32"	1' 11 1/4"	2' 6"	2' 6 29/32"	2' 7 3/16"
Hawa Porta 100 GMD	1' 7 7/32"	1' 9 7/32"	1' 11 1/4"	2' 5 1/16"	2' 7 1/16"	2' 7 3/16"
Hawa Divido 100 H/HM/GR	1' 6 29/32"	1' 9 1/16"	1' 11 1/4"	2' 4 3/4"	2' 6 29/32"	2' 9 3/32"
Hawa Divido 100 GRM	1' 8 5/32"	1' 10 11/32"	1' 0 1/2"	2' 6"	2' 8 5/32"	2' 10 11/32"

	Z =					
	1			2		
*	0	1	2	0	1	2
Hawa Porta 60/100 H/HC	480	535	590	730	785	840
Hawa Porta 60/100 HM/HMD/HMT	480	535	590	730	785	840
Hawa Porta 100 G/GU/GM	480	535	590	730	785	840
Hawa Porta 100 GW/GWF	512	542	590	762	792	840
Hawa Porta 100 GMD	488	539	590	738	789	840
Hawa Divido 100 H/HM/GR	480	535	590	730	785	840
Hawa Divido 100 GRM	512	567	622	762	817	872

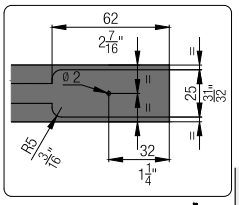

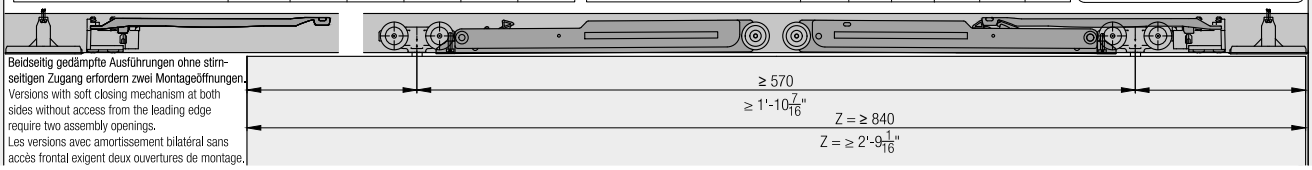

Beidseitig gedämpfte Ausführungen ohne stirnseitigen Zugang erfordern zwei Montageöffnungen.
Versions with soft closing mechanism at both sides without access from the leading edge require two assembly openings.
Les versions avec amortissement bilatéral sans accès frontal exigent deux ouvertures de montage.

Ceiling integration

Recommendation: For systems integrated into the ceiling, provide assembly openings or front access to the system.

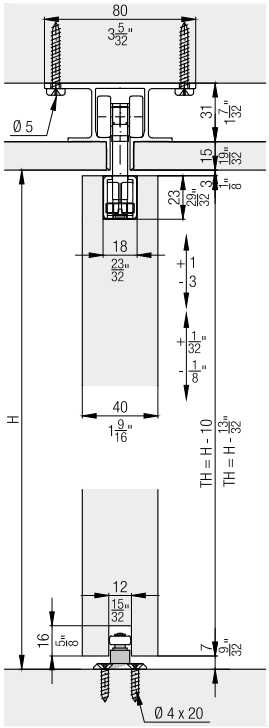

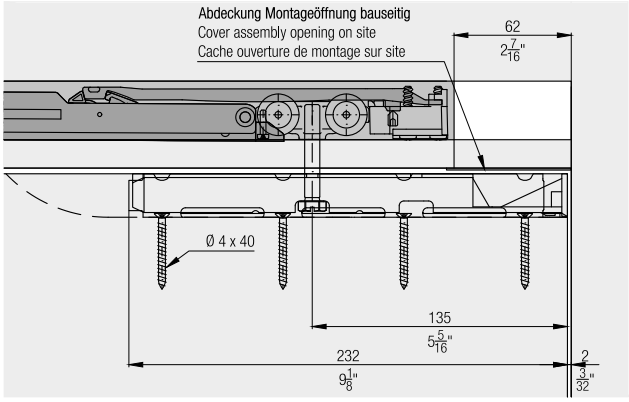

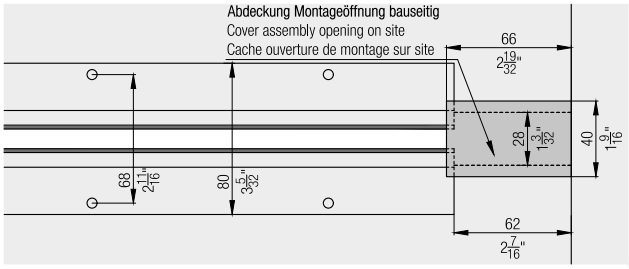

Accessories
- Lock solutions from page 479
- General accessories from page 487

Planning/execution
Further information about the product can be found on www.hawa.com.

Subject to technical modifications. Metric specifications are exact. Inches are approximate.

Fitting for top-running wooden doors up to 60 kg (132 lbs.), with surface mounted running track. Optionally with soft and self closing mechanism. Wall mounting. Minimal installation height.

Product highlights

Flexibility Aluminium panel or customer-provided wooden panelling integrated in the system

Productivity Tool-less door mounting

Aesthetics Also available in black as a “Black Edition” design option for a particularly attractive appearance

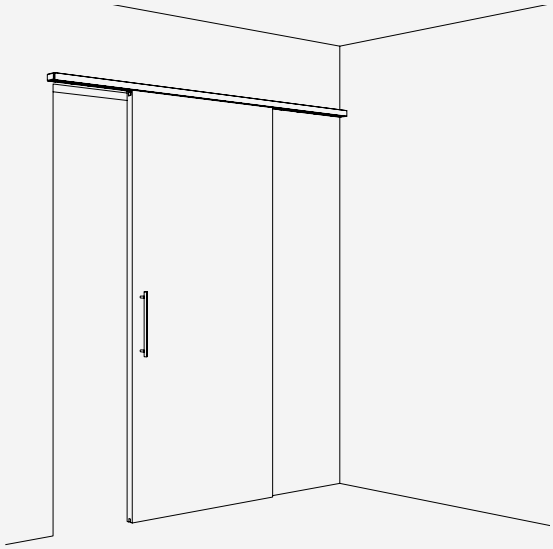

Technical specifications

Max.	60 kg (132 lbs.)
Max.	2700 mm (8'10 5/16'')
Max.	1600 mm (5'3'')
	30–45 mm (1 3/16'' to 1 25/32'')

Installation examples

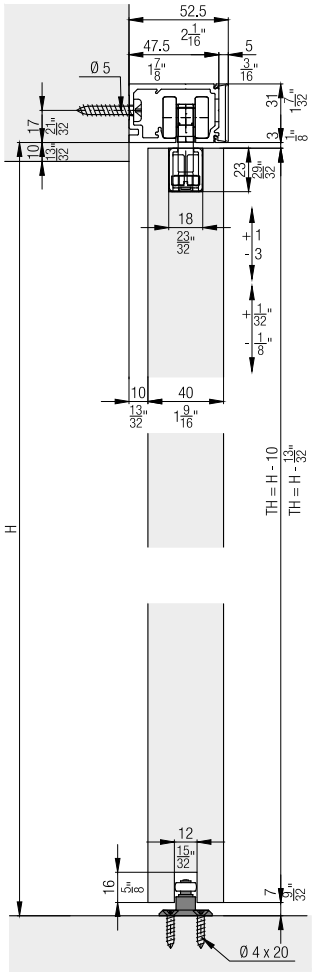

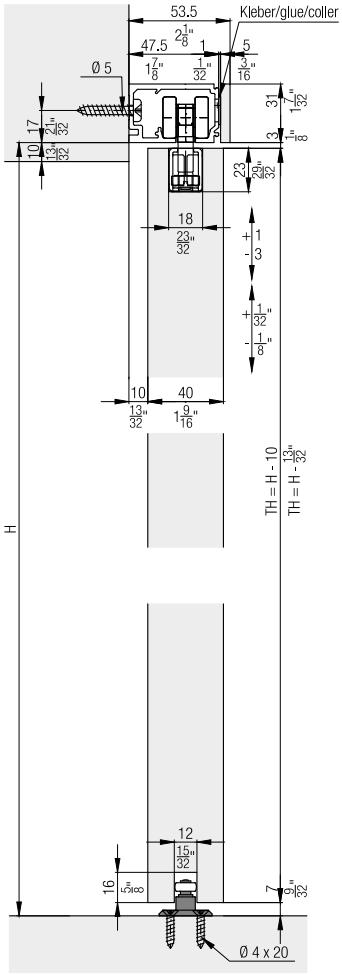

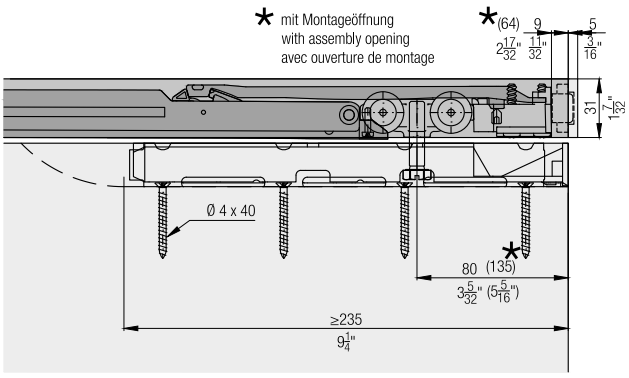

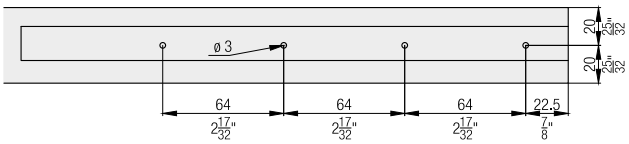

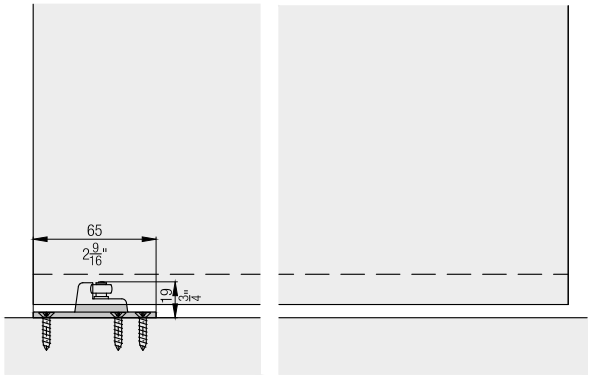

Set for wall mounting, for 1 wooden door up to 60 kg (132 lbs.)

	No.
Hawa Porta 60 HM/HMD, minimal installation height, for 1 door	057.3133.072
Hawa Porta 60 HMD, black, minimal installation height, for 1 door	057.3133.084

Set consisting of:

		057.3133.072	057.3133.084	No.
	Running gear, plain bearings, rollers plastic blue	2	2	057.3115.071
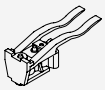	Stopper, with retention spring, plastic, gray	2		057.3073.072
	Hexagon head screw, M8x36 mm (5/16"x1 13/32"), steel, zinc-plated	2	2	042.0165.101
	Cover cap, plastic, grey	2	2	600.0000.533
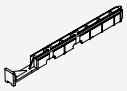	Running gear holder, plastic, anthracite	2	2	042.0167.001
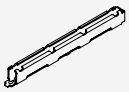	Housing, steel, zinc-plated	2	2	042.0166.101
	Countersunk head screw, 4x40 mm (5/32"x1 9/16"), steel, zinc-plated	8	8	766.5040.140
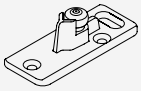	Bottom guide, with roller, adjustable, plastic, anthracite	1	1	057.3120.071
	Countersunk head screw, 4x20 mm (5/32"x25/32"), steel, zinc-plated	4		766.5042.120
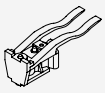	Stopper, with retention spring, plastic, black		2	057.3073.076
	Countersunk head screw, 4x20 mm, steel, zinc-plated		4	600.0000.817

Set for wall mounting, for 1 wooden door up to 60 kg (132 lbs.)

	No.
Hawa Porta 60 HMD, minimal installation height, with running track, 2000 mm, aluminum, anodized, for 1 door	057.3136.071

Set consisting of:

		mm (inch)	057.3136.071	No.
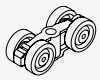	Running gear, plain bearings, rollers plastic blue		2	057.3115.071
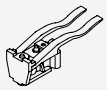	Stopper, with retention spring, plastic, gray		2	057.3073.072
	Hexagon head screw, M8x36 mm (5/16"x1 13/32"), steel, zinc-plated		2	042.0165.101
	Cover cap, plastic, grey		2	600.0000.533
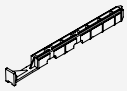	Running gear holder, plastic, anthracite		2	042.0167.001
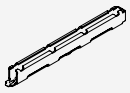	Housing, steel, zinc-plated		2	042.0166.101
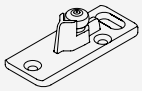	Bottom guide, with roller, adjustable, plastic, anthracite		1	057.3120.071
	Fixation clip for wooden and aluminum panel, 2-piece set		1	057.3126.071
	Countersunk head screw, 4x40 mm (5/32"x1 9/16"), steel, zinc-plated		8	766.5040.140
	Countersunk head screw, 4x20 mm (5/32"x25/32"), steel, zinc-plated		4	766.5042.120
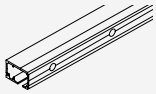	Running track, aluminum, anodized, pre-drilled	2,000 (6' 6 3/4 '')	1	057.3112.199

Subject to technical modifications. Metric specifications are exact. Inches are approximate.

Running tracks

		mm (inch)	No.
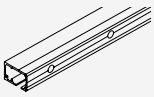	Running track, aluminum, anodized, pre-drilled	2,500 (8' 2 7/16")	057.3112.250
		3,500 (11' 5 25/32")	057.3112.350
		6,000 (19' 8 7/32")	057.3112.600
		cut to size	057.3112.990
	Running track, aluminum, black anodized, pre-drilled	2,500 (8' 2 7/16")	057.3112.255
		3,500 (11' 5 25/32")	057.3112.355
	Disposable cover to running track Hawa Porta 45/60/100, plastic, black	2,000 (6' 6 3/4 ")	057.3098.001
		cut to size	057.3098.990

Panels

		mm (inch)	No.
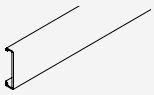	Clip-on panel, wall mounting, aluminum, anodized	2,500 (8' 2 7/16")	057.3113.250
		3,500 (11' 5 25/32")	057.3113.350
		6,000 (19' 8 7/32")	057.3113.600
		cut to size	057.3113.990
	Clip-on panel, wall mounting, aluminum, black anodized	2,500 (8' 2 7/16")	057.3113.255
		3,500 (11' 5 25/32")	057.3113.355

End cap set

	No.
End cap set, with fixation clip, plastic, anthracite	057.3131.072
End cap set, with fixation clip, plastic, black	057.3131.075

Set consisting of:

		057.3131.072	057.3131.075	No.
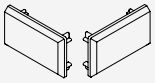	End cap, plastic, anthracite	1		057.3131.071
	Fixation clip for wooden and aluminum panel, steel, zinc-plated	2	2	057.3126.101
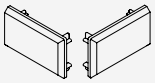	End cap set, plastic, anthracite		1	057.3131.076

Fixing clamp for the end pieces of wooden or aluminum panels

	No.
Fixation clip for wooden and aluminum panel, 2-piece set	057.3126.071

Set consisting of:

		057.3126.071	No.
	Fixation clip for wooden and aluminum panel, steel, zinc-plated	2	057.3126.101

Soft close

For soft closing in opening and closing direction order 2 sets.

	No.
Soft close Hawa Porta 60/100, Divido 100, 10-60 kg (22-132 lbs.), 1 piece	042.3102.072

Set consisting of:

		042.3102.072	No.
	Soft close, top running, 10-60 kg (22 to 132 lbs.), plastic	1	042.3106.072
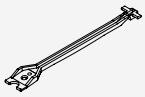	Trigger for soft close in buildings, zinc die casting	1	042.3105.001
	Screw set soft close	1	600.0000.566

Cover for assembly opening

	No.
Cover cap to assembly opening, 1-piece set	042.3114.071

Set consisting of:

		042.3114.071	No.
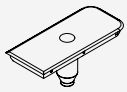	Cover cap assembly opening, plastic, gray	1	042.0172.001
	Screw set soft close	1	600.0000.566

Bottom guide set for wall mounting

		No.
	Set bottom guide for wall mounting, with roller	057.3128.171

Accessories

		No.
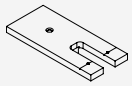	Routing jig for assembly opening	042.3118.071
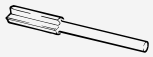	Groove cutter to routing jig, Ø= 10 mm (13/32"), hard metal	600.0000.309
	Track cleaner, plastic, blue	057.3099.071

Calculations of panels

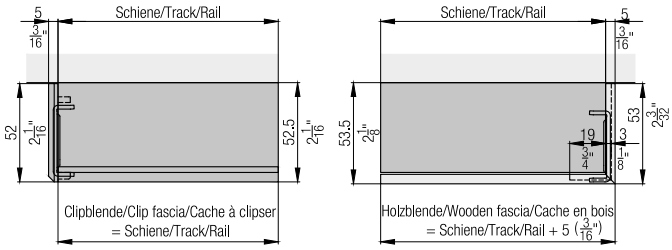

Wall mounting bottom guide

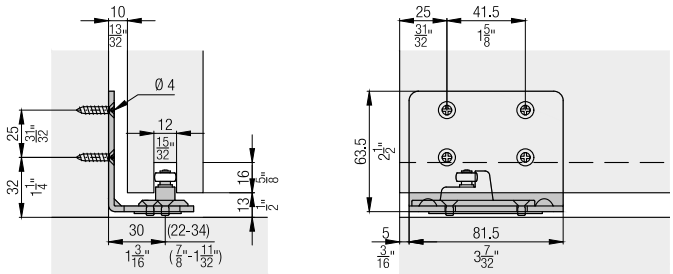

Subject to technical modifications. Metric specifications are exact. Inches are approximate.

Soft close

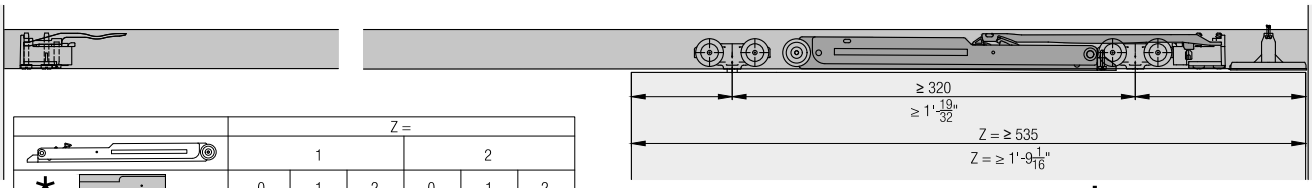

	Z =					
	1			2		
*	0	1	2	0	1	2
Hawa Porta 60/100 H/HC	1' 6 29/32"	1' 9 1/16"	1' 11 1/4"	2' 4 3/4"	2' 6 29/32"	2' 9 3/32"
Hawa Porta 60/100 HM/HMD/HMT	1' 6 29/32"	1' 9 1/16"	1' 11 1/4"	2' 4 3/4"	2' 6 29/32"	2' 9 3/32"
Hawa Porta 100 G/GU/GM	1' 6 29/32"	1' 9 1/16"	1' 11 1/4"	2' 4 3/4"	2' 6 29/32"	2' 9 3/32"
Hawa Porta 100 GW/GWF	1' 8 5/32"	1' 9 11/32"	1' 11 1/4"	2' 6"	2' 6 29/32"	2' 7 3/16"
Hawa Porta 100 GMD	1' 7 7/32"	1' 9 7/32"	1' 11 1/4"	2' 5 1/16"	2' 7 1/16"	2' 7 3/16"
Hawa Divido 100 H/HM/GR	1' 6 29/32"	1' 9 1/16"	1' 11 1/4"	2' 4 3/4"	2' 6 29/32"	2' 9 3/32"
Hawa Divido 100 GRM	1' 8 5/32"	1' 10 11/32"	1' 0 1/2"	2' 6"	2' 8 5/32"	2' 10 11/32"

	Z =					
	1			2		
*	0	1	2	0	1	2
Hawa Porta 60/100 H/HC	480	535	590	730	785	840
Hawa Porta 60/100 HM/HMD/HMT	480	535	590	730	785	840
Hawa Porta 100 G/GU/GM	480	535	590	730	785	840
Hawa Porta 100 GW/GWF	512	542	590	762	792	840
Hawa Porta 100 GMD	488	539	590	738	789	840
Hawa Divido 100 H/HM/GR	480	535	590	730	785	840
Hawa Divido 100 GRM	512	567	622	762	817	872

* Montageöffnung
assembly opening
ouverture de montage

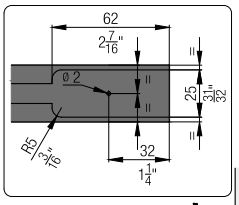



Beidseitig gedämpfte Ausführungen ohne stirnseitigen Zugang erfordern zwei Montageöffnungen.
Versions with soft closing mechanism at both sides without access from the leading edge require two assembly openings.
Les versions avec amortissement bilatéral sans accès frontal exigent deux ouvertures de montage.

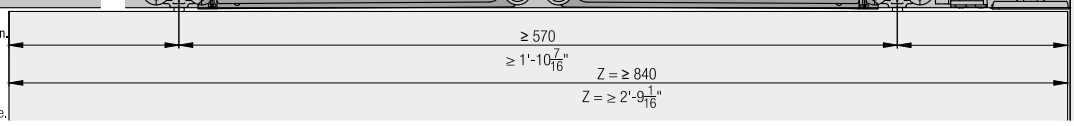

Soft close

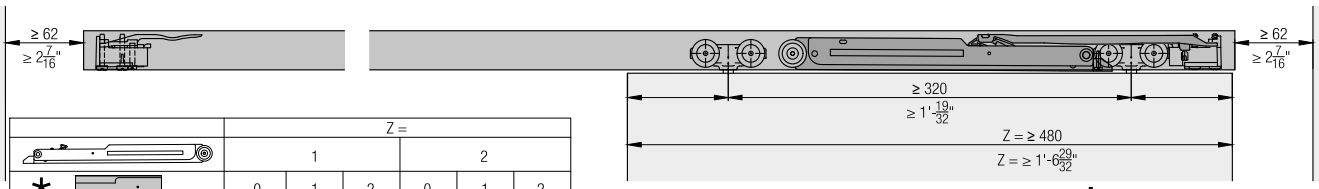

	Z =					
	1			2		
*	0	1	2	0	1	2
Hawa Porta 60/100 H/HC	1' 6 29/32"	1' 9 1/16"	1' 11 1/4"	2' 4 3/4"	2' 6 29/32"	2' 9 3/32"
Hawa Porta 60/100 HM/HMD/HMT	1' 6 29/32"	1' 9 1/16"	1' 11 1/4"	2' 4 3/4"	2' 6 29/32"	2' 9 3/32"
Hawa Porta 100 G/GU/GM	1' 6 29/32"	1' 9 1/16"	1' 11 1/4"	2' 4 3/4"	2' 6 29/32"	2' 9 3/32"
Hawa Porta 100 GW/GWF	1' 8 5/32"	1' 9 11/32"	1' 11 1/4"	2' 6"	2' 6 29/32"	2' 7 3/16"
Hawa Porta 100 GMD	1' 7 7/32"	1' 9 7/32"	1' 11 1/4"	2' 5 1/16"	2' 7 1/16"	2' 7 3/16"
Hawa Divido 100 H/HM/GR	1' 6 29/32"	1' 9 1/16"	1' 11 1/4"	2' 4 3/4"	2' 6 29/32"	2' 9 3/32"
Hawa Divido 100 GRM	1' 8 5/32"	1' 10 11/32"	1' 0 1/2"	2' 6"	2' 8 5/32"	2' 10 11/32"

	Z =					
	1			2		
*	0	1	2	0	1	2
Hawa Porta 60/100 H/HC	480	535	590	730	785	840
Hawa Porta 60/100 HM/HMD/HMT	480	535	590	730	785	840
Hawa Porta 100 G/GU/GM	480	535	590	730	785	840
Hawa Porta 100 GW/GWF	512	542	590	762	792	840
Hawa Porta 100 GMD	488	539	590	738	789	840
Hawa Divido 100 H/HM/GR	480	535	590	730	785	840
Hawa Divido 100 GRM	512	567	622	762	817	872

* Montageöffnung
assembly opening
ouverture de montage

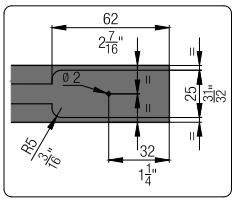

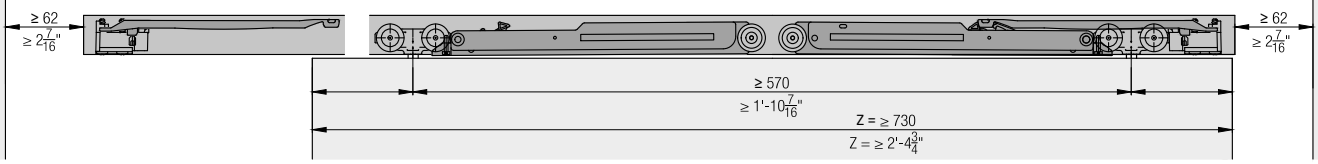

Accessories
- Lock solutions from page 479
- General accessories from page 487

Planning/execution
Further information about the product can be found on www.hawa.com.

Fitting for top-running wooden doors up to 60 kg (132 lbs.), with surface mounted running track. Sound attenuation. Wall mounting. Minimal installation height.

Product highlights

Comfort — Outstanding living comfort thanks to effective exclusion of sound, drafts, odors and unwanted light incidence

Flexibility — Aluminium panel or customer-provided wooden panelling integrated in the system

Productivity — Tool-less door mounting

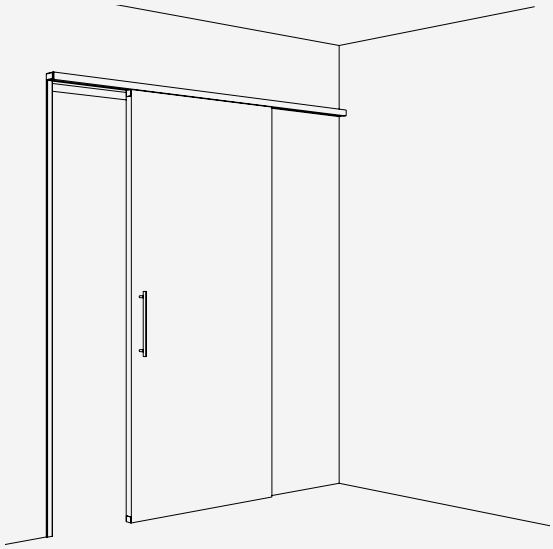

Technical specifications

Max.	60 kg (132 lbs.)
Max.	2500 mm (8' 2 7/16'')
	750–1250 mm (2' 5 17/32'' to 4' 1 7/32'') Inside clearance (LMB)
	39–45 mm (1 17/32'' to 1 25/32'')

Installation examples

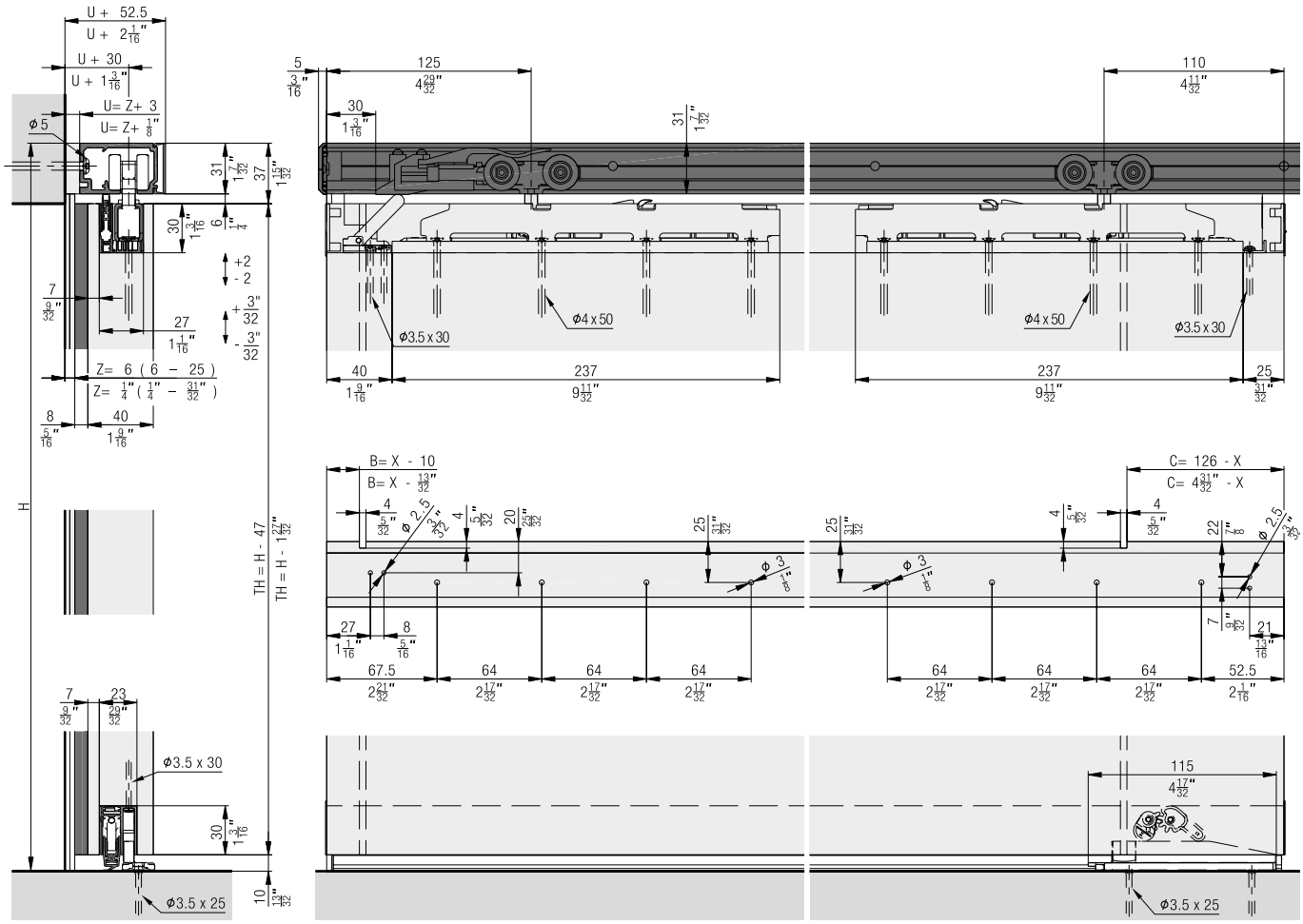

Subject to technical modifications. Metric specifications are exact. Inches are approximate.

Set for 1 wooden door up to 60 kg (132 lbs.)

	No.
Hawa Porta 60 HMD/HMT Pocket Acoustics, for 1 door	30431

Set consisting of:

		30431	No.
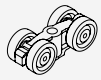	Running gear, plain bearings, rollers, plastic, blue	2	057.3115.071
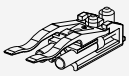	SoftStop Hawa Porta Acoustics, with retention spring, plastic, gray	1	30472
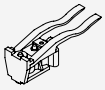	Stopper, with retention spring, plastic, gray	1	057.3073.072
	Adapter for running gear, for SoftStop, plastic, gray	1	30218
	Pan head screw, M3x8 mm (1/8"x5/16")	1	30359
	Hexagon head screw, M8x36 mm (5/16"x1 13/32"), steel, zinc-plated	1	042.0165.101
	Head cap screw, M8x35 mm (5/16"x1 3/8"), steel, zinc-plated	1	042.0175.001
	Cover cap, plastic, grey	1	600.0000.533
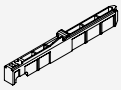	Running gear holder, plastic, anthracite	2	042.0174.001
	Housing, steel, zinc-plated	2	042.0166.102
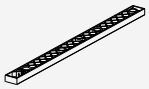	Spacer, housing plastic anthracite	2	30361
	Cover cap set, plastic, plastic, anthracite, 4-piece set	1	30484
	Flat countersunk head chipboard screw, 4x50 mm (5/32"x1 31/32", steel, zinc-plated	8	30463

Running tracks

		mm (inch)	No.
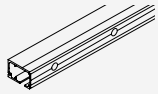	Running track, aluminum, anodized, pre-drilled	2,500 (8' 2 7/16'')	057.3112.250
		3,500 (11' 5 25/32'')	057.3112.350
		6,000 (19' 8 7/32'')	057.3112.600
		cut to size	057.3112.990
	Disposable cover to running track Hawa Divido 100 / Hawa Porta 45/60/100, plastic, black	2,000 (6' 6 3/4 '')	057.3098.001
		cut to size	057.3098.990

Components for running tracks

		No.
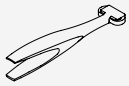	Track cleaner, plastic, blue	057.3099.071
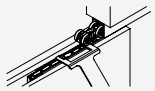	Key for dismounting, steel, zinc-plated	042.3119.101

Panels

		mm (inch)	No.
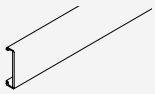	Clip-on panel, wall mounting, aluminum, anodized	2,500 (8' 2 7/16'')	057.3113.250
		3,500 (11' 5 25/32'')	057.3113.350
		6,000 (19' 8 7/32'')	057.3113.600
		cut to size	057.3113.990

Panel end component set, 95 mm (3 3/4''), plastic, wall mounting

	No.
Panel end component set, with fixation clip, plastic, anthracite	30485

Set consisting of:

		30485	No.
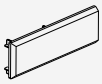	Panel end component, 95 mm (3 3/4"), plastic, anthracite, can be shortened	2	30133
	Fixation clip for wooden and aluminum panel, steel, zinc-plated	2	057.3126.101

Sets left type (horizontal seal set)

		No.
	Seal, Hawa Acoustics XS, left	30437
	Seal, Hawa Acoustics S, left	30439
	Seal, Hawa Acoustics M, left	30441
	Seal, Hawa Acoustics L, left	30443
	Seal, Hawa Acoustics XL, left	30445

Sets right type (horizontal seal set)

		No.
	Seal, Hawa Acoustics XS, right	30436
	Seal, Hawa Acoustics S, right	30438
	Seal, Hawa Acoustics M, right	30440
	Seal, Hawa Acoustics L, right	30442
	Seal, Hawa Acoustics XL, right	30444

Vertical seal for seal set, left, right set type

		No.
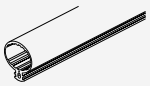	Seal vertical, Hawa Acoustics, 7700 mm (25' 3 5/32''), Silicone, black	30300

Hawa Acoustics horizontal seal set consisting of:

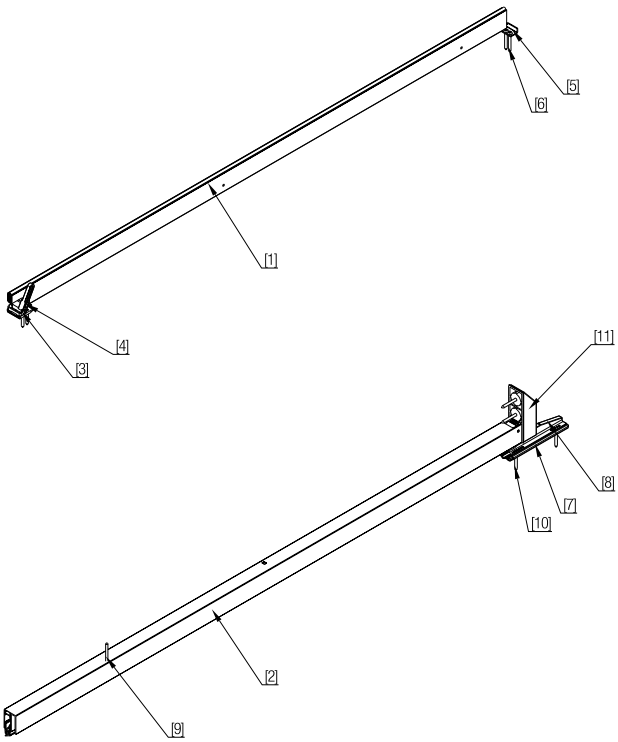

Position Position Position	Bezeichnung Désignation Designation	Anzahl Numéro Number	Typ Type Type			
1	**Hubdichtung** Joint de course Stroke seal	1	**Links/Rechts** Gauche/Droite Left/Right			
			XS	30454		
			S	30385		
			M	30455		
			L	30456		
			XL	30457		
2	**Senkdichtung** Joint vertical Vertikal seal	1	**Links** Gauche Left		**Rechts** Droite Right	
			XS	30446	XS	30447
			S	30387	S	30383
			M	30448	M	30449
			L	30450	L	30451
			XL	30452	XL	30453
3, 4, 5, 6	**Kleinteileset oben** Plateau pour petites pièces Small parts set top	1	**Links** Gauche Left	30390	**Rechts** Droite Right	30392
7, 8, 9, 10	**Kleinteileset unten** Jeu de petites pièces ci-dessous Small parts set below	1	**Links** Gauche Left	30416	**Rechts** Droite Right	30417
11	**Pocketadapter** Adaptateur de poche Pocket adapter	1	**Links/Rechts** Gauche/Droite Left/Right	30418		

Subject to technical modifications. Metric specifications are exact. Inches are approximate.

Definition left, right / door width calculation

Left type (left hand lock)

Ganzöffnend
Ouverture complète
Fully opening

STB = LMB + X + 120
STB = LMB + X + 4 23/32"

X = Zargenmass 30 - 60
X = Dimension du cadre 30 - 60
X = Frame dimension 1 9/16" - 2 3/8"

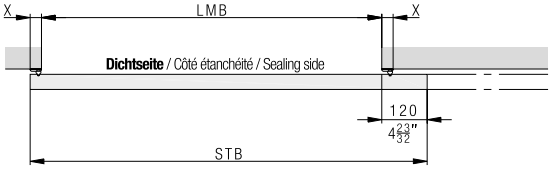

Teilöffnend
Ouverture partielle
Partially opening

STB = LMB + (2 * X) + 10
STB = LMB + (2 * X) + 13/32"

X = Zargenmass 30 - 60
X = Dimension du cadre 30 - 60
X = Frame dimension 1 9/16" - 2 3/8"

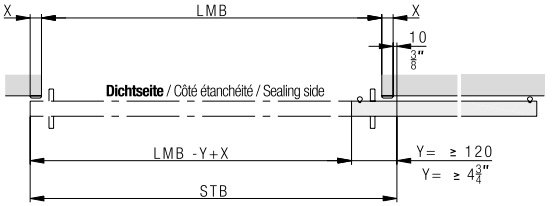

Right type (right hand lock)

Ganzöffnend
Ouverture complète
Fully opening

STB = LMB + X + 120
STB = LMB + X + 4 23/32"

X = Zargenmass 30 - 60
X = Dimension du cadre 30 - 60
X = Frame dimension 1 9/16" - 2 3/8"

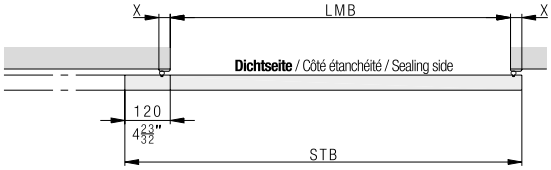

Teilöffnend
Ouverture partielle
Partially opening

STB = LMB + (2 * X) + 10
STB = LMB + (2 * X) + 13/32"

X = Zargenmass 30 - 60
X = Dimension du cadre 30 - 60
X = Frame dimension 1 9/16" - 2 3/8"

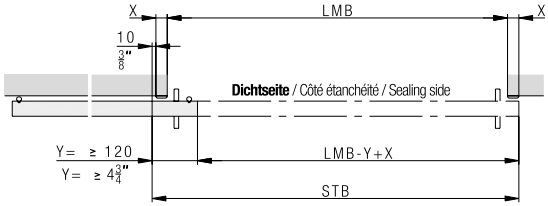

Acoustics set determination

Ganzöffnend
Ouverture complète
Fully opening

	LMB			
X	1 3/16"	1 9/16"	1 31/32"	2 3/8"
Hawa Acoustics XS	2' 5 17/32" - 2' 6 23/32"	2' 5 17/32" - 2' 6 5/16"	2' 5 17/32" - 2' 5 29/32"	2' 5 17/32"
Hawa Acoustics S	2' 6 23/32" - 2'11 7/16"	2' 6 5/16" - 2'11 1/32"	2' 5 29/32" - 2'10 21/32"	2' 5 17/32" - 2'10 1/4"
Hawa Acoustics M	2'11 7/16" - 3' 4 9/16"	2'11 1/32" - 3' 4 5/32"	2'10 21/32" - 3' 3 3/4"	2'10 1/4" - 3' 3 3/8"
Hawa Acoustics L	3' 4 9/16" - 3' 9 9/32"	3' 4 5/32" - 3' 8 7/8"	3' 3 3/4" - 3' 8 1/2"	3' 3 3/8" - 3' 8 3/32"
Hawa Acoustics XL	3' 9 9/32" - 4' 1 7/32"	3' 8 7/8" - 4' 1 7/32"	3' 8 15/32" - 4' 1 7/32"	3' 8 3/32" - 4' 1 7/32"

Teilöffnend
Ouverture partielle
Partially opening

	LMB			
X	1 3/16"	1 9/16"	1 31/32"	2 3/8"
Hawa Acoustics XS	2' 5 17/32" - 2'10 1/4"	2' 5 17/32" - 2' 9 15/32"	2' 5 17/32" - 2' 8 11/16"	2' 5 17/32" - 2' 7 7/8"
Hawa Acoustics S	2'10 1/4" - 3' 2 31/32"	2' 9 15/32" - 3' 2 3/16"	2' 8 11/16" - 3' 1 13/32"	2' 7 7/8" - 3' 5/8"
Hawa Acoustics M	3' 2 31/32" - 3' 8 3/32"	3' 2 3/16" - 3' 7 5/16"	3' 1 13/32" - 3' 6 17/32"	3' 5/8" - 3' 5 23/32"
Hawa Acoustics L	3' 8 3/32" - 4' 13/16"	3' 7 5/16" - 4' 1/32"	3' 6 17/32" - 3'11 1/4"	3' 5 23/32" - 3'10 15/32"
Hawa Acoustics XL	4' 13/16" - 4' 1 7/32"	4' 1/32" - 4' 1 7/32"	3'11 1/4" - 4' 1 7/32"	3'10 15/32" - 4' 1 7/32"

Block frame / closed frame details

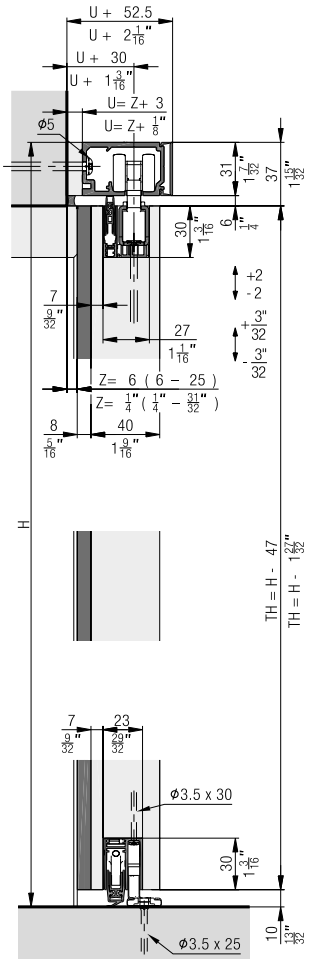

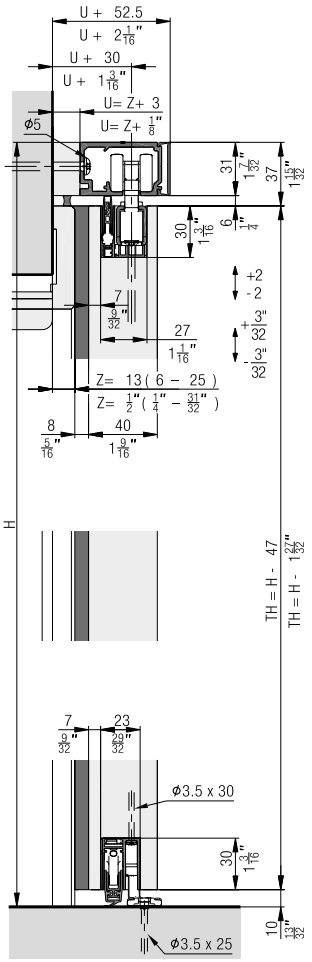

Partially opening view

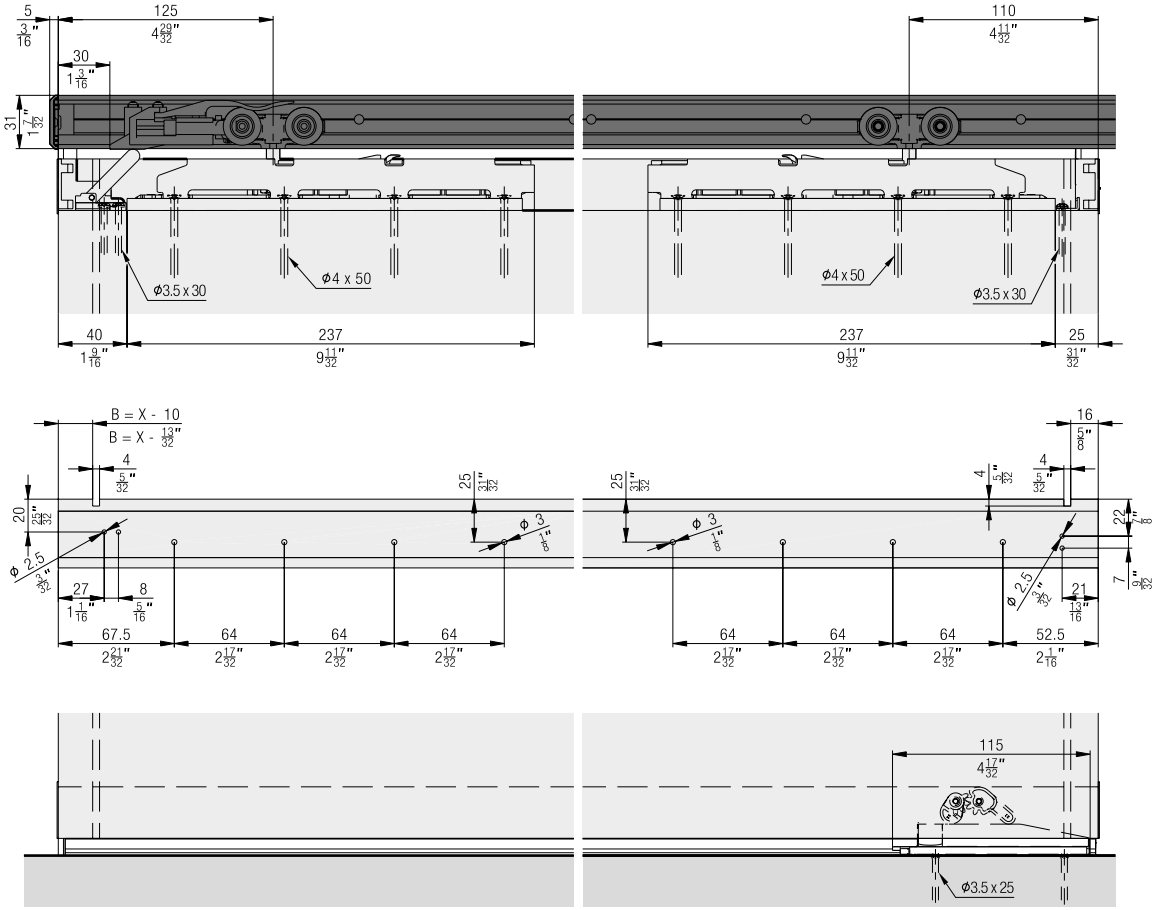

Bottom guide assembly detail

Ganzöffnend
Ouverture complète
Fully opening

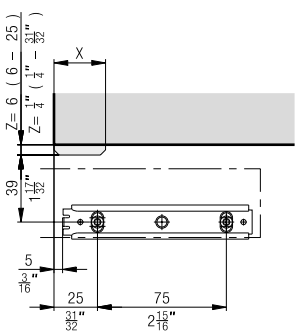

Teilöffnend
Ouverture partielle
Partially opening

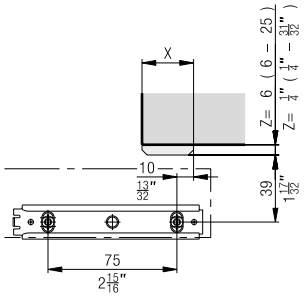

Calculations of panels

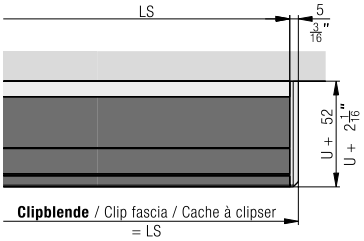

Clipblende / Clip fascia / Cache à clipser
= LS

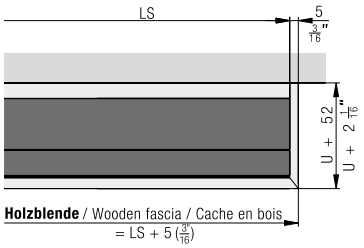

Holzblende / Wooden fascia / Cache en bois
= LS + 5 (3/16)

Subject to technical modifications. Metric specifications are exact. Inches are approximate.

Room-to-room sound attenuation

All reference values have been measured on the basis of a practical design. The Rw sound attenuation values specify the expected sound attenuation between the two rooms which are influenced by the wall, the system and the choice of door leaf.

Reference values tested with a lightweight construction wall in accordance with James Hardy (type 1 H 31 / Rw 52 dB), size 2.5 x 2.45 m in accordance with DIN EN ISO 10140-2. Clearance 2.0 x 1.0 m. The sound attenuation relates to the entire structure and specifies which sound attenuation can be expected between the two rooms.

Example walls	System	Thickness of door leaf	Type of door leaf	Estimated sound attenuation effect
				Room to room
				Rw
Wall with minimum acoustic rating of Rw 52 dB	without Hawa Acoustics	39 mm	Single door leaf without sealing system	≈ 18 dB
Lightweight construction wall with metal stand 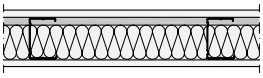	Hawa Porta 60 HMD Acoustics Hawa Porta 100 HMD Acoustics		Single door leaf, approx. 19 kg/m² acoustic rating of Rw 29 dB	≈ 31 dB
			Chipboard, approx. 25 kg/m² No defined acoustic rating	≈ 30 dB
			Door leaf with medium sound attenuation level approx. 25 kg/m², acoustic rating of Rw 39 dB	≈ 34 dB
Lightweight construction wall with wooden stand 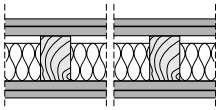	Hawa Junior 100 B Acoustics Hawa Porta 60 HMD Acoustics Hawa Porta 100 HMD Acoustics	44 mm	Single door leaf, approx. 20 kg/m² acoustic rating of Rw 29 dB	≈ 30 dB
			Door leaf with medium sound attenuation level approx. 28 kg/m², acoustic rating of Rw 40 dB	≈ 34 dB
	Hawa Junior 100 B Acoustics	50 mm	Door leaf with high sound attenuation level approx. 33 kg/m², acoustic rating of Rw 42 dB	≈ 35 dB
Solid wall 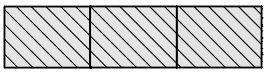	without Hawa Acoustics	39 mm	Single door leaf without sealing system	≈ 20 dB
	Hawa Porta 60 HMT Pocket Acoustics Hawa Porta 100 HMT Pocket Acoustics		Single door leaf, approx. 19 kg/m², acoustic rating of Rw 29 dB	≈ 31 dB
			Door leaf with medium sound attenuation level approx. 25 kg/m², acoustic rating of Rw 39 dB	≈ 37 dB
Acoustic ratings for wall construction according to manufacturer. The acoustic values may vary if installed in different wall types.	Hawa Junior 100 B Pocket Acoustics Hawa Porta 60 HMT Pocket Acoustics Hawa Porta 100 HMT Pocket Acoustics	44 mm	Single door leaf, approx. 20 kg/m² acoustic rating of Rw 29 dB	≈ 32 dB
			Door leaf with medium sound attenuation level approx. 28 kg/m², acoustic rating of Rw 40 dB	≈ 39 dB
	Hawa Junior 100 B Pocket Acoustics	50 mm	Door leaf with high sound attenuation level approx. 33 kg/m², acoustic rating of Rw 42 dB	≈ 41 dB

Planning/execution
Further information about the product can be found on www.hawa.com.

Fitting for top-running wooden doors up to 60 kg (132 lbs.), with surface mounted running track or running track flush with the ceiling. Optionally with soft and self closing mechanism. Ceiling mounting. Wall pocket solution.

Product highlights

Flexibility Ceiling-integrated or surface-mounted pocket solutions possible

Productivity Door can be installed in pocket after construction is complete



Technical specifications

Max.	60 kg (132 lbs.)
Max.	2700 mm (8'10 5/16'')
Max.	1600 mm (5'3'')
	30–80 mm (1 3/16'' to 3 5/32'')

Installation examples

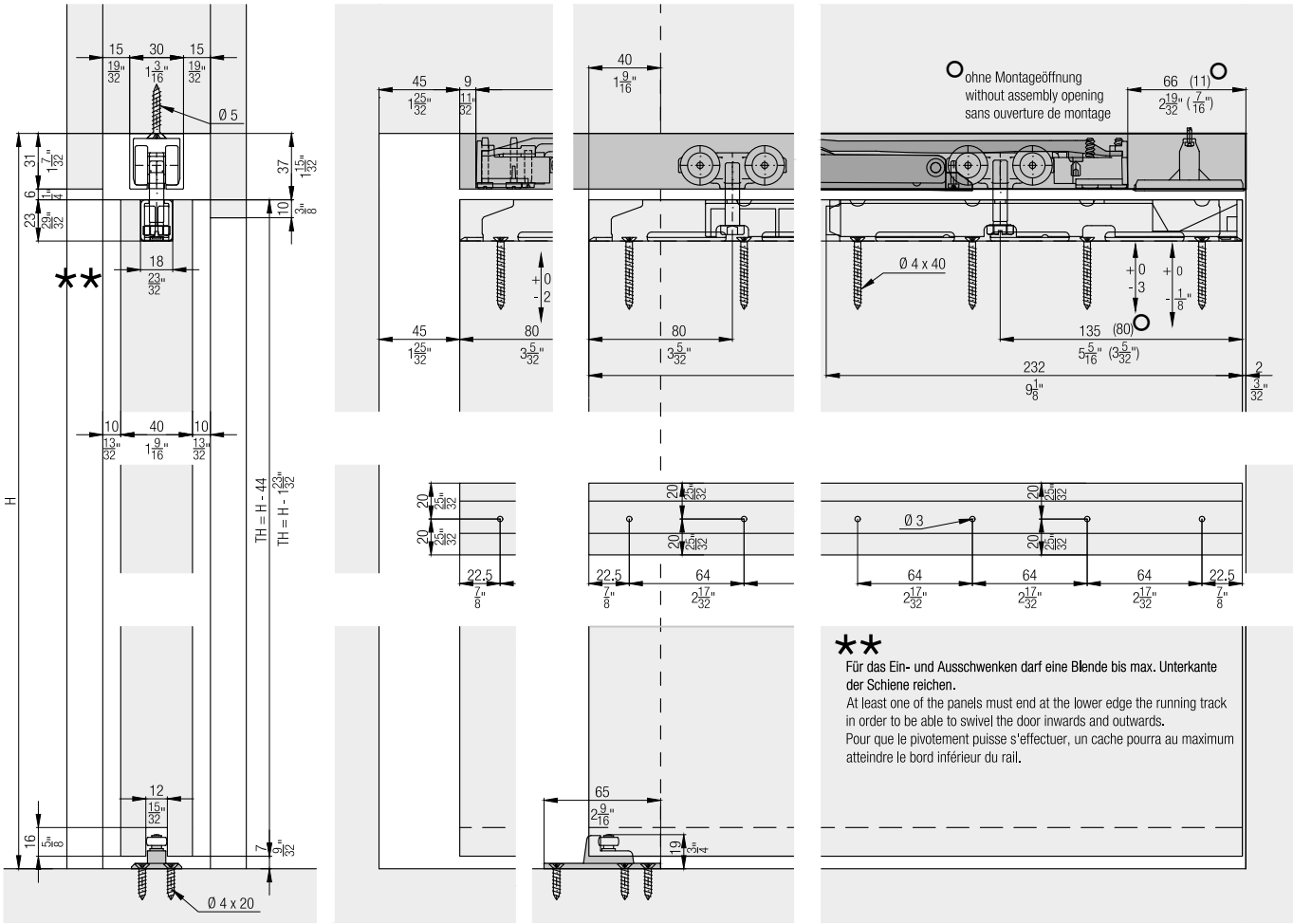

Subject to technical modifications. Metric specifications are exact. Inches are approximate.

Set for ceiling mounting, for 1 wooden door up to 60 kg (132 lbs.)

	No.
Hawa Porta 60 HMT Pocket, minimal installation height, for 1 door	057.3133.074

Set consisting of:

		057.3133.074	No.
	Running gear, plain bearings, rollers plastic blue	2	057.3115.071
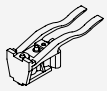	Stopper, with retention spring, plastic, gray	2	057.3073.072
	Hexagon head screw, M8x36 mm (5/16"x1 13/32"), steel, zinc-plated	1	042.0165.101
	Head cap screw, M8x35 mm (5/16"x1 3/8"), steel, zinc-plated	1	042.0175.001
	Cover cap, plastic, grey	1	600.0000.533
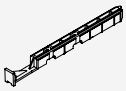	Running gear holder, plastic, anthracite	1	042.0167.001
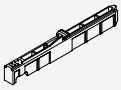	Running gear holder, plastic, anthracite	1	042.0174.001
	Housing, steel, zinc-plated	1	042.0166.101
	Housing, steel, zinc-plated	1	042.0166.102
	Countersunk head screw, 4x40 mm (5/32"x1 9/16"), steel, zinc-plated	8	766.5040.140
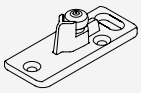	Bottom guide, with roller, adjustable, plastic, anthracite	1	057.3120.071
	Countersunk head screw, 4x20 mm (5/32"x25/32"), steel, zinc-plated	4	766.5042.120

Set for ceiling mounting, for 1 wooden door up to 60 kg (132 lbs.)

	No.
Hawa Porta 60 HMT Pocket, with running track, 2000 mm (6' 6 3/4''), aluminum, anodized, for 1 door	057.3181.071

Set consisting of:

		mm (inch)	057.3181.071	No.
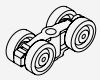	Running gear, plain bearings, rollers plastic blue		2	057.3115.071
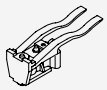	Stopper, with retention spring, plastic, gray		1	057.3073.072
	Spring loaded buffer Hawa Porta 60/100		1	27760
	Hexagon head screw, M8x36 mm (5/16"x1 13/32"), steel, zinc-plated		1	042.0165.101
	Head cap screw, M8x35 mm (5/16"x1 3/8"), steel, zinc-plated		1	042.0175.001
	Cover cap, plastic, grey		1	600.0000.533
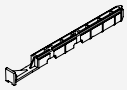	Running gear holder, plastic, anthracite		1	042.0167.001
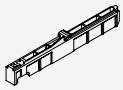	Running gear holder, plastic, anthracite		1	042.0174.001
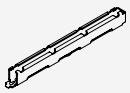	Housing, steel, zinc-plated		1	042.0166.101
	Housing, steel, zinc-plated		1	042.0166.102
	Countersunk head screw, 4x40 mm (5/32"x1 9/16"), steel, zinc-plated		8	766.5040.140
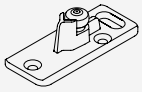	Bottom guide, with roller, adjustable, plastic, anthracite		1	057.3120.071

Continued table on next page

Table continued from previous page

	Countersunk head screw, 4x20 mm (5/32"x25/32"), steel, zinc-plated		4	766.5042.120
	Assembly pin, plastic, gray		9	057.0201.001
	Countersunk head screw, 5x40 mm (3/16"x1 9/16"), steel, zinc-plated		10	766.3054.140
	Running track, aluminum, anodized, pre-drilled	2,000 (6' 6 3/4 '')	1	057.3174.200

Running tracks

		mm (inch)	No.
	Running track, aluminum, pre-drilled	1,700 (5' 6 15/16'')	057.3016.170
		2,000 (6' 6 3/4 '')	057.3016.200
		2,500 (8' 2 7/16'')	057.3016.250
		6,000 (19' 8 7/32'')	057.3016.600
		cut to size	057.3016.990
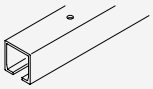	Running track, aluminum, anodized, pre-drilled	2,000 (6' 6 3/4 '')	057.3016.201
		2,500 (8' 2 7/16'')	057.3016.251
		6,000 (19' 8 7/32'')	057.3016.601
		cut to size	057.3016.991
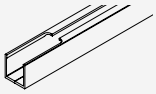	Running track, with assembly opening, aluminum, anodized, pre-drilled	2,500 (8' 2 7/16'')	057.3016.256
		cut to size	057.3016.998
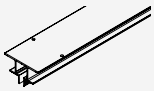	Running track, ceiling integration, aluminum, anodized, pre-drilled	2,500 (8' 2 7/16'')	27668
		3,500 (11' 5 25/32'')	27667
		6,000 (19' 8 7/32'')	30326
		cut to size	27669
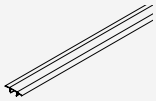	Disposable cover to running track Hawa Porta 45/60/100, plastic, black	2,000 (6' 6 3/4 '')	057.3098.001
		cut to size	057.3098.990

Assembly set

	No.
Assembly set Hawa Porta 60/100, 2000 mm (6' 6 3/4")	057.3179.200
Assembly set Hawa Porta 60/100, 2500 mm (8' 2 7/16'')	057.3179.250

Set consisting of:

		mm (inch)	057.3179.200	057.3179.250	No.
	Running track, aluminum, anodized, pre-drilled	2,000 (6' 6 3/4 '')	1		057.3174.200
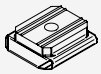	Assembly pin, plastic, gray		9	11	057.0201.001
	Countersunk head screw, 5x40 mm (3/16"x1 9/16"), steel, zinc-plated		10	12	766.3054.140
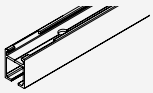	Running track, aluminum, anodized, pre-drilled	2,500 (8' 2 7/16'')		1	057.3174.250

Soft close
For soft closing in opening and closing direction order 2 sets.

	No.
Soft close Hawa Porta 60/100, Divido 100, 10–60 kg (22-132 lbs.), 1 piece	042.3102.072

Set consisting of:

		042.3102.072	No.
	Soft close, top running, 10–60 kg (22 to 132 lbs.), plastic	1	042.3106.072
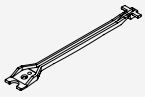	Trigger for soft close in buildings, zinc die casting	1	042.3105.001
	Screw set soft close	1	600.0000.566

Subject to technical modifications. Metric specifications are exact. Inches are approximate.

Cover for assembly opening

	No.
Cover cap to assembly opening, 1-piece set	042.3114.071

Set consisting of:

		042.3114.071	No.
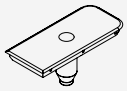	Cover cap assembly opening, plastic, gray	1	042.0172.001
	Screw set soft close	1	600.0000.566

Screw set

	No.
Screw set for ceiling integration, +15 mm (+19/32")	057.3180.071

Set consisting of:

		057.3180.071	No.
	Hexagon screw, M8x51 mm (5/16"x2"), steel, zinc-plated	2	042.0165.103
	Head cap screw, M8x50 mm (5/16"x1 31/32"), steel, zinc-plated	1	042.0175.002

Bottom guide set for wall mounting

		No.
	Set bottom guide for wall mounting, with roller	057.3128.171

Accessories

		No.
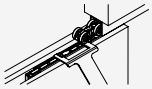	Key for dismounting, steel, zinc-plated	042.3119.101
	Spring loaded buffer Hawa Porta 60/100	27760
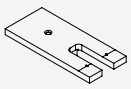	Routing jig for assembly opening	042.3118.071
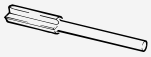	Groove cutter to routing jig, Ø= 10 mm (13/32"), hard metal	600.0000.309
	Track cleaner, plastic, blue	057.3099.071

Assembly set/track installation Pocket

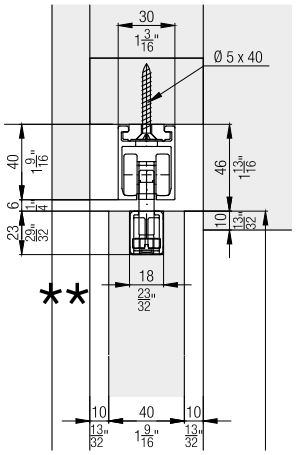

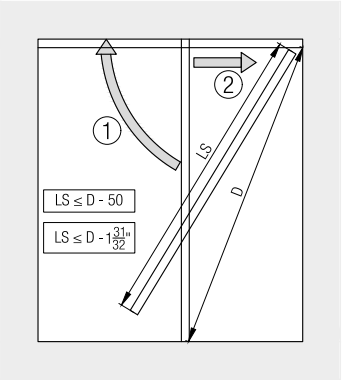

Wall mounting bottom guide

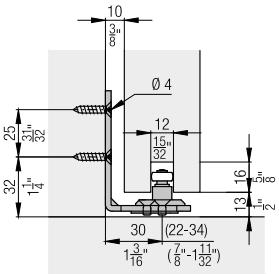

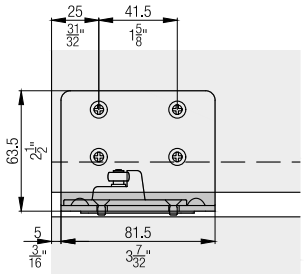

Ceiling integration

Recommendation: For systems integrated into the ceiling, provide assembly openings or front access to the system.

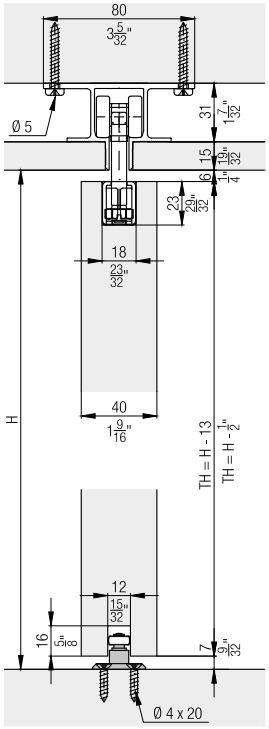

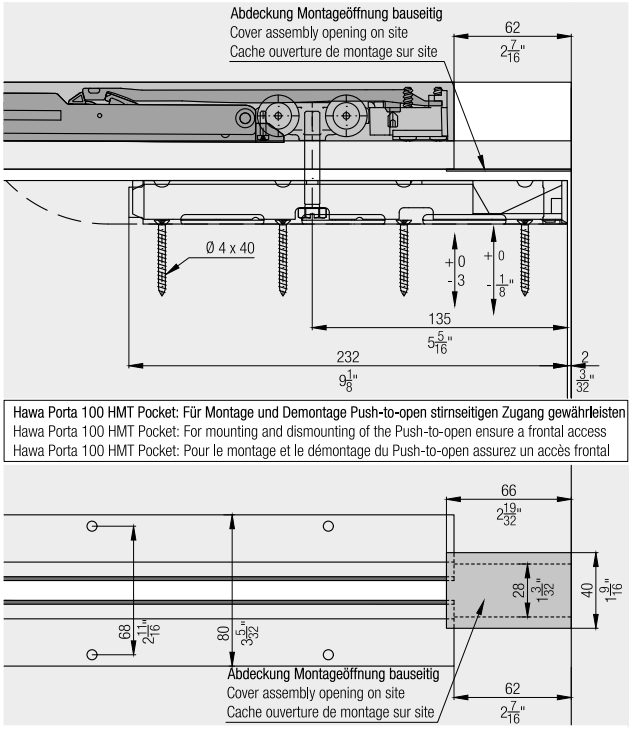

Subject to technical modifications. Metric specifications are exact. Inches are approximate.

Spring stop

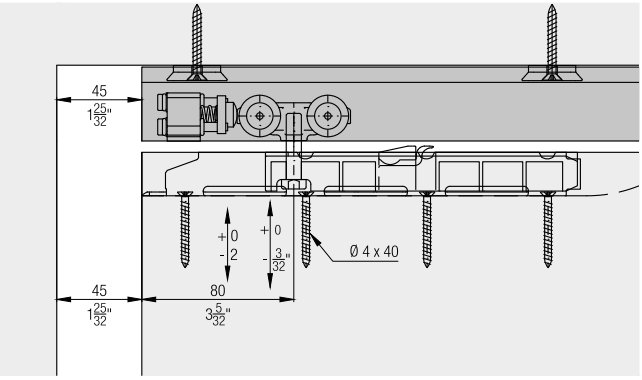

Calculations

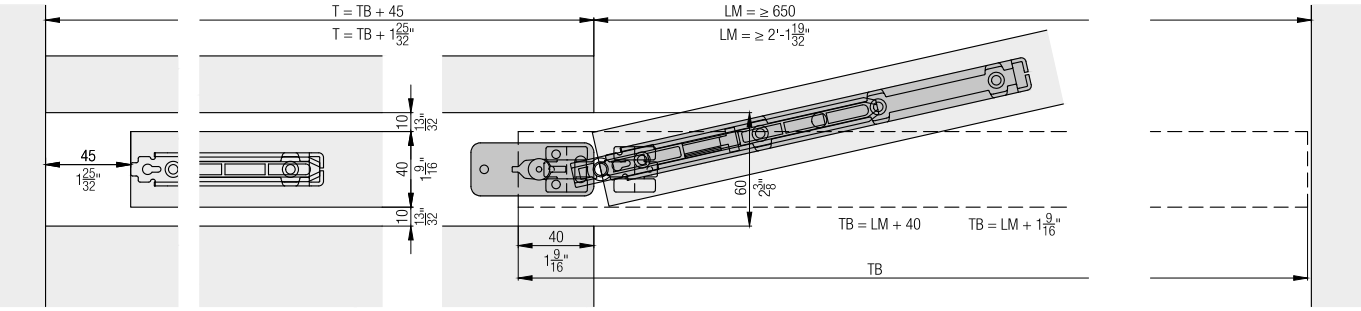

Soft close

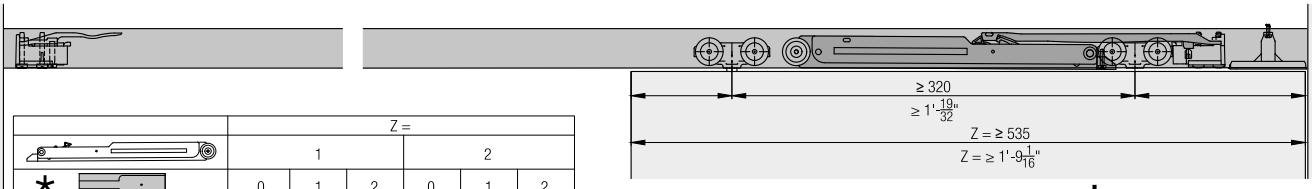

	Z =					
	1			2		
*	0	1	2	0	1	2
Hawa Porta 60/100 H/HC	1' 6 29/32"	1' 9 1/16"	1' 11 1/4"	2' 4 3/4"	2' 6 29/32"	2' 9 3/32"
Hawa Porta 60/100 HM/HMD/HMT	1' 6 29/32"	1' 9 1/16"	1' 11 1/4"	2' 4 3/4"	2' 6 29/32"	2' 9 3/32"
Hawa Porta 100 G/GU/GM	1' 6 29/32"	1' 9 1/16"	1' 11 1/4"	2' 4 3/4"	2' 6 29/32"	2' 9 3/32"
Hawa Porta 100 GW/GWF	1' 8 5/32"	1' 9 11/32"	1' 11 1/4"	2' 6"	2' 6 29/32"	2' 7 3/16"
Hawa Porta 100 GMD	1' 7 7/32"	1' 9 7/32"	1' 11 1/4"	2' 5 1/16"	2' 7 1/16"	2' 7 3/16"
Hawa Divido 100 H/HM/GR	1' 6 29/32"	1' 9 1/16"	1' 11 1/4"	2' 4 3/4"	2' 6 29/32"	2' 9 3/32"
Hawa Divido 100 GRM	1' 8 5/32"	1' 10 11/32"	1' 0 1/2"	2' 6"	2' 8 5/32"	2' 10 11/32"

	Z =					
	1			2		
*	0	1	2	0	1	2
Hawa Porta 60/100 H/HC	480	535	590	730	785	840
Hawa Porta 60/100 HM/HMD/HMT	480	535	590	730	785	840
Hawa Porta 100 G/GU/GM	480	535	590	730	785	840
Hawa Porta 100 GW/GWF	512	542	590	762	792	840
Hawa Porta 100 GMD	488	539	590	738	789	840
Hawa Divido 100 H/HM/GR	480	535	590	730	785	840
Hawa Divido 100 GRM	512	567	622	762	817	872

* Montageöffnung
assembly opening
ouverture de montage

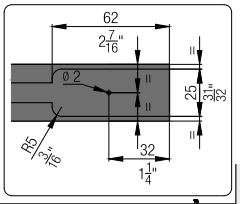

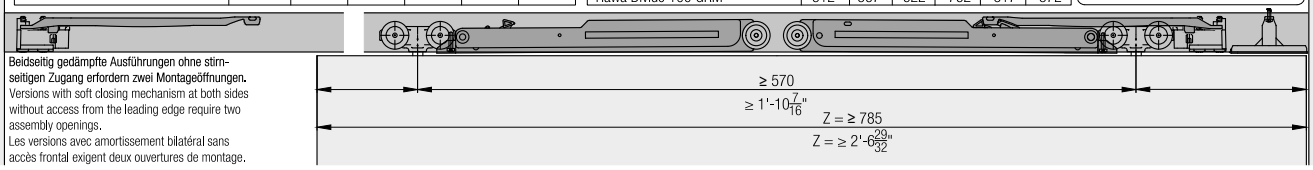

Beidseitig gedämpfte Ausführungen ohne stirnseitigen Zugang erfordern zwei Montageöffnungen.
Versions with soft closing mechanism at both sides without access from the leading edge require two assembly openings.
Les versions avec amortissement bilatéral sans accès frontal exigent deux ouvertures de montage.

Accessories
- Lock solutions from page 479
- General accessories from page 487

Planning/execution
Further information about the product can be found on www.hawa.com.

Fitting for top-running wooden doors up to 60 kg (132 lbs.), with surface mounted running track or running track flush with the ceiling. Sound attenuation. Ceiling mounting. Wall pocket solution.

Product highlights

Comfort — Outstanding living comfort thanks to effective exclusion of sound, drafts, odors and unwanted light incidence

Flexibility — Ceiling-integrated or surface-mounted pocket solutions possible

Productivity — Door can be installed in pocket after construction is complete



Technical specifications

Max.	60 kg (132 lbs.)
Max.	2500 mm (8' 2 7/16'')
	750–1250 mm (2' 5 17/32'' to 4' 1 7/32'') Inside clearance (LMB)
	39–45 mm (1 17/32'' to 1 25/32'')

Installation examples

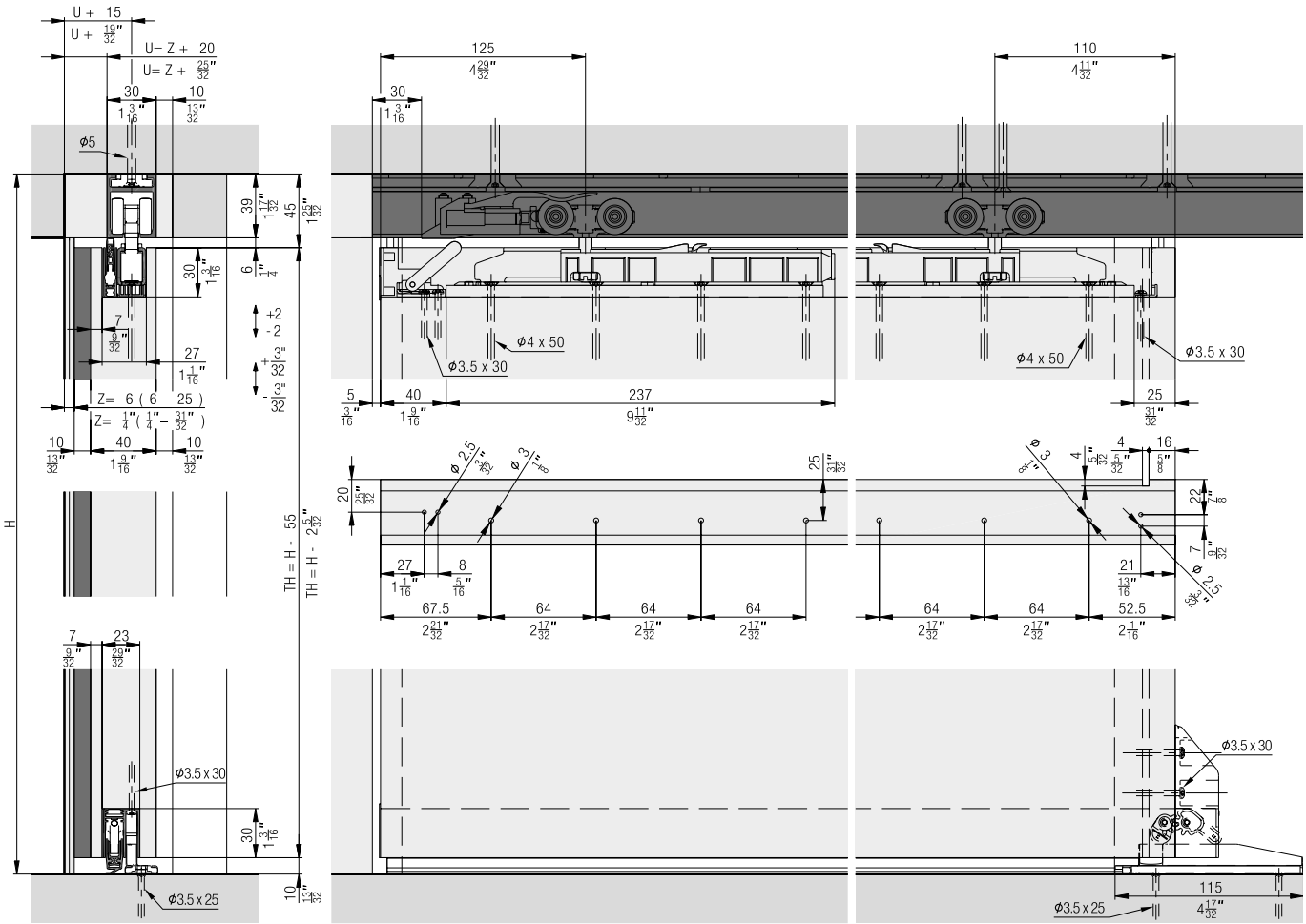

Subject to technical modifications. Metric specifications are exact. Inches are approximate.

Set for 1 wooden door up to 60 kg (132 lbs.)

	No.
Hawa Porta 60 HMD/HMT Pocket Acoustics, for 1 door	30431

Set consisting of:

		30431	No.
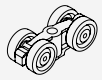	Running gear, plain bearings, rollers, plastic, blue	2	057.3115.071
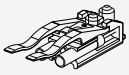	SoftStop Hawa Porta Acoustics, with retention spring, plastic, gray	1	30472
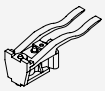	Stopper, with retention spring, plastic, gray	1	057.3073.072
	Adapter for running gear, for SoftStop, plastic, gray	1	30218
	Pan head screw, M3x8 mm (1/8"x5/16")	1	30359
	Hexagon head screw, M8x36 mm (5/16"x1 13/32"), steel, zinc-plated	1	042.0165.101
	Head cap screw, M8x35 mm (5/16"x1 3/8"), steel, zinc-plated	1	042.0175.001
	Cover cap, plastic, grey	1	600.0000.533
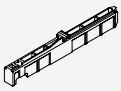	Running gear holder, plastic, anthracite	2	042.0174.001
	Housing, steel, zinc-plated	2	042.0166.102
	Spacer, housing plastic anthracite	2	30361
	Cover cap set, plastic, plastic, anthracite, 4-piece set	1	30484
	Flat countersunk head chipboard screw, 4x50 mm (5/32"x1 31/32", steel, zinc-plated	8	30463

Accessories for set

		No.
	Spring loaded buffer Hawa Porta 60/100	27760

Running tracks

		mm (inch)	No.
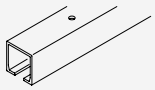	Running track, aluminum, pre-drilled	1,700 (5' 6 15/16'')	057.3016.170
		2,000 (6' 6 3/4 '')	057.3016.200
		2,500 (8' 2 7/16'')	057.3016.250
		6,000 (19' 8 7/32'')	057.3016.600
		cut to size	057.3016.990
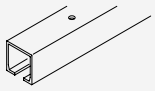	Running track, aluminum, anodized, pre-drilled	2,000 (6' 6 3/4 '')	057.3016.201
		2,500 (8' 2 7/16'')	057.3016.251
		6,000 (19' 8 7/32'')	057.3016.601
		cut to size	057.3016.991
	Disposable cover to running track Hawa Divido 100 / Hawa Porta 45/60/100, plastic, black	2,000 (6' 6 3/4 '')	057.3098.001
		cut to size	057.3098.990

Components for running tracks

		No.
	Track cleaner, plastic, blue	057.3099.071
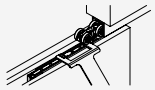	Key for dismounting, steel, zinc-plated	042.3119.101

Assembly set

	No.
Assembly set Hawa Porta 60/100, 2000 mm (6' 6 3/4")	057.3179.200
Assembly set Hawa Porta 60/100, 2500 mm (8' 2 7/16'')	057.3179.250

Set consisting of:

		mm (inch)	057.3179.200	057.3179.250	No.
	Running track, aluminum, anodized, pre-drilled	2,000 (6' 6 3/4 '')	1		057.3174.200
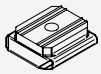	Assembly pin, plastic, gray		9	11	057.0201.001
	Countersunk head screw, 5x40 mm (3/16"x1 9/16"), steel, zinc-plated		10	12	766.3054.140
	Running track, aluminum, anodized, pre-drilled	2,500 (8' 2 7/16'')		1	057.3174.250

Subject to technical modifications. Metric specifications are exact. Inches are approximate.

Sets left type (horizontal seal set)

		No.
	Seal, Hawa Acoustics XS, left	30437
	Seal, Hawa Acoustics S, left	30439
	Seal, Hawa Acoustics M, left	30441
	Seal, Hawa Acoustics L, left	30443
	Seal, Hawa Acoustics XL, left	30445

Sets right type (horizontal seal set)

		No.
	Seal, Hawa Acoustics XS, right	30436
	Seal, Hawa Acoustics S, right	30438
	Seal, Hawa Acoustics M, right	30440
	Seal, Hawa Acoustics L, right	30442
	Seal, Hawa Acoustics XL, right	30444

Vertical seal for seal set, left, right set type

		No.
	Seal vertical, Hawa Acoustics, 7700 mm (25' 3 5/32''), Silicone, black	30300

Hawa Acoustics horizontal seal set consisting of:

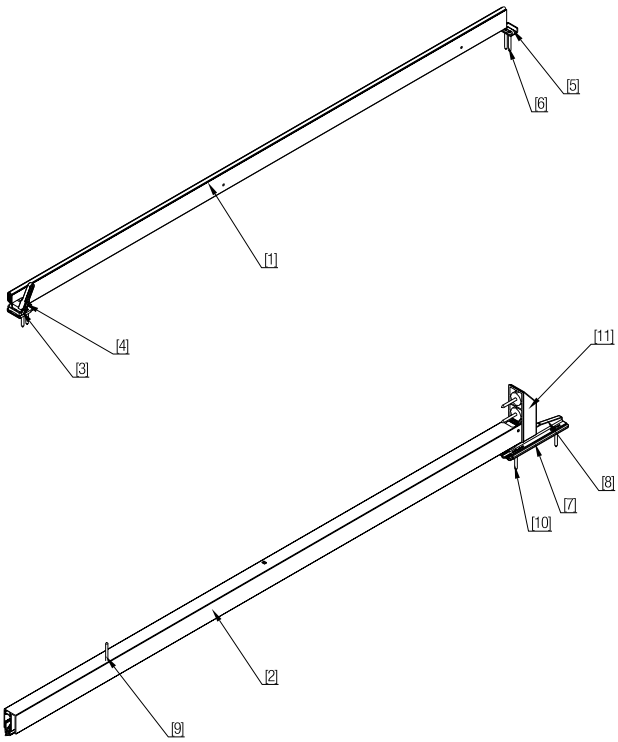

Position Position Position	**Bezeichnung** Désignation Designation	**Anzahl** Numéro Number	**Typ** Type Type			
1	**Hubdichtung** Joint de course Stroke seal	1	**Links/Rechts** Gauche/Droite Left/Right			
			XS	30454		
			S	30385		
			M	30455		
			L	30456		
			XL	30457		
2	**Senkdichtung** Joint vertical Vertikal seal	1	**Links** Gauche Left		**Rechts** Droite Right	
			XS	30446	XS	30447
			S	30387	S	30383
			M	30448	M	30449
			L	30450	L	30451
			XL	30452	XL	30453
3, 4, 5, 6	**Kleinteileset oben** Plateau pour petites pièces Small parts set top	1	**Links** Gauche Left	30390	**Rechts** Droite Right	30392
7, 8, 9, 10	**Kleinteileset unten** Jeu de petites pièces ci-dessous Small parts set below	1	**Links** Gauche Left	30416	**Rechts** Droite Right	30417
11	**Pocketadapter** Adaptateur de poche Pocket adapter	1	**Links/Rechts** Gauche/Droite Left/Right	30418		

Definition left, right / door width calculation

Left type (left hand lock)

Ganzöffnend
Ouverture complète
Fully opening

STB = LMB + 50
STB = LMB + 1 31/32"

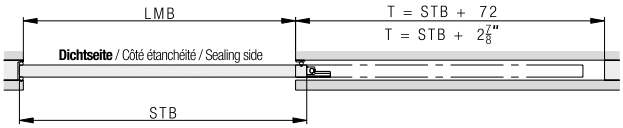

Teilöffnend
Ouverture partielle
Partially opening

STB = LMB + 50
STB = LMB + 1 31/32"

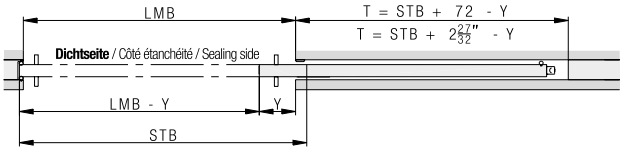

Right type (right hand lock)

Ganzöffnend
Ouverture complète
Fully opening

STB = LMB + 50
STB = LMB + 1 31/32"

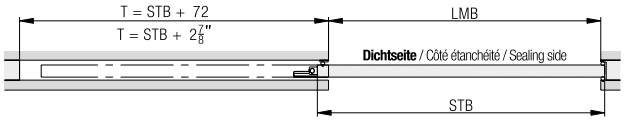

Teilöffnend
Ouverture partielle
Partially opening

STB = LMB + 50
STB = LMB + 1 31/32"

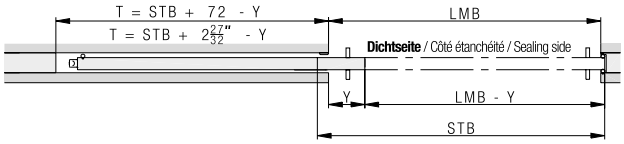

Acoustics set determination

	LMB
Hawa Acoustics XS	2' 5 17/32" - 2' 9 15/32"
Hawa Acoustics S	2' 9 15/32" - 3' 2 1/16"
Hawa Acoustics M	3' 2 3/16" - 3' 7 5/16"
Hawa Acoustics L	3' 7 5/16" - 4' 1/32"
Hawa Acoustics XL	4' 1/32" - 4' 1 7/32"

Further installation examples

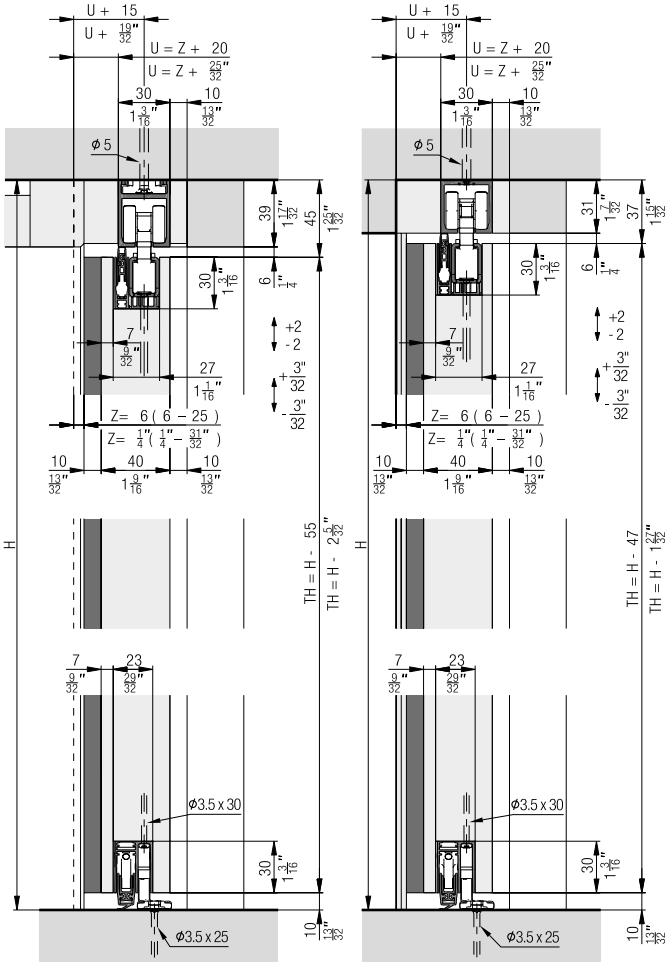

Subject to technical modifications. Metric specifications are exact. Inches are approximate.

Pocket side view, assembly set

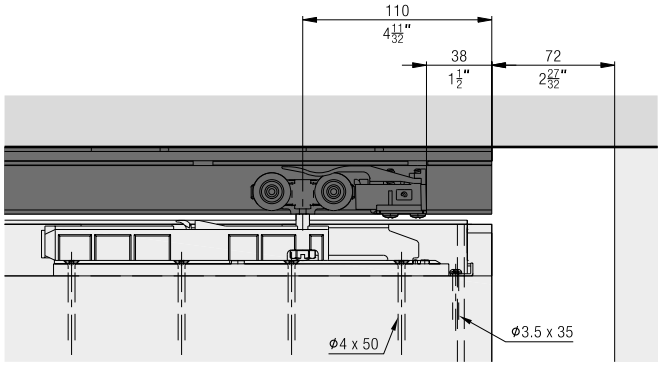

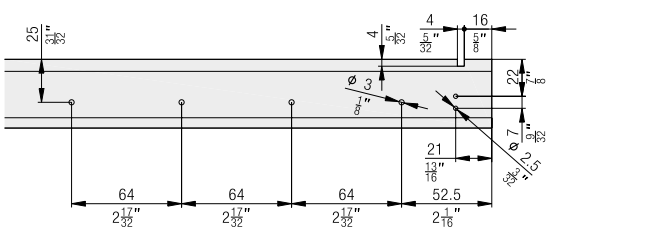

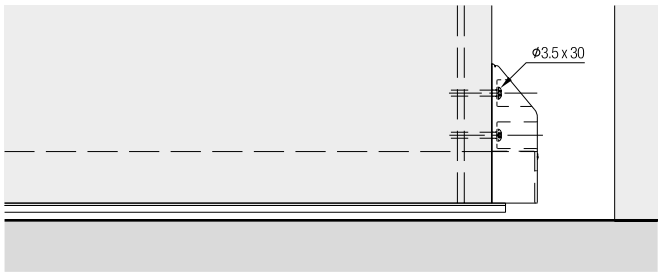

Details of end post at lock side

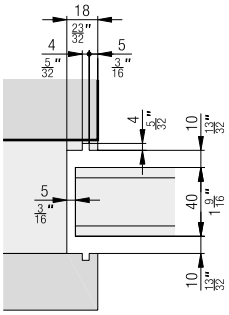

Assembly set/track installation Pocket

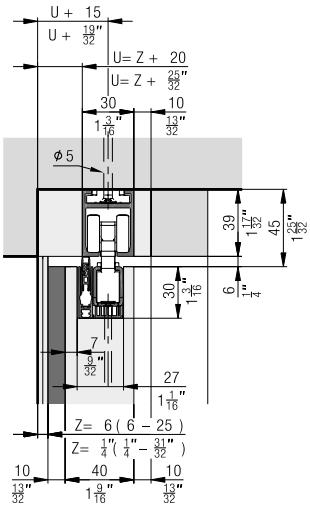

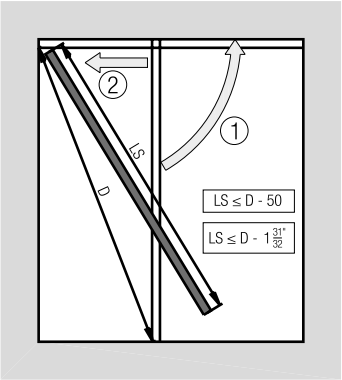

Spring stop

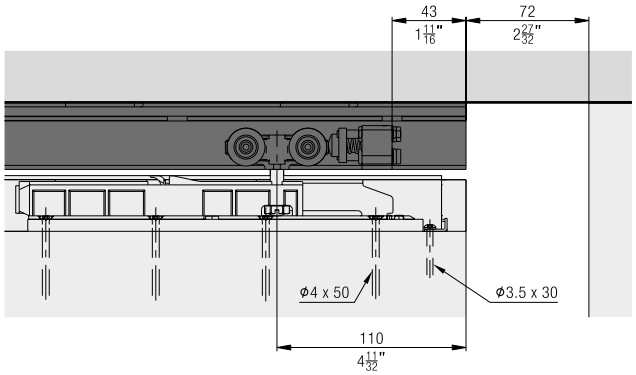

Bottom guide assembly detail

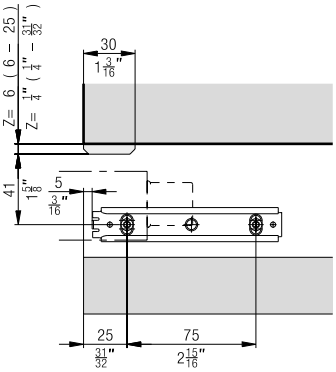

Room-to-room sound attenuation

All reference values have been measured on the basis of a practical design. The Rw sound attenuation values specify the expected sound attenuation between the two rooms which are influenced by the wall, the system and the choice of door leaf.

Reference values tested with a lightweight construction wall in accordance with James Hardy (type 1 H 31 / Rw 52 dB), size 2.5 x 2.45 m in accordance with DIN EN ISO 10140-2. Clearance 2.0 x 1.0 m. The sound attenuation relates to the entire structure and specifies which sound attenuation can be expected between the two rooms.

Example walls	System	Thickness of door leaf	Type of door leaf	Estimated sound attenuation effect
				Room to room
				Rw
Wall with minimum acoustic rating of Rw 52 dB	without Hawa Acoustics	39 mm	Single door leaf without sealing system	≈ 18 dB
Lightweight construction wall with metal stand 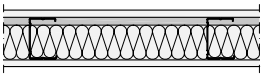	Hawa Porta 60 HMD Acoustics Hawa Porta 100 HMD Acoustics		Single door leaf, approx. 19 kg/m² acoustic rating of Rw 29 dB	≈ 31 dB
			Chipboard, approx. 25 kg/m² No defined acoustic rating	≈ 30 dB
			Door leaf with medium sound attenuation level approx. 25 kg/m², acoustic rating of Rw 39 dB	≈ 34 dB
Lightweight construction wall with wooden stand 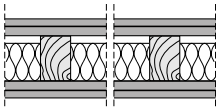	Hawa Junior 100 B Acoustics Hawa Porta 60 HMD Acoustics Hawa Porta 100 HMD Acoustics	44 mm	Single door leaf, approx. 20 kg/m² acoustic rating of Rw 29 dB	≈ 30 dB
			Door leaf with medium sound attenuation level approx. 28 kg/m², acoustic rating of Rw 40 dB	≈ 34 dB
	Hawa Junior 100 B Acoustics	50 mm	Door leaf with high sound attenuation level approx. 33 kg/m², acoustic rating of Rw 42 dB	≈ 35 dB
Solid wall 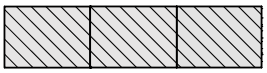	without Hawa Acoustics	39 mm	Single door leaf without sealing system	≈ 20 dB
	Hawa Porta 60 HMT Pocket Acoustics Hawa Porta 100 HMT Pocket Acoustics		Single door leaf, approx. 19 kg/m², acoustic rating of Rw 29 dB	≈ 31 dB
			Door leaf with medium sound attenuation level approx. 25 kg/m², acoustic rating of Rw 39 dB	≈ 37 dB
Acoustic ratings for wall construction according to manufacturer. The acoustic values may vary if installed in different wall types.	Hawa Junior 100 B Pocket Acoustics Hawa Porta 60 HMT Pocket Acoustics Hawa Porta 100 HMT Pocket Acoustics	44 mm	Single door leaf, approx. 20 kg/m² acoustic rating of Rw 29 dB	≈ 32 dB
			Door leaf with medium sound attenuation level approx. 28 kg/m², acoustic rating of Rw 40 dB	≈ 39 dB
	Hawa Junior 100 B Pocket Acoustics	50 mm	Door leaf with high sound attenuation level approx. 33 kg/m², acoustic rating of Rw 42 dB	≈ 41 dB

Planning/execution
Further information about the product can be found on www.hawa.com.

Subject to technical modifications. Metric specifications are exact. Inches are approximate.

Fitting for top-running wooden doors up to 100 kg (220 lbs.), with surface mounted running track. Optionally with soft and self closing mechanism. Wall or ceiling mounting.

Product highlights

Flexibility Ceiling mounting with customer-provided panelling or integrated clip-on panel in aluminium or wood

Productivity Retrofitting of all components through the provided assembly opening, prevents contamination during construction work

Aesthetics Also available in black as a “Black Edition” design option for a particularly attractive appearance

Technical specifications

Max.	100 kg (220 lbs.)
Max.	2700 mm (8'10 5/16'')
Max.	1600 mm (5'3'')
	30–80 mm (1 3/16'' to 3 5/32'')

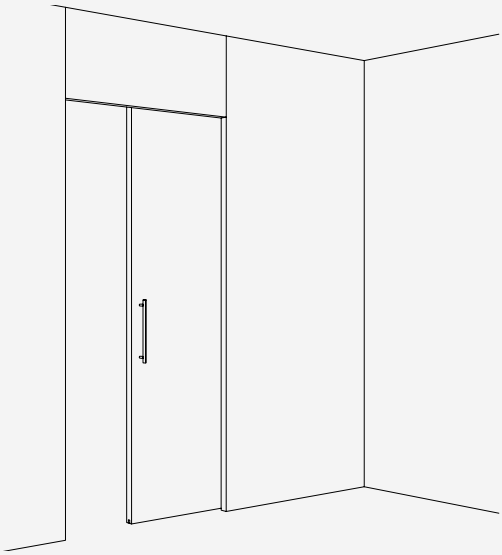

Installation examples

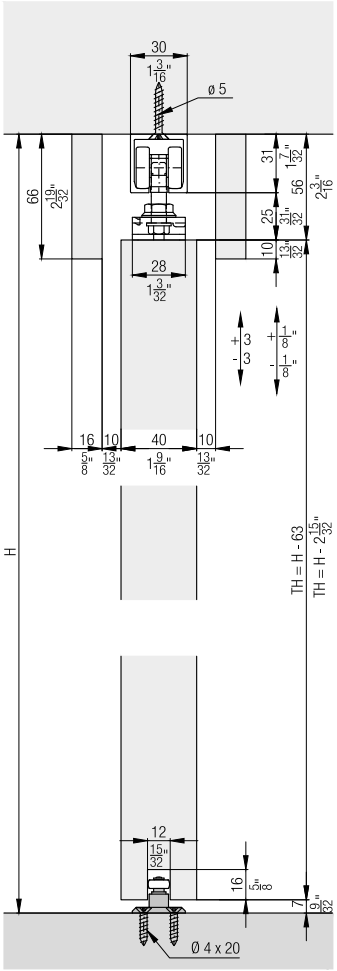

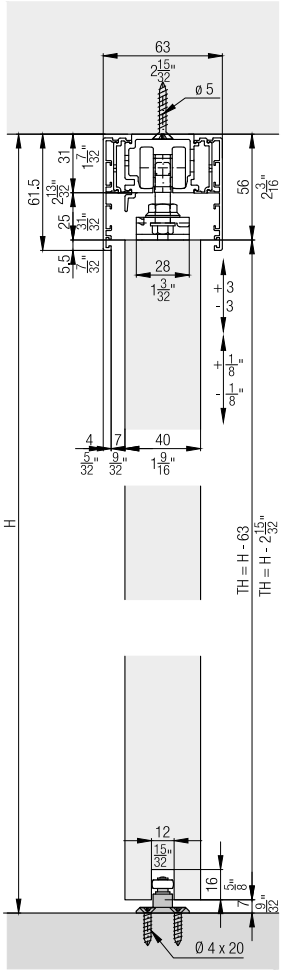

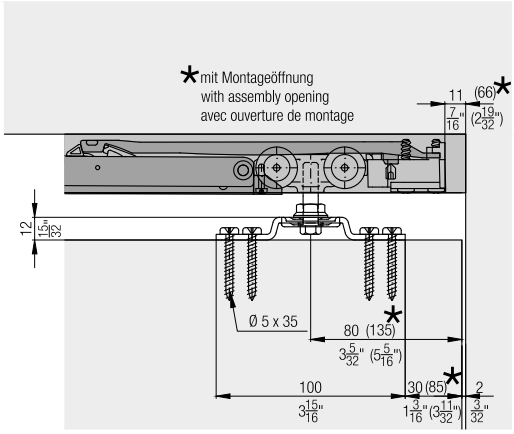

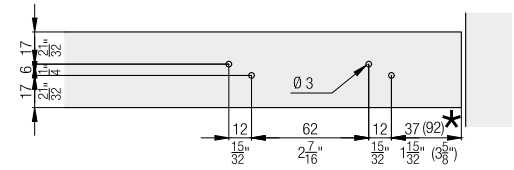

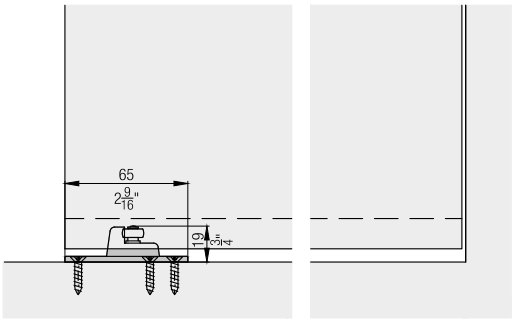

Set for ceiling or wall mounting, for 1 wooden door up to 100 kg (220 lbs.)

	No.
Hawa Porta/Divido 100 H/HC, for 1 door	057.3139.071
Hawa Porta 100 H/HC, black, for 1 door	057.3139.075

Set consisting of:

		057.3139.071	057.3139.075	No.
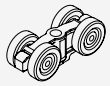	Running gear, ball bearing, rollers plastic white	2	2	057.3114.071
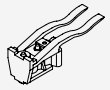	Stopper, with retention spring, plastic, gray	2		057.3073.072
	Suspension bolt, M8x32 mm (5/16"x1 1/4"), steel, zinc-plated	2	2	057.0123.104
	Hexagon locking nut, M8, steel, zinc-plated	2	2	768.9005.101
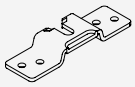	Support bracket, height and lateral adjustable, steel, zinc-plated	2	2	057.3129.101
	Pan head screw, 5x35 mm (3/16"x1 3/8"), steel, zinc-plated	8	8	766.6051.135
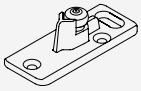	Bottom guide, with roller, adjustable, plastic, anthracite	1	1	057.3120.071
	Countersunk head screw, 4x20 mm (5/32"x25/32"), steel, zinc-plated	4		766.5042.120
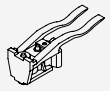	Stopper, with retention spring, plastic, black		2	057.3073.076
	Countersunk head screw, 4x20 mm, steel, zinc-plated		4	600.0000.817

Set for ceiling or wall mounting, for 1 wooden door up to 100 kg (220 lbs.)

	No.
Hawa Porta 100 H, with running track, 2000 mm (6' 6 3/4''), aluminum, anodized, for 1 door	057.3141.071

Set consisting of:

		mm (inch)	057.3141.071	No.
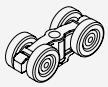	Running gear, ball bearing, rollers plastic white		2	057.3114.071
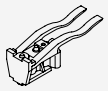	Stopper, with retention spring, plastic, gray		2	057.3073.072
	Suspension bolt, M8x32 mm (5/16"x1 1/4"), steel, zinc-plated		2	057.0123.104
	Hexagon locking nut, M8, steel, zinc-plated		2	768.9005.101
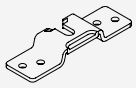	Support bracket, height and lateral adjust-able, steel, zinc-plated		2	057.3129.101
	Pan head screw, 5x35 mm (3/16"x1 3/8"), steel, zinc-plated		8	766.6051.135
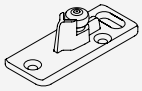	Bottom guide, with roller, adjustable, plastic, anthracite		1	057.3120.071
	Countersunk head screw, 4x20 mm (5/32"x25/32"), steel, zinc-plated		4	766.5042.120
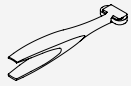	Track cleaner, plastic, blue		1	057.3099.071
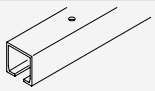	Running track, aluminum, anodi-zed, pre-drilled	2,000 (6' 6 3/4 '')	1	057.3016.201

Subject to technical modifications. Metric specifications are exact. Inches are approximate.

Running tracks

	mm (inch)	No.
Running track, aluminum, pre-drilled	1,700 (5' 6 15/16'')	057.3016.170
	2,000 (6' 6 3/4 '')	057.3016.200
	2,500 (8' 2 7/16'')	057.3016.250
	6,000 (19' 8 7/32'')	057.3016.600
	cut to size	057.3016.990
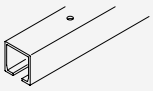 Running track, aluminum, anodized, pre-drilled	2,000 (6' 6 3/4 '')	057.3016.201
	2,500 (8' 2 7/16'')	057.3016.251
	6,000 (19' 8 7/32'')	057.3016.601
	cut to size	057.3016.991
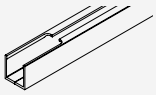 Running track, with assembly opening, aluminum, anodized, pre-drilled	2,500 (8' 2 7/16'')	057.3016.256
	cut to size	057.3016.998
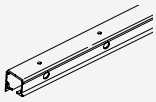 Combi running track, aluminum, pre-drilled	1,700 (5' 6 15/16'')	057.3048.170
	2,000 (6' 6 3/4 '')	057.3048.200
	2,500 (8' 2 7/16'')	057.3048.250
	3,500 (11' 5 25/32'')	057.3048.350
	6,000 (19' 8 7/32'')	057.3048.600
	cut to size	057.3048.990
Combi running track, aluminum, black anodized, pre-drilled	2,500 (8' 2 7/16'')	057.3048.255
	3,500 (11' 5 25/32'')	057.3048.355
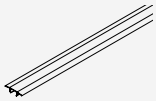 Disposable cover to running track Hawa Porta 45/60/100, plastic, black	2,000 (6' 6 3/4 '')	057.3098.001
	cut to size	057.3098.990

Assembly set

	No.
Assembly set Hawa Porta 60/100, 2000 mm (6' 6 3/4")	057.3179.200
Assembly set Hawa Porta 60/100, 2500 mm (8' 2 7/16'')	057.3179.250

Set consisting of:

		mm (inch)	057.3179.200	057.3179.250	No.
	Running track, aluminum, anodized, pre-drilled	2,000 (6' 6 3/4 '')	1		057.3174.200
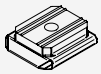	Assembly pin, plastic, gray		9	11	057.0201.001
	Countersunk head screw, 5x40 mm (3/16"x1 9/16"), steel, zinc-plated		10	12	766.3054.140
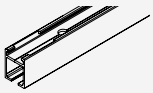	Running track, aluminum, anodized, pre-drilled	2,500 (8' 2 7/16'')		1	057.3174.250

Panels

		mm (inch)	No.
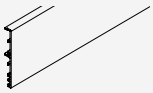	Clip-on panel, aluminum, anodized	2,500 (8' 2 7/16'')	042.3004.250
		3,500 (11' 5 25/32'')	042.3004.350
		6,000 (19' 8 7/32'')	042.3004.600
		cut to size	042.3004.990
	Clip-on panel, aluminum, black anodized	2,500 (8' 2 7/16'')	042.3004.255
		3,500 (11' 5 25/32'')	042.3004.355

Clip-on components

		No.
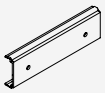	Clip component for wooden and aluminum panel, every 500 mm (1'7 11/16''), aluminium, pre-drilled	057.3117.001
	Clip component for wooden and aluminum panel, every 500 mm (1'7 11/16''), aluminum, black anodized, pre-drilled	057.3117.005

Soft close
For soft closing in opening and closing direction order 2 sets.

	No.
Soft close Hawa Porta 100, Divido 100, 61–100 kg (133–220 lbs.), 1 piece	042.3102.071
Soft close Hawa Porta 60/100, Divido 100, 10–60 kg (22–132 lbs.), 1 piece	042.3102.072

Set consisting of:

		042.3102.071	042.3102.072	No.
	Soft close, top running, 61–100 kg (133 to 220 lbs.), plastic	1		042.3106.071
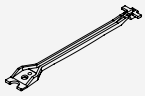	Trigger for soft close in buildings, zinc die casting	1	1	042.3105.001
	Screw set soft close	1	1	600.0000.566
	Soft close, top running, 10–60 kg (22 to 132 lbs.), plastic		1	042.3106.072

Cover for assembly opening

	No.
Cover cap to assembly opening, 1-piece set	042.3114.071

Set consisting of:

		042.3114.071	No.
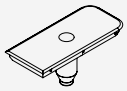	Cover cap assembly opening, plastic, gray	1	042.0172.001
	Screw set soft close	1	600.0000.566

Bracket set for wall mounting

	No.
Angle bracket for wall mounting, steel, zinc-plated, 10-piece set	057.3005.172

Set consisting of:

		057.3005.172	No.
	Wall mounting angle bracket, steel, zinc-plated	10	057.0169.101
	Countersunk head screw, M5x12 mm (3/16"x15/32"), steel, zinc-plated	10	762.5008.100
	Hexagon nut, M5, steel, zinc-plated	10	768.9025.100

Bottom guide set for wall mounting

	No.
Set bottom guide for wall mounting, with roller	057.3128.171

Accessories

	No.
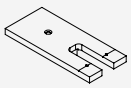 Routing jig for assembly opening	042.3118.071
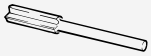 Groove cutter to routing jig, Ø= 10 mm (13/32"), hard metal	600.0000.309
Track cleaner, plastic, blue	057.3099.071

Subject to technical modifications. Metric specifications are exact. Inches are approximate.

Assembly set/Wooden panel

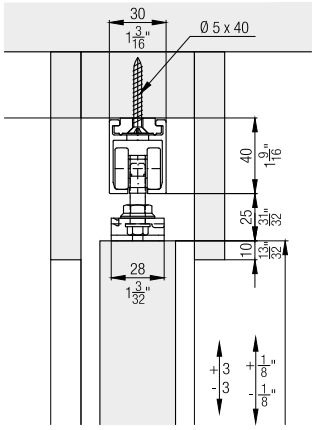

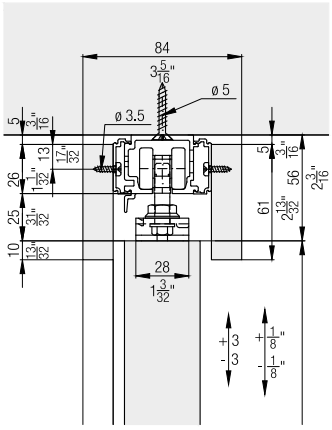

Optional: Wall mounting

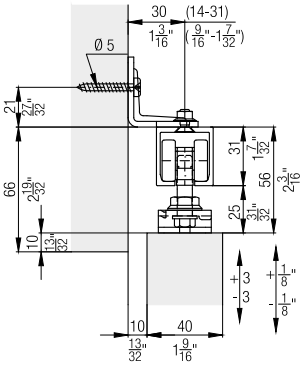

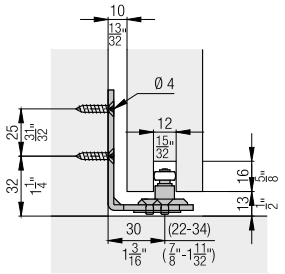

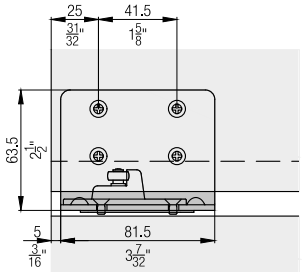

Soft close

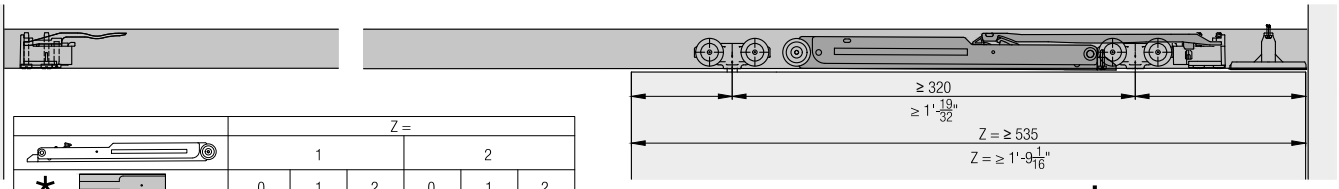

	Z =					
	1			2		
*	0	1	2	0	1	2
Hawa Porta 60/100 H/HC	1' 6 29/32"	1' 9 1/16"	1' 11 1/4"	2' 4 3/4"	2' 6 29/32"	2' 9 3/32"
Hawa Porta 60/100 HM/HMD/HMT	1' 6 29/32"	1' 9 1/16"	1' 11 1/4"	2' 4 3/4"	2' 6 29/32"	2' 9 3/32"
Hawa Porta 100 G/GU/GM	1' 6 29/32"	1' 9 1/16"	1' 11 1/4"	2' 4 3/4"	2' 6 29/32"	2' 9 3/32"
Hawa Porta 100 GW/GWF	1' 8 5/32"	1' 9 11/32"	1' 11 1/4"	2' 6"	2' 6 29/32"	2' 7 3/16"
Hawa Porta 100 GMD	1' 7 7/32"	1' 9 7/32"	1' 11 1/4"	2' 5 1/16"	2' 7 1/16"	2' 7 3/16"
Hawa Divido 100 H/HM/GR	1' 6 29/32"	1' 9 1/16"	1' 11 1/4"	2' 4 3/4"	2' 6 29/32"	2' 9 3/32"
Hawa Divido 100 GRM	1' 8 5/32"	1' 10 11/32"	1' 0 1/2"	2' 6"	2' 8 5/32"	2' 10 11/32"

	Z =					
	1			2		
*	0	1	2	0	1	2
Hawa Porta 60/100 H/HC	480	535	590	730	785	840
Hawa Porta 60/100 HM/HMD/HMT	480	535	590	730	785	840
Hawa Porta 100 G/GU/GM	480	535	590	730	785	840
Hawa Porta 100 GW/GWF	512	542	590	762	792	840
Hawa Porta 100 GMD	488	539	590	738	789	840
Hawa Divido 100 H/HM/GR	480	535	590	730	785	840
Hawa Divido 100 GRM	512	567	622	762	817	872

* Montageöffnung
assembly opening
ouverture de montage

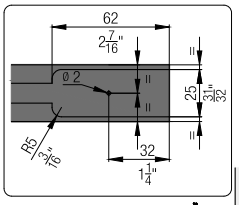

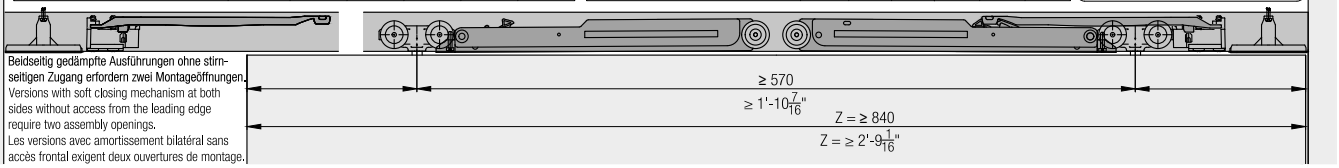

Beidseitig gedämpfte Ausführungen ohne stirnseitigen Zugang erfordern zwei Montageöffnungen.
Versions with soft closing mechanism at both sides without access from the leading edge require two assembly openings.
Les versions avec amortissement bilatéral sans accès frontal exigent deux ouvertures de montage.

Accessories
- Lock solutions from page 479
- General accessories from page 487

Planning/execution
Further information about the product can be found on www.hawa.com.

Fitting for 2 synchronously opening wooden doors up to 100 kg (220 lbs.), with surface mounted running track. Wall or ceiling mounting.

Product highlights

Flexibility Standard applications can be extended with the Synchro option

Comfort Two doors open simultaneously and make large openings possible

Aesthetics Also available in black as a “Black Edition” design option for a particularly attractive appearance

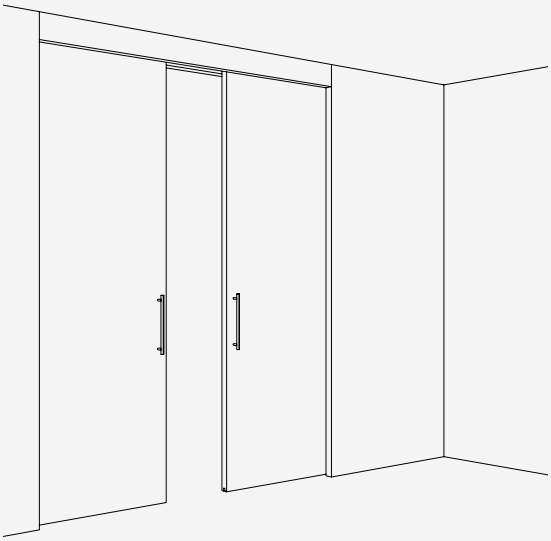

Technical specifications

Max.	100 kg (220 lbs.)
Max.	2700 mm (8'10 5/16'')
Max.	1200 mm (3'11 1/4'')
	30–80 mm (1 3/16'' to 3 5/32'')

Installation examples

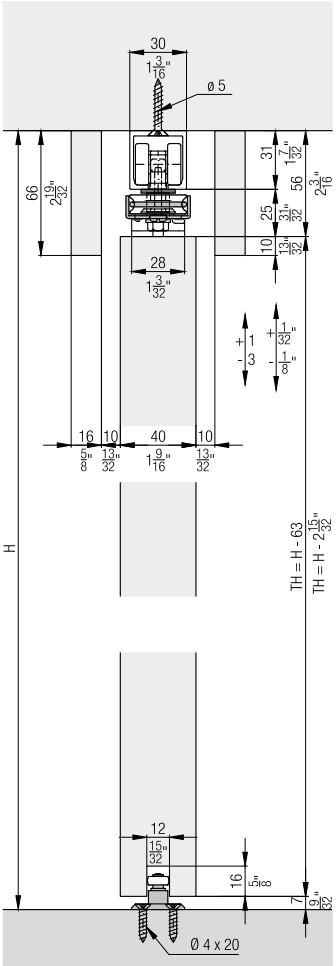

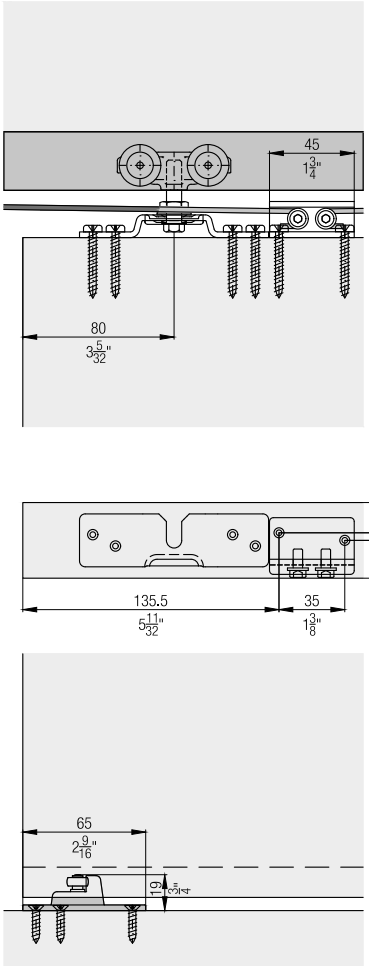

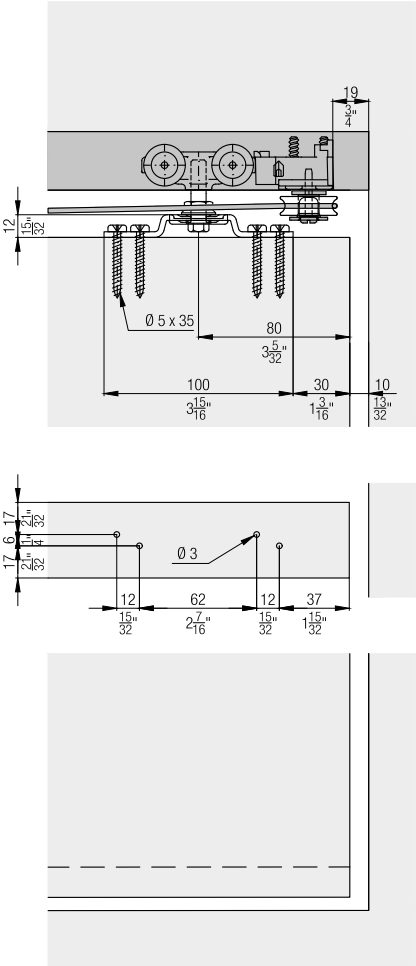

Subject to technical modifications. Metric specifications are exact. Inches are approximate.

Set for ceiling mounting, for 1 wooden door up to 100 kg (220 lbs.) (order 2x)

	No.
Hawa Porta/Divido 100 H/HC, for 1 door	057.3139.071
Hawa Porta 100 H/HC, black, for 1 door	057.3139.075

Set consisting of:

		057.3139.071	057.3139.075	No.
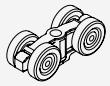	Running gear, ball bearing, rollers plastic white	2	2	057.3114.071
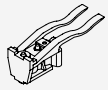	Stopper, with retention spring, plastic, gray	2		057.3073.072
	Suspension bolt, M8x32 mm (5/16"x1 1/4"), steel, zinc-plated	2	2	057.0123.104
	Hexagon locking nut, M8, steel, zinc-plated	2	2	768.9005.101
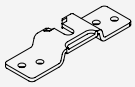	Support bracket, height and lateral adjustable, steel, zinc-plated	2	2	057.3129.101
	Pan head screw, 5x35 mm (3/16"x1 3/8"), steel, zinc-plated	8	8	766.6051.135
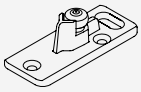	Bottom guide, with roller, adjustable, plastic, anthracite	1	1	057.3120.071
	Countersunk head screw, 4x20 mm (5/32"x25/32"), steel, zinc-plated	4		766.5042.120
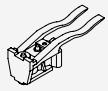	Stopper, with retention spring, plastic, black		2	057.3073.076
	Countersunk head screw, 4x20 mm, steel, zinc-plated		4	600.0000.817

Synchro set

	No.
Hawa Porta 60/100 H/HC and Hawa Divido 100 H, Synchro, for 2 doors	042.3027.072

Set consisting of:

		042.3027.072	No.
	Deviating roller, ball bearing	2	055.0101.001
	Cable safety, steel, zinc-plated	2	056.0124.101
	Clamp piece, steel, zinc-plated	2	057.0113.101
	Kevlar cable, D= 2.5 mm (3/32")	1	752.0059.104
	Flat washer, M5, 5.3/15/2 mm (3/16"/19/32"/3/32"), steel, zinc-plated	2	600.0000.681
	Rounded head screw, 5x25 mm (3/16"x31/32"), steel, zinc-plated	2	762.9455.000
	Head cap screw, with flange, M5x10 mm (3/16"x13/32"), steel, zinc-plated	4	762.9365.000
	Pan head screw, 5x35 mm (3/16"x1 3/8"), steel, zinc-plated	4	766.6051.135

Running tracks

	mm (inch)	No.
Running track, aluminum, pre-drilled	1,700 (5' 6 15/16'')	057.3016.170
	2,000 (6' 6 3/4 '')	057.3016.200
	2,500 (8' 2 7/16'')	057.3016.250
	6,000 (19' 8 7/32'')	057.3016.600
	cut to size	057.3016.990
Running track, aluminum, anodized, pre-drilled	2,000 (6' 6 3/4 '')	057.3016.201
	2,500 (8' 2 7/16'')	057.3016.251
	6,000 (19' 8 7/32'')	057.3016.601
	cut to size	057.3016.991
Running track, with assembly opening, aluminum, anodized, pre-drilled	2,500 (8' 2 7/16'')	057.3016.256
	cut to size	057.3016.998
Combi running track, aluminum, pre-drilled	1,700 (5' 6 15/16'')	057.3048.170
	2,000 (6' 6 3/4 '')	057.3048.200
	2,500 (8' 2 7/16'')	057.3048.250
	3,500 (11' 5 25/32'')	057.3048.350
	6,000 (19' 8 7/32'')	057.3048.600
	cut to size	057.3048.990
Combi running track, aluminum, black anodized, pre-drilled	2,500 (8' 2 7/16'')	057.3048.255
	3,500 (11' 5 25/32'')	057.3048.355
Disposable cover to running track Hawa Porta 45/60/100, plastic, black	2,000 (6' 6 3/4 '')	057.3098.001
	cut to size	057.3098.990

Assembly set

	No.
Assembly set Hawa Porta 60/100, 2000 mm (6' 6 3/4")	057.3179.200
Assembly set Hawa Porta 60/100, 2500 mm (8' 2 7/16'')	057.3179.250

Set consisting of:

	mm (inch)	057.3179.200	057.3179.250	No.
Running track, aluminum, anodized, pre-drilled	2,000 (6' 6 3/4 '')	1		057.3174.200
Assembly pin, plastic, gray		9	11	057.0201.001
Countersunk head screw, 5x40 mm (3/16"x1 9/16"), steel, zinc-plated		10	12	766.3054.140
Running track, aluminum, anodized, pre-drilled	2,500 (8' 2 7/16'')		1	057.3174.250

Panels

	mm (inch)	No.
Clip-on panel, aluminum, anodized	2,500 (8' 2 7/16'')	042.3004.250
	3,500 (11' 5 25/32'')	042.3004.350
	6,000 (19' 8 7/32'')	042.3004.600
	cut to size	042.3004.990
Clip-on panel, aluminum, black anodized	2,500 (8' 2 7/16'')	042.3004.255
	3,500 (11' 5 25/32'')	042.3004.355

Clip-on components

	No.
Clip component for wooden and aluminum panel, every 500 mm (1'7 11/16''), aluminium, pre-drilled	057.3117.001
Clip component for wooden and aluminum panel, every 500 mm (1'7 11/16''), aluminum, black anodized, pre-drilled	057.3117.005

Subject to technical modifications. Metric specifications are exact. Inches are approximate.

Accessories

		No.
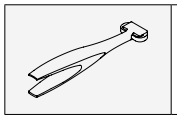	Track cleaner, plastic, blue	057.3099.071

Wooden panel/aluminum panel

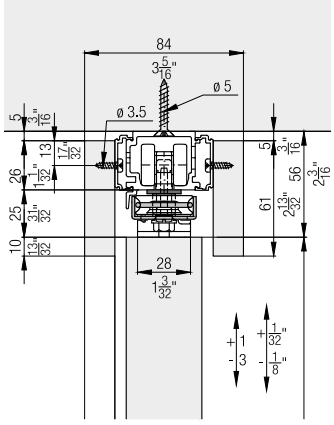

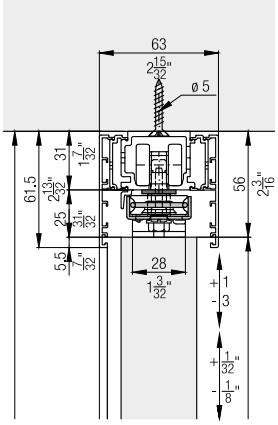

Assembly set

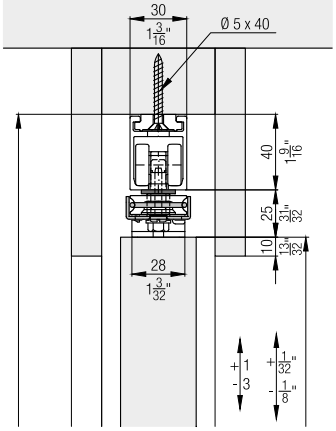

Calculations

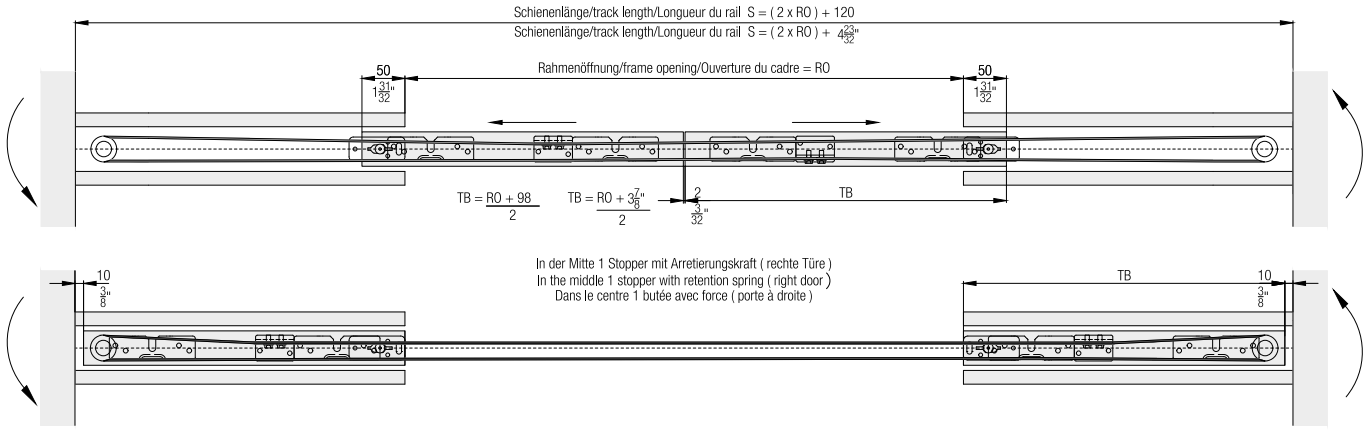

Accessories
- Lock solutions from page 479
- General accessories from page 487

Planning/execution
Further information about the product can be found on www.hawa.com.

Fitting for top-running wooden doors up to 100 kg (220 lbs.), with surface mounted running track. Optionally with soft and self closing mechanism. Wall mounting.

Product highlights

Flexibility — Wall mounting with integrated clip-on panelling in wood or aluminium with stylish end pieces

Productivity — Retrofitting of all components through the provided assembly opening, prevents contamination during construction

Aesthetics — Also available in black as a “Black Edition” design option for a particularly attractive appearance

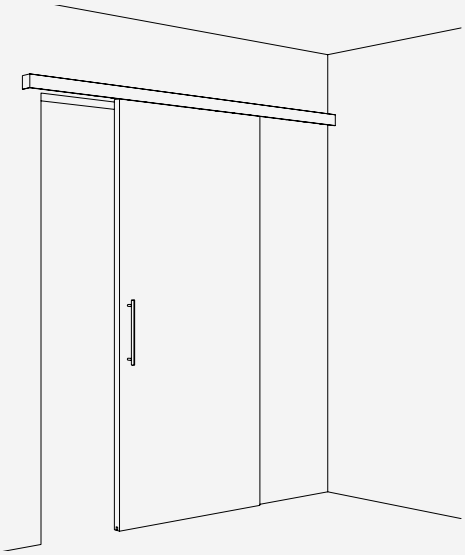

Technical specifications

Max.	100 kg (220 lbs.)
Max.	2700 mm (8'10 5/16'')
Max.	1600 mm (5'3'')
	30–45 mm (1 3/16'' to 1 25/32'')

Installation examples

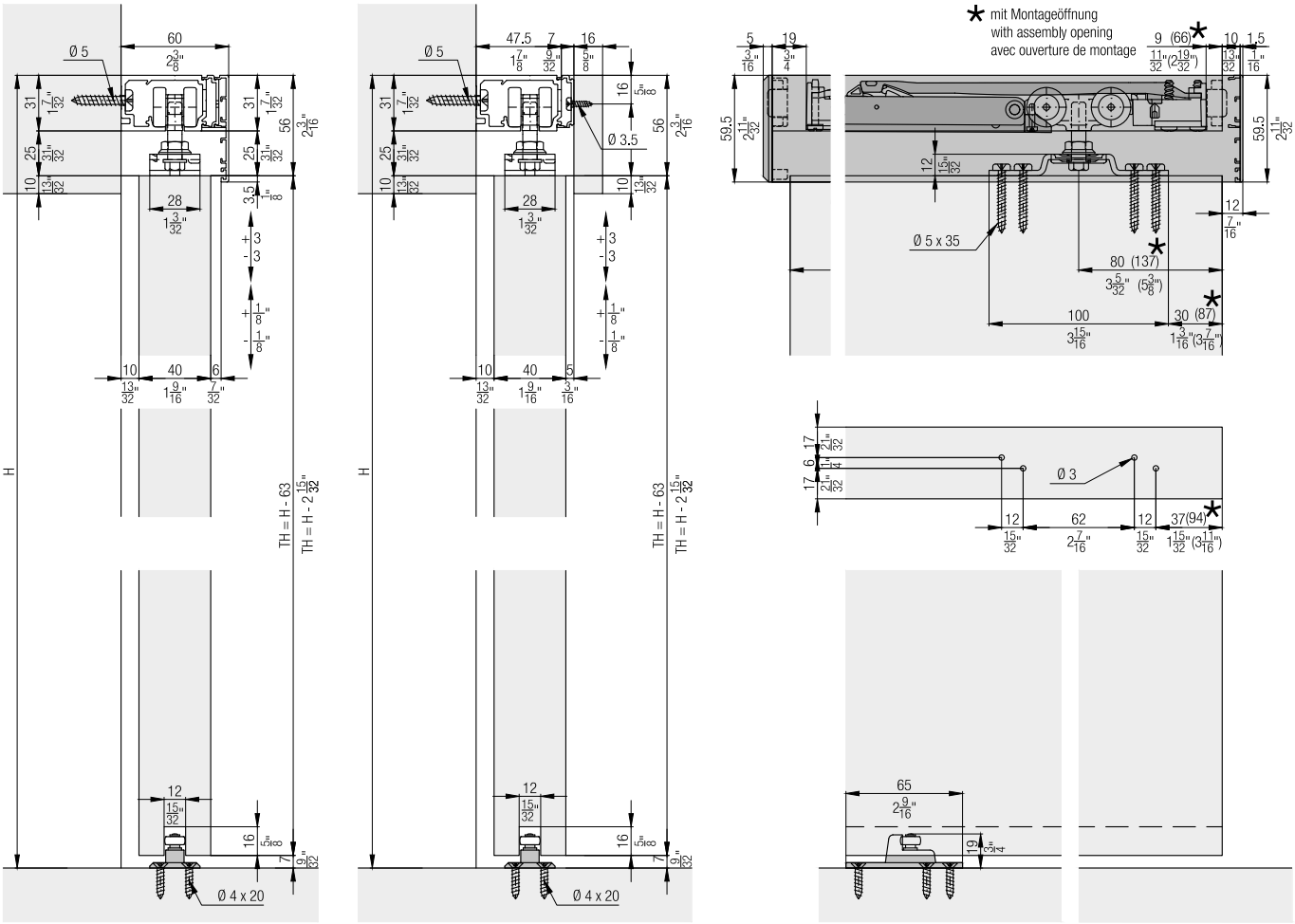

Subject to technical modifications. Metric specifications are exact. Inches are approximate.

Set for wall mounting, for 1 wooden door up to 100 kg (220 lbs.)

	No.
Hawa Porta/Divido 100 H/HC, for 1 door	057.3139.071
Hawa Porta 100 H/HC, black, for 1 door	057.3139.075

Set consisting of:

		057.3139.071	057.3139.075	No.
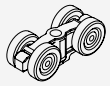	Running gear, ball bearing, rollers plastic white	2	2	057.3114.071
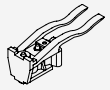	Stopper, with retention spring, plastic, gray	2		057.3073.072
	Suspension bolt, M8x32 mm (5/16"x1 1/4"), steel, zinc-plated	2	2	057.0123.104
	Hexagon locking nut, M8, steel, zinc-plated	2	2	768.9005.101
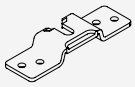	Support bracket, height and lateral adjustable, steel, zinc-plated	2	2	057.3129.101
	Pan head screw, 5x35 mm (3/16"x1 3/8"), steel, zinc-plated	8	8	766.6051.135
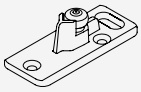	Bottom guide, with roller, adjustable, plastic, anthracite	1	1	057.3120.071
	Countersunk head screw, 4x20 mm (5/32"x25/32"), steel, zinc-plated	4		766.5042.120
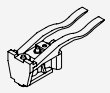	Stopper, with retention spring, plastic, black		2	057.3073.076
	Countersunk head screw, 4x20 mm, steel, zinc-plated		4	600.0000.817

Set for wall mounting, for 1 wooden door up to 100 kg (220 lbs.)

	No.
Hawa Porta 100 HC, with running track and panel, 2000 mm (6' 6 3/4''), aluminum, anodized, for 1 door	057.3143.071

Set consisting of:

		mm (inch)	057.3143.071	No.
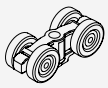	Running gear, ball bearing, rollers plastic white		2	057.3114.071
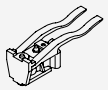	Stopper, with retention spring, plastic, gray		2	057.3073.072
	Suspension bolt, M8x32 mm (5/16"x1 1/4"), steel, zinc-plated		2	057.0123.104
	Hexagon locking nut, M8, steel, zinc-plated		2	768.9005.101
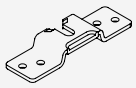	Support bracket, height and lateral adjustable, steel, zinc-plated		2	057.3129.101
	Pan head screw, 5x35 mm (3/16"x1 3/8"), steel, zinc-plated		8	766.6051.135
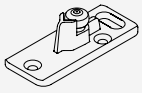	Bottom guide, with roller, adjustable, plastic, anthracite		1	057.3120.071
	Countersunk head screw, 4x20 mm (5/32"x25/32"), steel, zinc-plated		4	766.5042.120
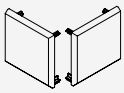	End cap, plastic, anthracite		1	057.3132.071
	Fixation clip for wooden and aluminum panel, 2-piece set		1	057.3126.071
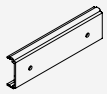	Clip component for wooden and aluminum panel, every 500 mm (1'7 11/16"), aluminium, pre-drilled		5	057.3117.001
	Track cleaner, plastic, blue		1	057.3099.071
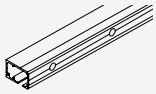	Running track, aluminum, anodized, pre-drilled	2,000 (6' 6 3/4 '')	1	057.3112.199
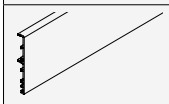	Clip-on panel, aluminum, anodized	2,000 (6' 6 3/4 '')	1	042.3004.199

Running tracks

		mm (inch)	No.
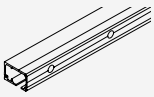	Running track, aluminum, anodized, pre-drilled	2,500 (8' 2 7/16")	057.3112.250
		3,500 (11' 5 25/32")	057.3112.350
		6,000 (19' 8 7/32")	057.3112.600
		cut to size	057.3112.990
	Running track, aluminum, black anodized, pre-drilled	2,500 (8' 2 7/16")	057.3112.255
		3,500 (11' 5 25/32")	057.3112.355

Panels

		mm (inch)	No.
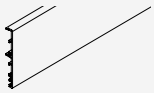	Clip-on panel, aluminum, anodized	2,500 (8' 2 7/16")	042.3004.250
		3,500 (11' 5 25/32")	042.3004.350
		6,000 (19' 8 7/32")	042.3004.600
		cut to size	042.3004.990
	Clip-on panel, aluminum, black anodized	2,500 (8' 2 7/16")	042.3004.255
		3,500 (11' 5 25/32")	042.3004.355

Clip-on components

		No.
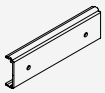	Clip component for wooden and aluminum panel, every 500 mm (1'7 11/16"), aluminium, pre-drilled	057.3117.001
	Clip component for wooden and aluminum panel, every 500 mm (1'7 11/16"), aluminum, black anodized, pre-drilled	057.3117.005

Fixing clamp for the end pieces of wooden or aluminum panels

	No.
Fixation clip for wooden and aluminum panel, 2-piece set	057.3126.071

Set consisting of:

		057.3126.071	No.
	Fixation clip for wooden and aluminum panel, steel, zinc-plated	2	057.3126.101

Panel end component set, 59 mm (2 5/16"), aluminum

	No.
Panel end component set, with fixation clip, 59x60 mm (2 5/16x2 3/8"), aluminum, black anodized	042.3028.056
Panel end component set, with fixation clip, 59x60 mm (2 5/16x2 3/8"), aluminum, anodized	042.3028.076

Set consisting of:

		042.3028.056	042.3028.076	No.
	Panel end component, 59 mm (2 5/16"), aluminum, black anodized	1		042.3028.956
	Bracker connector, steel, zinc-plated	2	2	057.3051.101
	Fixation clip for wooden and aluminum panel, steel, zinc-plated	1	1	057.3126.101
	Screw, M4x2.6 mm (5/32"x 1/8"), steel, zinc-plated	4	4	011.0101.171
	Panel end component, 59 mm (2 5/16"), aluminum, anodized		1	042.3028.906

End cap set

	No.
End cap set, with fixation clip, plastic, anthracite	057.3132.072

Set consisting of:

		057.3132.072	No.
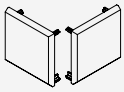	End cap, plastic, anthracite	1	057.3132.071
	Fixation clip for wooden and aluminum panel, steel, zinc-plated	2	057.3126.101

Subject to technical modifications. Metric specifications are exact. Inches are approximate.

Soft close
For soft closing in opening and closing direction order 2 sets.

	No.
Soft close Hawa Porta 100, Divido 100, 61–100 kg (133–220 lbs.), 1 piece	042.3102.071
Soft close Hawa Porta 60/100, Divido 100, 10–60 kg (22–132 lbs.), 1 piece	042.3102.072

Set consisting of:

		042.3102.071	042.3102.072	No.
	Soft close, top running, 61–100 kg (133 to 220 lbs.), plastic	1		042.3106.071
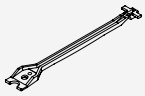	Trigger for soft close in buildings, zinc die casting	1	1	042.3105.001
	Screw set soft close	1	1	600.0000.566
	Soft close, top running, 10-60 kg (22 to 132 lbs.), plastic		1	042.3106.072

Optional: Wall bracket bottom guide

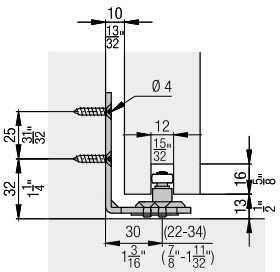

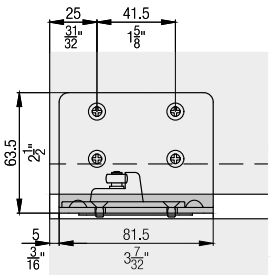

Cover for assembly opening

	No.
Cover cap to assembly opening, 1-piece set	042.3114.071

Set consisting of:

		042.3114.071	No.
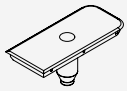	Cover cap assembly opening, plastic, gray	1	042.0172.001
	Screw set soft close	1	600.0000.566

Bottom guide set for wall mounting

		No.
	Set bottom guide for wall mounting, with roller	057.3128.171

Accessories

		No.
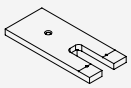	Routing jig for assembly opening	042.3118.071
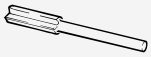	Groove cutter to routing jig, Ø= 10 mm (13/32"), hard metal	600.0000.309
	Track cleaner, plastic, blue	057.3099.071

Calculations of clip-on panels

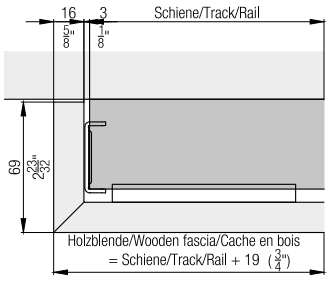

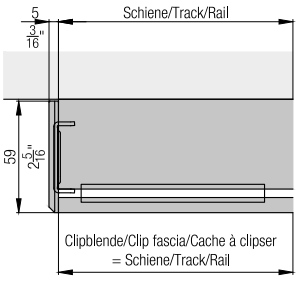

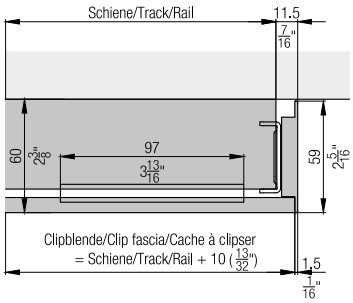

Soft close

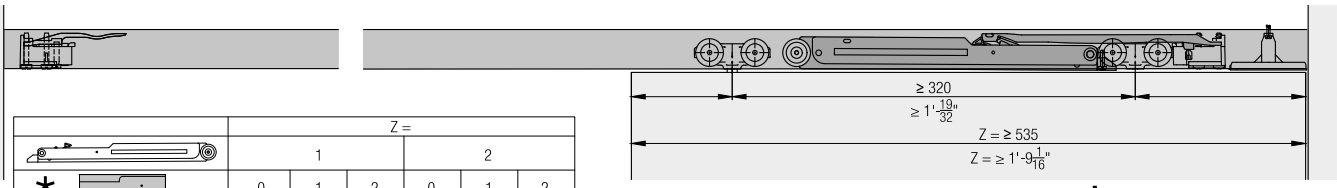

	Z =					
	1			2		
*	0	1	2	0	1	2
Hawa Porta 60/100 H/HC	1' 6 29/32"	1' 9 1/16"	1' 11 1/4"	2' 4 3/4"	2' 6 29/32"	2' 9 3/32"
Hawa Porta 60/100 HM/HMD/HMT	1' 6 29/32"	1' 9 1/16"	1' 11 1/4"	2' 4 3/4"	2' 6 29/32"	2' 9 3/32"
Hawa Porta 100 G/GU/GM	1' 6 29/32"	1' 9 1/16"	1' 11 1/4"	2' 4 3/4"	2' 6 29/32"	2' 9 3/32"
Hawa Porta 100 GW/GWF	1' 8 5/32"	1' 9 11/32"	1' 11 1/4"	2' 6"	2' 6 29/32"	2' 7 3/16"
Hawa Porta 100 GMD	1' 7 7/32"	1' 9 7/32"	1' 11 1/4"	2' 5 1/16"	2' 7 1/16"	2' 7 3/16"
Hawa Divido 100 H/HM/GR	1' 6 29/32"	1' 9 1/16"	1' 11 1/4"	2' 4 3/4"	2' 6 29/32"	2' 9 3/32"
Hawa Divido 100 GRM	1' 8 5/32"	1' 10 11/32"	1' 0 1/2"	2' 6"	2' 8 5/32"	2' 10 11/32"

	Z =					
	1			2		
*	0	1	2	0	1	2
Hawa Porta 60/100 H/HC	480	535	590	730	785	840
Hawa Porta 60/100 HM/HMD/HMT	480	535	590	730	785	840
Hawa Porta 100 G/GU/GM	480	535	590	730	785	840
Hawa Porta 100 GW/GWF	512	542	590	762	792	840
Hawa Porta 100 GMD	488	539	590	738	789	840
Hawa Divido 100 H/HM/GR	480	535	590	730	785	840
Hawa Divido 100 GRM	512	567	622	762	817	872

* Montageöffnung
assembly opening
ouverture de montage

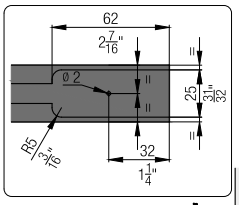

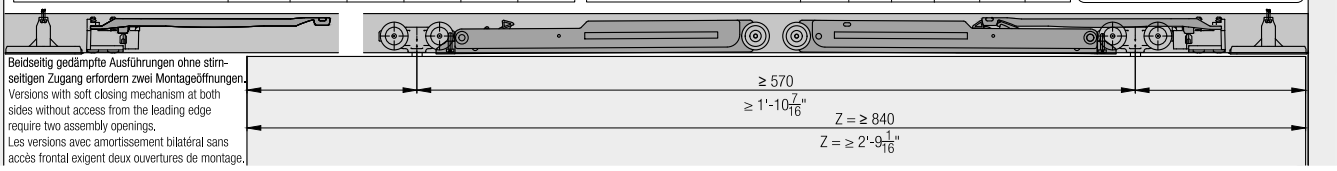

Beidseitig gedämpfte Ausführungen ohne stirnseitigen Zugang erfordern zwei Montageöffnungen.
Versions with soft closing mechanism at both sides without access from the leading edge require two assembly openings.
Les versions avec amortissement bilatéral sans accès frontal exigent deux ouvertures de montage.

Soft close

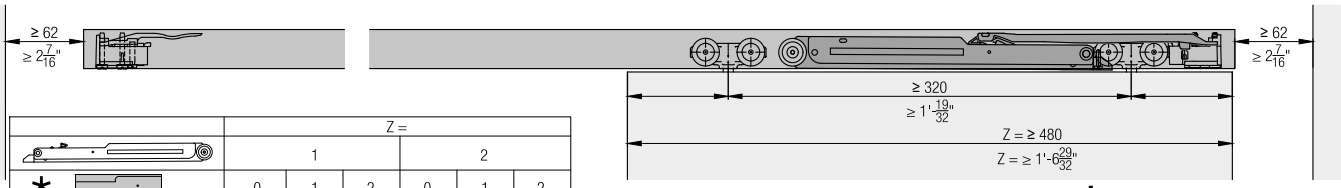

	Z =					
	1			2		
*	0	1	2	0	1	2
Hawa Porta 60/100 H/HC	1' 6 29/32"	1' 9 1/16"	1' 11 1/4"	2' 4 3/4"	2' 6 29/32"	2' 9 3/32"
Hawa Porta 60/100 HM/HMD/HMT	1' 6 29/32"	1' 9 1/16"	1' 11 1/4"	2' 4 3/4"	2' 6 29/32"	2' 9 3/32"
Hawa Porta 100 G/GU/GM	1' 6 29/32"	1' 9 1/16"	1' 11 1/4"	2' 4 3/4"	2' 6 29/32"	2' 9 3/32"
Hawa Porta 100 GW/GWF	1' 8 5/32"	1' 9 11/32"	1' 11 1/4"	2' 6"	2' 6 29/32"	2' 7 3/16"
Hawa Porta 100 GMD	1' 7 7/32"	1' 9 7/32"	1' 11 1/4"	2' 5 1/16"	2' 7 1/16"	2' 7 3/16"
Hawa Divido 100 H/HM/GR	1' 6 29/32"	1' 9 1/16"	1' 11 1/4"	2' 4 3/4"	2' 6 29/32"	2' 9 3/32"
Hawa Divido 100 GRM	1' 8 5/32"	1' 10 11/32"	1' 0 1/2"	2' 6"	2' 8 5/32"	2' 10 11/32"

	Z =					
	1			2		
*	0	1	2	0	1	2
Hawa Porta 60/100 H/HC	480	535	590	730	785	840
Hawa Porta 60/100 HM/HMD/HMT	480	535	590	730	785	840
Hawa Porta 100 G/GU/GM	480	535	590	730	785	840
Hawa Porta 100 GW/GWF	512	542	590	762	792	840
Hawa Porta 100 GMD	488	539	590	738	789	840
Hawa Divido 100 H/HM/GR	480	535	590	730	785	840
Hawa Divido 100 GRM	512	567	622	762	817	872

* Montageöffnung
assembly opening
ouverture de montage

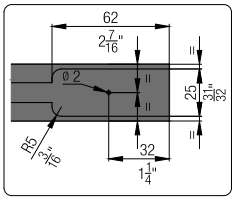

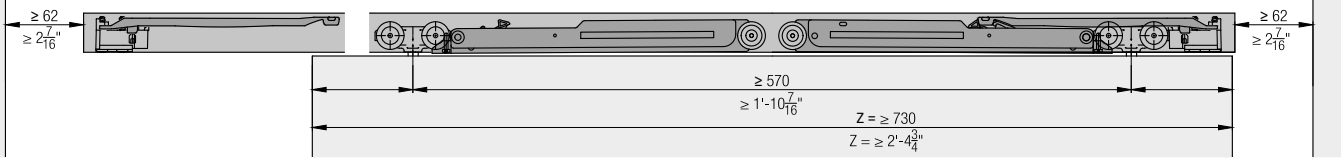

Accessories
- Lock solutions from page 479
- General accessories from page 487

Planning/execution
Further information about the product can be found on www.hawa.com.

Subject to technical modifications. Metric specifications are exact. Inches are approximate.

Fitting for 2 synchronously opening wooden doors up to 100 kg (220 lbs.), with surface mounted running track. Wall mounting.

Product highlights

Flexibility — Standard applications can be extended with the Synchro option

Comfort — Two doors open simultaneously and make large, fully accessible openings possible

Aesthetics — Also available in black as a “Black Edition” design option for a particularly attractive appearance

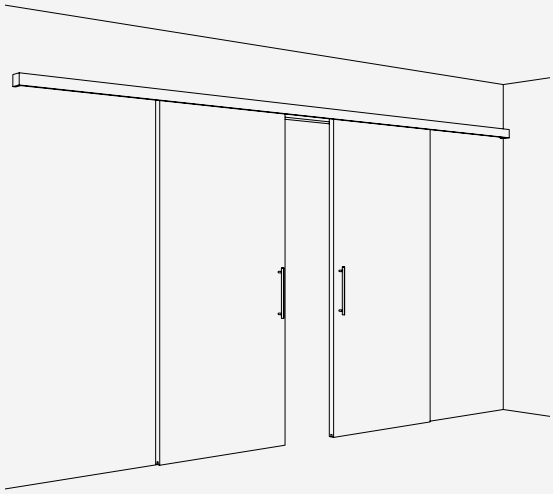

Technical specifications

	Max.	100 kg (220 lbs.)
	Max.	2700 mm (8'10 5/16'')
	Max.	1200 mm (3'11 1/4'')
		30–45 mm (1 3/16'' to 1 25/32'')

Installation examples

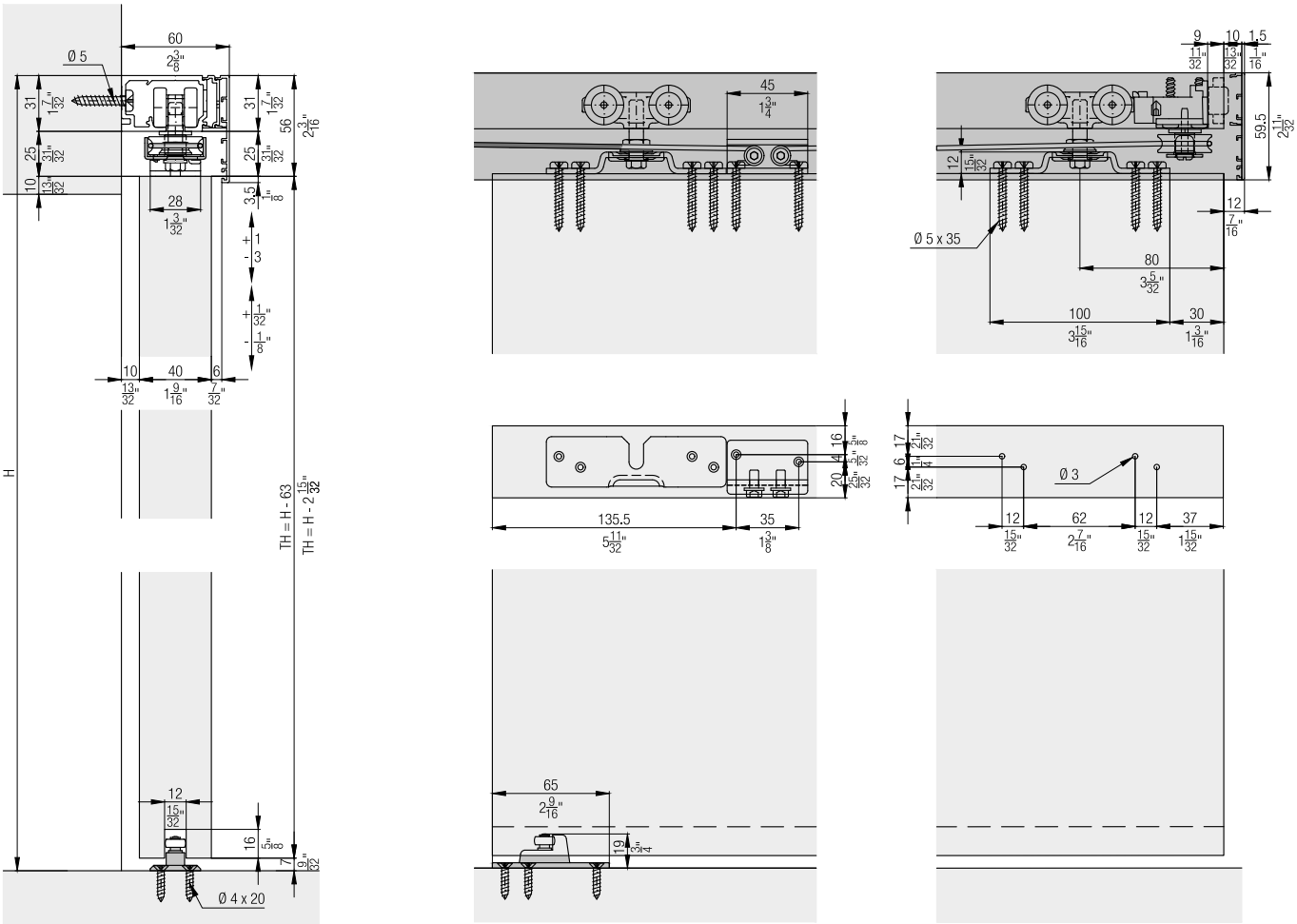

Set for ceiling mounting, for 1 wooden door up to 100 kg (220 lbs.) (order 2x)

	No.
Hawa Porta/Divido 100 H/HC, for 1 door	057.3139.071
Hawa Porta 100 H/HC, black, for 1 door	057.3139.075

Set consisting of:

		057.3139.071	057.3139.075	No.
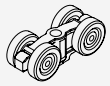	Running gear, ball bearing, rollers plastic white	2	2	057.3114.071
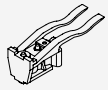	Stopper, with retention spring, plastic, gray	2		057.3073.072
	Suspension bolt, M8x32 mm (5/16"x1 1/4"), steel, zinc-plated	2	2	057.0123.104
	Hexagon locking nut, M8, steel, zinc-plated	2	2	768.9005.101
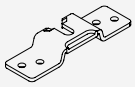	Support bracket, height and lateral adjustable, steel, zinc-plated	2	2	057.3129.101
	Pan head screw, 5x35 mm (3/16"x1 3/8"), steel, zinc-plated	8	8	766.6051.135
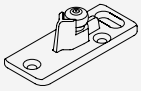	Bottom guide, with roller, adjustable, plastic, anthracite	1	1	057.3120.071
	Countersunk head screw, 4x20 mm (5/32"x25/32"), steel, zinc-plated	4		766.5042.120
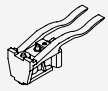	Stopper, with retention spring, plastic, black		2	057.3073.076
	Countersunk head screw, 4x20 mm, steel, zinc-plated		4	600.0000.817

Synchro set

	No.
Hawa Porta 60/100 H/HC and Hawa Divido 100 H, Synchro, for 2 doors	042.3027.072

Set consisting of:

		042.3027.072	No.
	Deviating roller, ball bearing	2	055.0101.001
	Cable safety, steel, zinc-plated	2	056.0124.101
	Clamp piece, steel, zinc-plated	2	057.0113.101
	Kevlar cable, D= 2.5 mm (3/32")	1	752.0059.104
	Flat washer, M5, 5.3/15/2 mm (3/16"/19/32"/3/32"), steel, zinc-plated	2	600.0000.681
	Rounded head screw, 5x25 mm (3/16"x31/32"), steel, zinc-plated	2	762.9455.000
	Head cap screw, with flange, M5x10 mm (3/16"x13/32"), steel, zinc-plated	4	762.9365.000
	Pan head screw, 5x35 mm (3/16"x1 3/8"), steel, zinc-plated	4	766.6051.135

Running tracks

		mm (inch)	No.
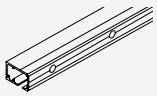	Running track, aluminum, anodized, pre-drilled	2,500 (8' 2 7/16")	057.3112.250
		3,500 (11' 5 25/32")	057.3112.350
		6,000 (19' 8 7/32")	057.3112.600
		cut to size	057.3112.990
	Running track, aluminum, black anodized, pre-drilled	2,500 (8' 2 7/16")	057.3112.255
		3,500 (11' 5 25/32")	057.3112.355

Subject to technical modifications. Metric specifications are exact. Inches are approximate.

Panels

		mm (inch)	No.
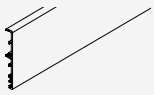	Clip-on panel, aluminum, anodized	2,500 (8' 2 7/16'')	042.3004.250
		3,500 (11' 5 25/32'')	042.3004.350
		6,000 (19' 8 7/32'')	042.3004.600
		cut to size	042.3004.990
	Clip-on panel, aluminum, black anodized	2,500 (8' 2 7/16'')	042.3004.255
		3,500 (11' 5 25/32'')	042.3004.355

Clip-on components

		No.
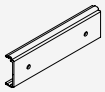	Clip component for wooden and aluminum panel, every 500 mm (1'7 11/16''), aluminium, pre-drilled	057.3117.001
	Clip component for wooden and aluminum panel, every 500 mm (1'7 11/16''), aluminum, black anodized, pre-drilled	057.3117.005

Panel end component set, 59 mm (2 5/16''), aluminum

	No.
Panel end component set, with fixation clip, 59x60 mm (2 5/16x2 3/8''), aluminum, black anodized	042.3028.056
Panel end component set, with fixation clip, 59x60 mm (2 5/16x2 3/8''), aluminum, anodized	042.3028.076

Set consisting of:

		042.3028.056	042.3028.076	No.
	Panel end component, 59 mm (2 5/16"), aluminum, black anodized	1		042.3028.956
	Bracker connector, steel, zinc-plated	2	2	057.3051.101
	Fixation clip for wooden and aluminum panel, steel, zinc-plated	1	1	057.3126.101
	Screw, M4x2.6 mm (5/32"x 1/8"), steel, zinc-plated	4	4	011.0101.171
	Panel end component, 59 mm (2 5/16"), aluminum, anodized		1	042.3028.906

End cap set

	No.
End cap set, with fixation clip, plastic, anthracite	057.3132.072

Set consisting of:

		057.3132.072	No.
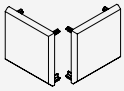	End cap, plastic, anthracite	1	057.3132.071
	Fixation clip for wooden and aluminum panel, steel, zinc-plated	2	057.3126.101

Bottom guide set for wall mounting

		No.
	Set bottom guide for wall mounting, with roller	057.3128.171

Accessories

		No.
	Track cleaner, plastic, blue	057.3099.071

Wooden panel

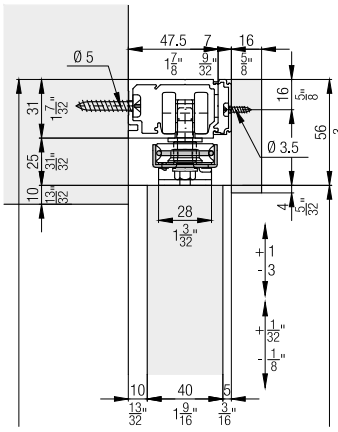

Calculations of panels

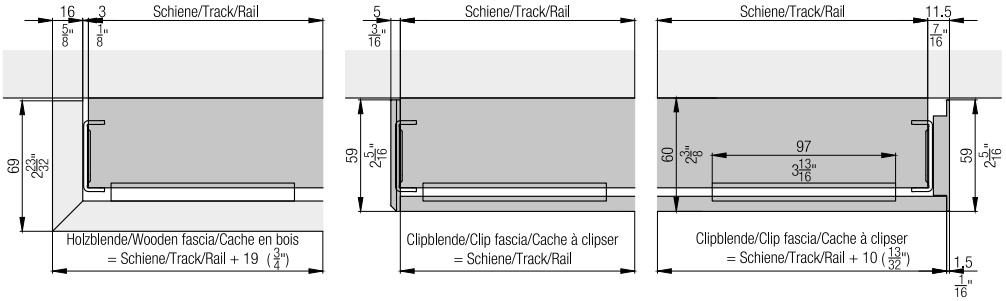

Optional: Wall bracket bottom guide

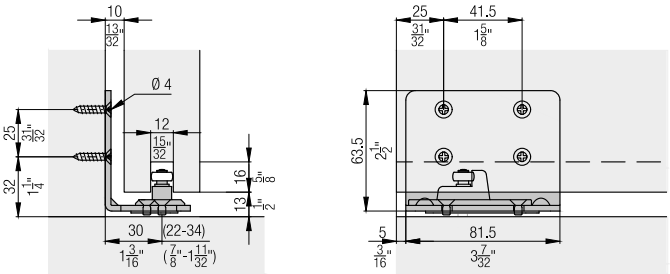

Calculations

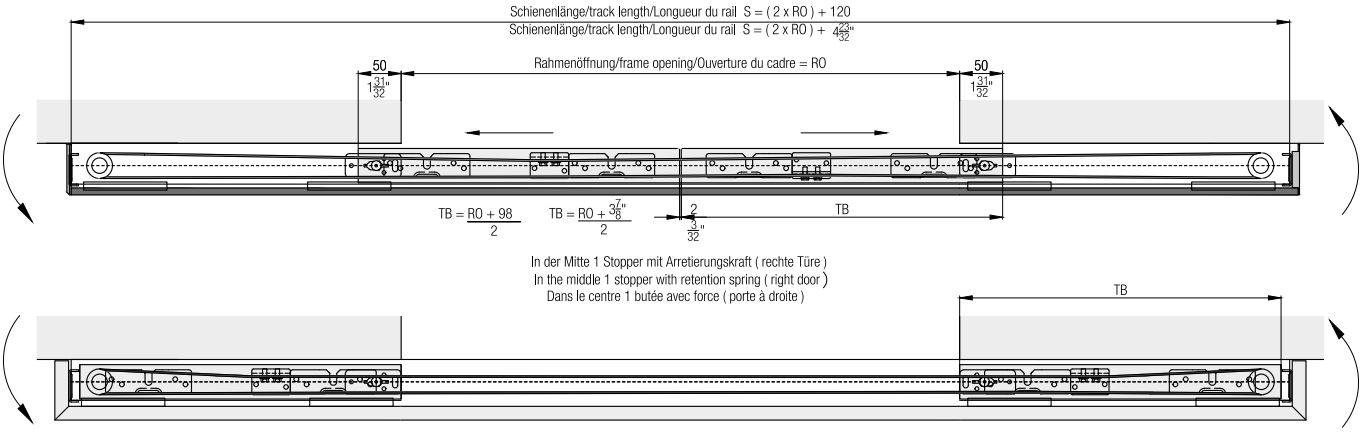

Accessories
- Lock solutions from page 479
- General accessories from page 487

Planning/execution
Further information about the product can be found on www.hawa.com.

Subject to technical modifications. Metric specifications are exact. Inches are approximate.

Fitting for top-running wooden doors up to 100 kg (220 lbs.), with surface mounted running track or running track flush with the ceiling. Optionally with soft and self closing mechanism. Ceiling mounting. Minimal installation height.

Product highlights

Flexibility Ceiling-integrated or surface-mounted installation with the same system

Productivity Tool-less door mounting

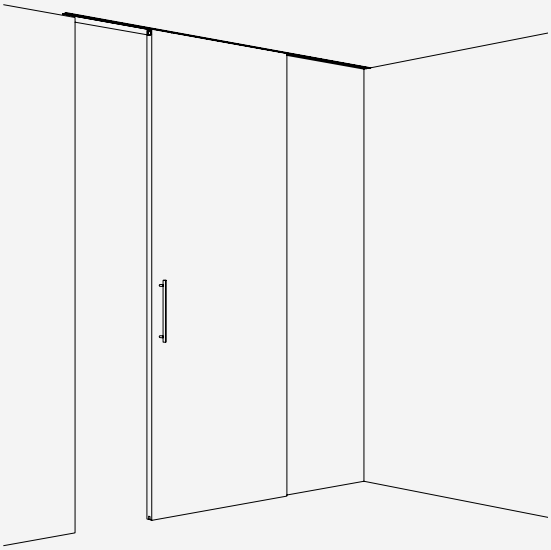

Technical specifications

Max.	100 kg (220 lbs.)
Max.	2700 mm (8'10 5/16'')
Max.	1600 mm (5'3'')
	30–80 mm (1 3/16'' to 3 5/32'')

Installation examples

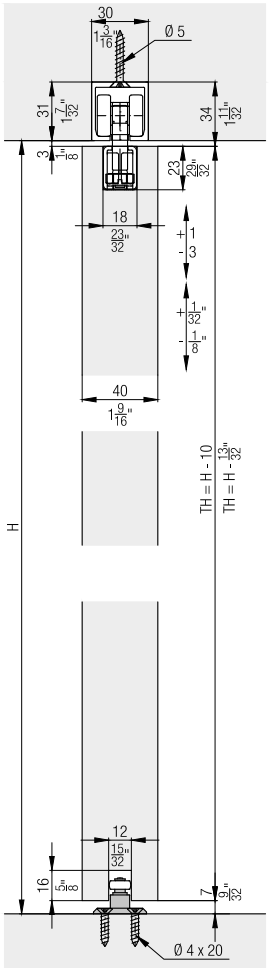

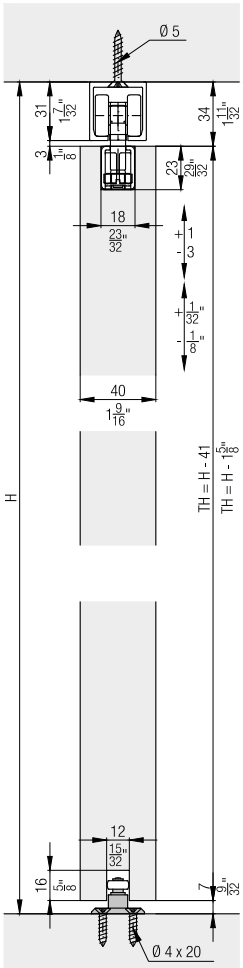

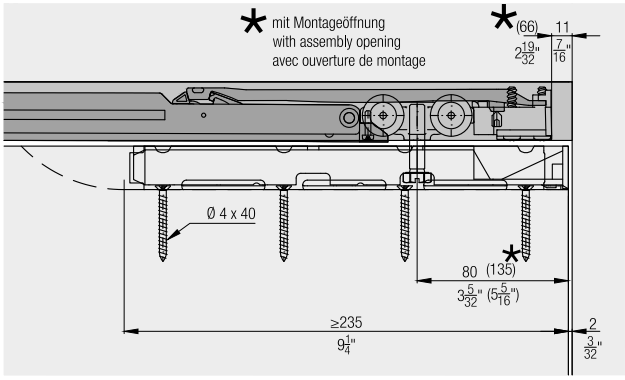

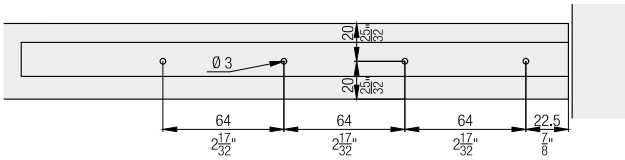

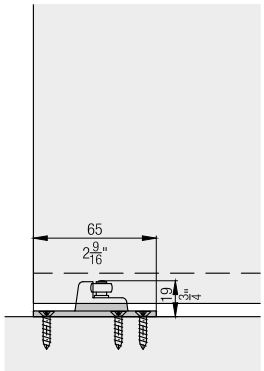



Set for ceiling mounting, for 1 wooden door up to 100 kg (220 lbs.)

	No.
Hawa Porta 100 HM/HMD and Hawa Divido 100 HM, minimal installation height, for 1 door	057.3133.071

Set consisting of:

		057.3133.071	No.
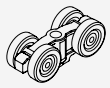	Running gear, ball bearing, rollers plastic white	2	057.3114.071
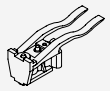	Stopper, with retention spring, plastic, gray	2	057.3073.072
	Hexagon head screw, M8x36 mm (5/16"x1 13/32"), steel, zinc-plated	2	042.0165.101
	Cover cap, plastic, grey	2	600.0000.533
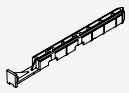	Running gear holder, plastic, anthracite	2	042.0167.001
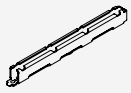	Housing, steel, zinc-plated	2	042.0166.101
	Countersunk head screw, 4x40 mm (5/32"x1 9/16"), steel, zinc-plated	8	766.5040.140
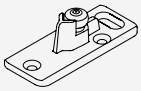	Bottom guide, with roller, adjustable, plastic, anthracite	1	057.3120.071
	Countersunk head screw, 4x20 mm (5/32"x25/32"), steel, zinc-plated	4	766.5042.120

Set for ceiling mounting, for 1 wooden door up to 100 kg (220 lbs.)

	No.
Hawa Porta 100 HM, minimal installation height, with running track, 2000 mm, aluminum, anodized, for 1 door	057.3135.071

Set consisting of:

		mm (inch)	057.3135.071	No.
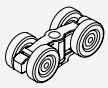	Running gear, ball bearing, rollers plastic white		2	057.3114.071
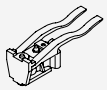	Stopper, with retention spring, plastic, gray		2	057.3073.072
	Hexagon head screw, M8x36 mm (5/16"x1 13/32"), steel, zinc-plated		2	042.0165.101
	Cover cap, plastic, grey		2	600.0000.533
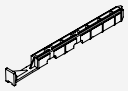	Running gear holder, plastic, anthracite		2	042.0167.001
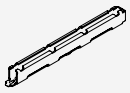	Housing, steel, zinc-plated		2	042.0166.101
	Countersunk head screw, 4x40 mm (5/32"x1 9/16"), steel, zinc-plated		8	766.5040.140
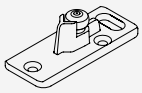	Bottom guide, with roller, adjustable, plastic, anthracite		1	057.3120.071
	Countersunk head screw, 4x20 mm (5/32"x25/32"), steel, zinc-plated		4	766.5042.120
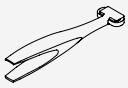	Track cleaner, plastic, blue		1	057.3099.071
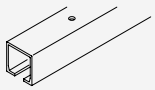	Running track, aluminum, anodized, pre-drilled	2,000 (6' 6 3/4 '')	1	057.3016.201

Subject to technical modifications. Metric specifications are exact. Inches are approximate.

Running tracks

		mm (inch)	No.
	Running track, aluminum, pre-drilled	1,700 (5' 6 15/16'')	057.3016.170
		2,000 (6' 6 3/4 '')	057.3016.200
		2,500 (8' 2 7/16'')	057.3016.250
		6,000 (19' 8 7/32'')	057.3016.600
		cut to size	057.3016.990
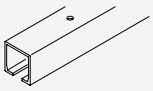	Running track, aluminum, anodized, pre-drilled	2,000 (6' 6 3/4 '')	057.3016.201
		2,500 (8' 2 7/16'')	057.3016.251
		6,000 (19' 8 7/32'')	057.3016.601
		cut to size	057.3016.991
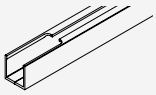	Running track, with assembly opening, aluminum, anodized, pre-drilled	2,500 (8' 2 7/16'')	057.3016.256
		cut to size	057.3016.998
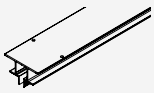	Running track, ceiling integration, aluminum, anodized, pre-drilled	2,500 (8' 2 7/16'')	27668
		3,500 (11' 5 25/32'')	27667
		6,000 (19' 8 7/32'')	30326
		cut to size	27669
	Disposable cover to running track Hawa Porta 45/60/100, plastic, black	2,000 (6' 6 3/4 '')	057.3098.001
		cut to size	057.3098.990

Soft close

For soft closing in opening and closing direction order 2 sets.

	No.
Soft close Hawa Porta 100, Divido 100, 61–100 kg (133-220 lbs.), 1 piece	042.3102.071
Soft close Hawa Porta 60/100, Divido 100, 10–60 kg (22-132 lbs.), 1 piece	042.3102.072

Set consisting of:

		042.3102.071	042.3102.072	No.
	Soft close, top running, 61–100 kg (133 to 220 lbs.), plastic	1		042.3106.071
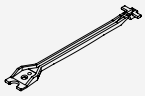	Trigger for soft close in buildings, zinc die casting	1	1	042.3105.001
	Screw set soft close	1	1	600.0000.566
	Soft close, top running, 10-60 kg (22 to 132 lbs.), plastic		1	042.3106.072

Cover for assembly opening

	No.
Cover cap to assembly opening, 1-piece set	042.3114.071

Set consisting of:

		042.3114.071	No.
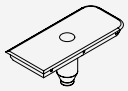	Cover cap assembly opening, plastic, gray	1	042.0172.001
	Screw set soft close	1	600.0000.566

Screw set

	No.
Screw set for ceiling integration, +15 mm (+19/32")	057.3180.071

Set consisting of:

		057.3180.071	No.
	Hexagon screw, M8x51 mm (5/16"x2"), steel, zinc-plated	2	042.0165.103
	Head cap screw, M8x50 mm (5/16"x1 31/32"), steel, zinc-plated	1	042.0175.002

Accessories

		No.
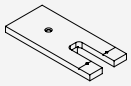	Routing jig for assembly opening	042.3118.071
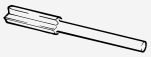	Groove cutter to routing jig, Ø= 10 mm (13/32"), hard metal	600.0000.309
	Track cleaner, plastic, blue	057.3099.071

Subject to technical modifications. Metric specifications are exact. Inches are approximate.

Ceiling integration

Recommendation: For systems integrated into the ceiling, provide assembly openings or front access to the system.

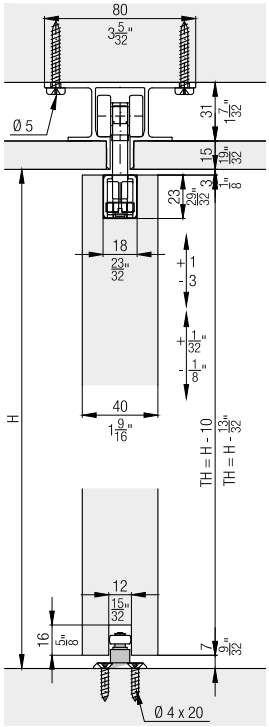

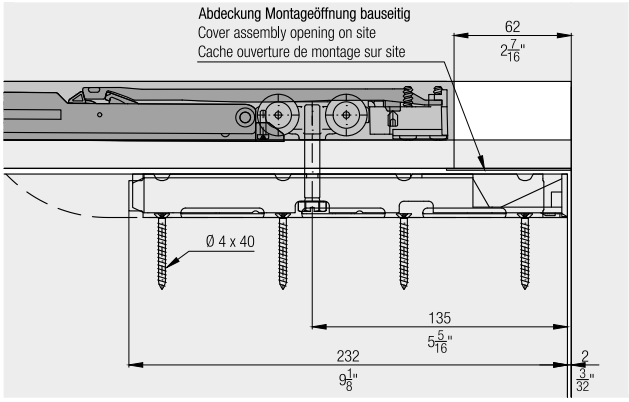

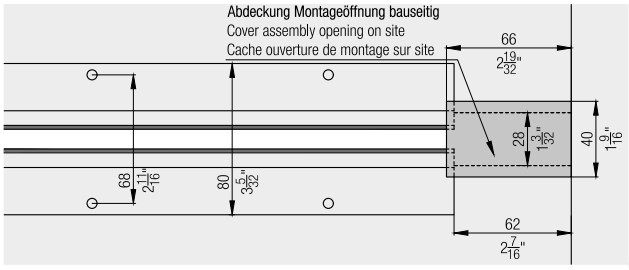

Soft close

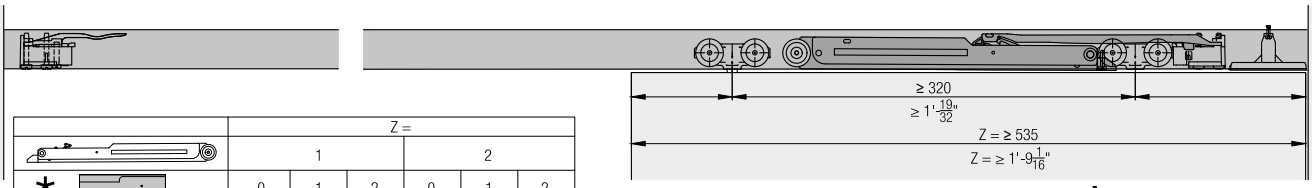

	Z =					
	1			2		
*	0	1	2	0	1	2
Hawa Porta 60/100 H/HC	1' 6 29/32"	1' 9 1/16"	1' 11 1/4"	2' 4 3/4"	2' 6 29/32"	2' 9 3/32"
Hawa Porta 60/100 HM/HMD/HMT	1' 6 29/32"	1' 9 1/16"	1' 11 1/4"	2' 4 3/4"	2' 6 29/32"	2' 9 3/32"
Hawa Porta 100 G/GU/GM	1' 6 29/32"	1' 9 1/16"	1' 11 1/4"	2' 4 3/4"	2' 6 29/32"	2' 9 3/32"
Hawa Porta 100 GW/GWF	1' 8 5/32"	1' 9 11/32"	1' 11 1/4"	2' 6"	2' 6 29/32"	2' 7 3/16"
Hawa Porta 100 GMD	1' 7 7/32"	1' 9 7/32"	1' 11 1/4"	2' 5 1/16"	2' 7 1/16"	2' 7 3/16"
Hawa Divido 100 H/HM/GR	1' 6 29/32"	1' 9 1/16"	1' 11 1/4"	2' 4 3/4"	2' 6 29/32"	2' 9 3/32"
Hawa Divido 100 GRM	1' 8 5/32"	1' 10 11/32"	1' 0 1/2"	2' 6"	2' 8 5/32"	2' 10 11/32"

	Z =					
	1			2		
*	0	1	2	0	1	2
Hawa Porta 60/100 H/HC	480	535	590	730	785	840
Hawa Porta 60/100 HM/HMD/HMT	480	535	590	730	785	840
Hawa Porta 100 G/GU/GM	480	535	590	730	785	840
Hawa Porta 100 GW/GWF	512	542	590	762	792	840
Hawa Porta 100 GMD	488	539	590	738	789	840
Hawa Divido 100 H/HM/GR	480	535	590	730	785	840
Hawa Divido 100 GRM	512	567	622	762	817	872

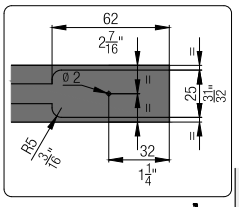

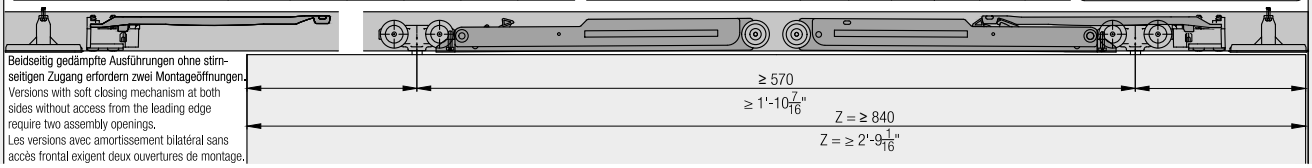

Beidseitig gedämpfte Ausführungen ohne stirnseitigen Zugang erfordern zwei Montageöffnungen.
Versions with soft closing mechanism at both sides without access from the leading edge require two assembly openings.
Les versions avec amortissement bilatéral sans accès frontal exigent deux ouvertures de montage.

Accessories

– Lock solutions from page 479
– General accessories from page 487

Planning/execution

Further information about the product can be found on www.hawa.com.

Fitting for top-running wooden doors up to 100 kg (220 lbs.), with surface mounted running track. Optionally with soft and self closing mechanism. Wall mounting. Minimal installation height.

Product highlights

Flexibility Aluminium panel or customer-provided wooden panelling integrated in the system

Productivity Tool-less door mounting

Aesthetics Also available in black as a “Black Edition” design option for a particularly attractive appearance

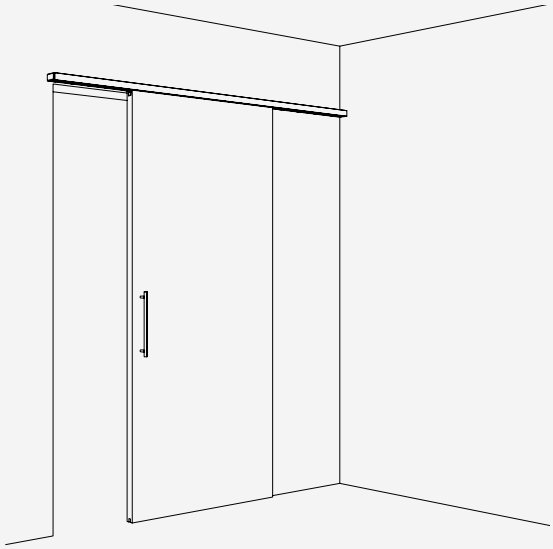

Technical specifications

Max.	100 kg (220 lbs.)
Max.	2700 mm (8'10 5/16'')
Max.	1600 mm (5'3'')
	30–45 mm (1 3/16'' to 1 25/32'')

Installation examples

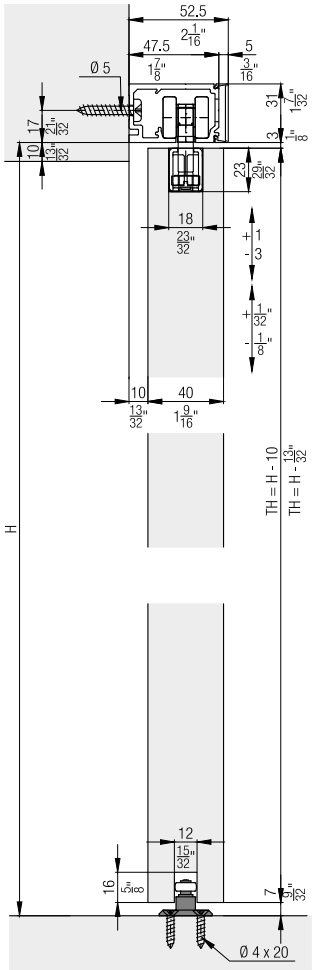

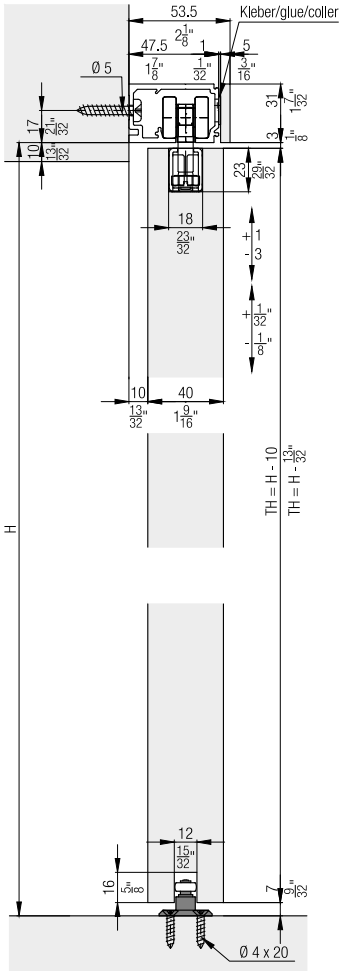

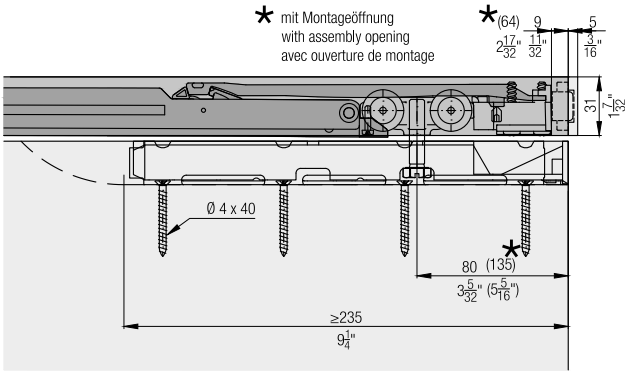

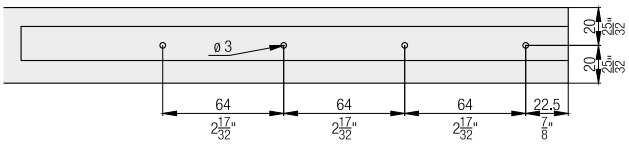

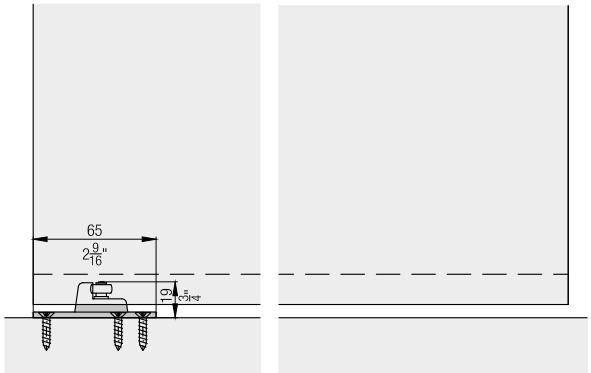

Subject to technical modifications. Metric specifications are exact. Inches are approximate.

Set for wall mounting, for 1 wooden door up to 100 kg (220 lbs.)

	No.
Hawa Porta 100 HM/HMD and Hawa Divido 100 HM, minimal installation height, for 1 door	057.3133.071
Hawa Porta 100 HMD, black, minimal installation height, for 1 door	057.3133.085

Set consisting of:

		057.3133.071	057.3133.085	No.
	Running gear, ball bearing, Rollers plastic white	2	2	057.3114.071
	Stopper, with retention spring, plastic, gray	2		057.3073.072
	Hexagon head screw, M8x36 mm (5/16"x1 13/32"), steel, zinc-plated	2	2	042.0165.101
	Cover cap, plastic, grey	2	2	600.0000.533
	Running gear holder, plastic, anthracite	2	2	042.0167.001
	Housing, steel, zinc-plated	2	2	042.0166.101
	Countersunk head screw, 4x40 mm (5/32"x1 9/16"), steel, zinc-plated	8	8	766.5040.140
	Bottom guide, with roller, adjustable, plastic, anthracite	1	1	057.3120.071
	Countersunk head screw, 4x20 mm (5/32"x25/32"), steel, zinc-plated	4		766.5042.120
	Stopper, with retention spring, plastic, black		2	057.3073.076
	Countersunk head screw, 4x20 mm, steel, zinc-plated		4	600.0000.817

Set for wall mounting, for 1 wooden door up to 100 kg (220 lbs.)

	No.
Hawa Porta 100 HMD, minimal installation height, with running track and panel, 1996 mm (6' 6 19/32''), aluminum, anodized, for 1 door	057.3137.071

Set consisting of:

		mm (inch)	057.3137.071	No.
	Running gear, ball bearing, rollers plastic white		2	057.3114.071
	Stopper, with retention spring, plastic, gray		2	057.3073.072
	Hexagon head screw, M8x36 mm (5/16"x1 13/32"), steel, zinc-plated		2	042.0165.101
	Cover cap, plastic, grey		2	600.0000.533
	Running gear holder, plastic, anthracite		2	042.0167.001
	Housing, steel, zinc-plated		2	042.0166.101
	Countersunk head screw, 4x40 mm (5/32"x1 9/16"), steel, zinc-plated		8	766.5040.140
	Bottom guide, with roller, adjustable, plastic, anthracite		1	057.3120.071
	Countersunk head screw, 4x20 mm (5/32"x25/32"), steel, zinc-plated		4	766.5042.120
	Fixation clip for wooden and aluminum panel, 2-piece set		1	057.3126.071
	End cap, plastic, anthracite		1	057.3131.071
	Track cleaner, plastic, blue		1	057.3099.071
	Single running track, aluminum, anodized, pre-drilled	2,000 (6' 6 3/4 '')	1	057.3112.199
	Running track, aluminum, anodized, pre-drilled	2,000 (6' 6 3/4 '')	1	057.3113.199

Running tracks

		mm (inch)	No.
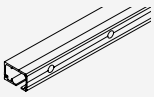	Running track, aluminum, anodized, pre-drilled	2,500 (8' 2 7/16")	057.3112.250
		3,500 (11' 5 25/32")	057.3112.350
		6,000 (19' 8 7/32")	057.3112.600
		cut to size	057.3112.990
	Running track, aluminum, black anodized, pre-drilled	2,500 (8' 2 7/16")	057.3112.255
		3,500 (11' 5 25/32")	057.3112.355
	Disposable cover to running track Hawa Porta 45/60/100, plastic, black	2,000 (6' 6 3/4 ")	057.3098.001
		cut to size	057.3098.990

Panels

		mm (inch)	No.
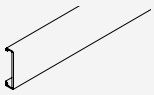	Clip-on panel, wall mounting, aluminum, anodized	2,500 (8' 2 7/16")	057.3113.250
		3,500 (11' 5 25/32")	057.3113.350
		6,000 (19' 8 7/32")	057.3113.600
		cut to size	057.3113.990
	Clip-on panel, wall mounting, aluminum, black anodized	2,500 (8' 2 7/16")	057.3113.255
		3,500 (11' 5 25/32")	057.3113.355

End cap set

	No.
End cap set, with fixation clip, plastic, anthracite	057.3131.072
End cap set, with fixation clip, plastic, black	057.3131.075

Set consisting of:

		057.3131.072	057.3131.075	No.
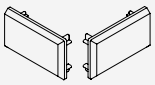	End cap, plastic, anthracite	1		057.3131.071
	Fixation clip for wooden and aluminum panel, steel, zinc-plated	2	2	057.3126.101
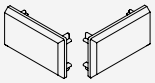	End cap set, plastic, anthracite		1	057.3131.076

Fixing clamp for the end pieces of wooden or aluminum panels

	No.
Fixation clip for wooden and aluminum panel, 2-piece set	057.3126.071

Set consisting of:

		057.3126.071	No.
	Fixation clip for wooden and aluminum panel, steel, zinc-plated	2	057.3126.101

Soft close

For soft closing in opening and closing direction order 2 sets.

	No.
Soft close Hawa Porta 100, Divido 100, 61–100 kg (133-220 lbs.), 1 piece	042.3102.071
Soft close Hawa Porta 60/100, Divido 100, 10–60 kg (22-132 lbs.), 1 piece	042.3102.072

Set consisting of:

		042.3102.071	042.3102.072	No.
	Soft close, top running, 61–100 kg (133 to 220 lbs.), plastic	1		042.3106.071
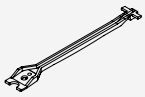	Trigger for soft close in buildings, zinc die casting	1	1	042.3105.001
	Screw set soft close	1	1	600.0000.566
	Soft close, top running, 10-60 kg (22 to 132 lbs.), plastic		1	042.3106.072

Subject to technical modifications. Metric specifications are exact. Inches are approximate.

Cover for assembly opening

	No.
Cover cap to assembly opening, 1-piece set	042.3114.071

Set consisting of:

		042.3114.071	No.
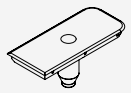	Cover cap assembly opening, plastic, gray	1	042.0172.001
	Screw set soft close	1	600.0000.566

Bottom guide set for wall mounting

		No.
	Set bottom guide for wall mounting, with roller	057.3128.171

Accessories

		No.
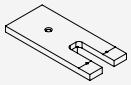	Routing jig for assembly opening	042.3118.071
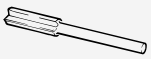	Groove cutter to routing jig, Ø= 10 mm (13/32"), hard metal	600.0000.309
	Track cleaner, plastic, blue	057.3099.071

Calculations of panels

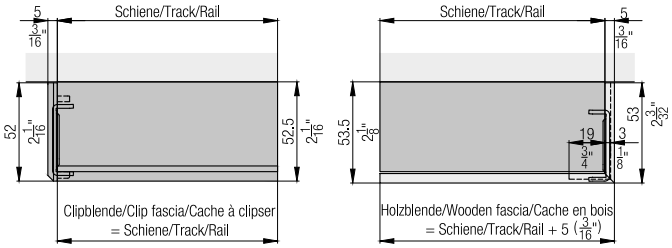

Wall mounting bottom guide

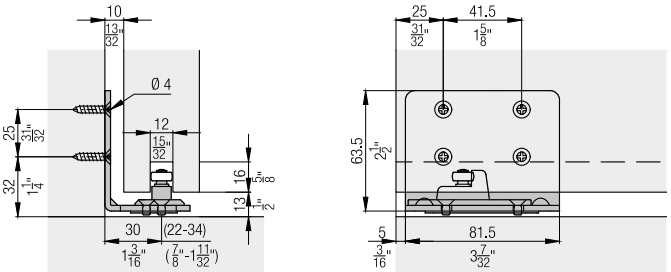

Soft close

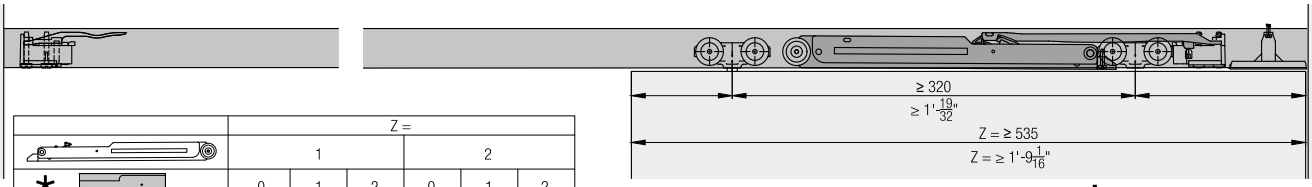

	Z =					
	1			2		
*	0	1	2	0	1	2
Hawa Porta 60/100 H/HC	1' 6 29/32"	1' 9 1/16"	1' 11 1/4"	2' 4 3/4"	2' 6 29/32"	2' 9 3/32"
Hawa Porta 60/100 HM/HMD/HMT	1' 6 29/32"	1' 9 1/16"	1' 11 1/4"	2' 4 3/4"	2' 6 29/32"	2' 9 3/32"
Hawa Porta 100 G/GU/GM	1' 6 29/32"	1' 9 1/16"	1' 11 1/4"	2' 4 3/4"	2' 6 29/32"	2' 9 3/32"
Hawa Porta 100 GW/GWF	1' 8 5/32"	1' 9 11/32"	1' 11 1/4"	2' 6"	2' 6 29/32"	2' 7 3/16"
Hawa Porta 100 GMD	1' 7 7/32"	1' 9 7/32"	1' 11 1/4"	2' 5 1/16"	2' 7 1/16"	2' 7 3/16"
Hawa Divido 100 H/HM/GR	1' 6 29/32"	1' 9 1/16"	1' 11 1/4"	2' 4 3/4"	2' 6 29/32"	2' 9 3/32"
Hawa Divido 100 GRM	1' 8 5/32"	1' 10 11/32"	1' 0 1/2"	2' 6"	2' 8 5/32"	2' 10 11/32"

	Z =					
	1			2		
*	0	1	2	0	1	2
Hawa Porta 60/100 H/HC	480	535	590	730	785	840
Hawa Porta 60/100 HM/HMD/HMT	480	535	590	730	785	840
Hawa Porta 100 G/GU/GM	480	535	590	730	785	840
Hawa Porta 100 GW/GWF	512	542	590	762	792	840
Hawa Porta 100 GMD	488	539	590	738	789	840
Hawa Divido 100 H/HM/GR	480	535	590	730	785	840
Hawa Divido 100 GRM	512	567	622	762	817	872

* Montageöffnung
assembly opening
ouverture de montage

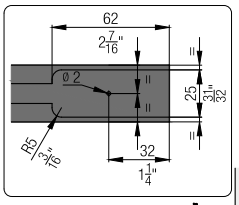



Beidseitig gedämpfte Ausführungen ohne stirnseitigen Zugang erfordern zwei Montageöffnungen.
Versions with soft closing mechanism at both sides without access from the leading edge require two assembly openings.
Les versions avec amortissement bilatéral sans accès frontal exigent deux ouvertures de montage.

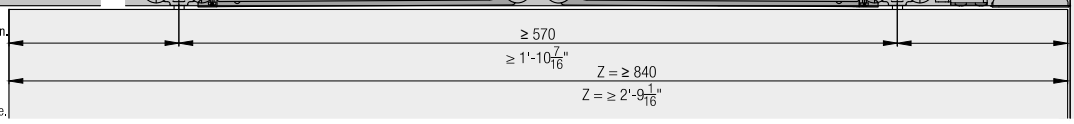

Soft close

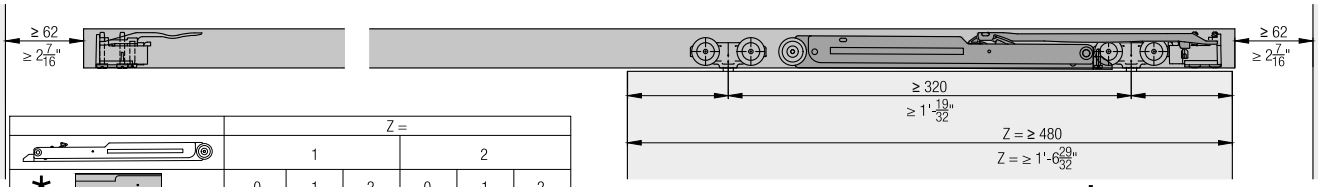

	Z =					
	1			2		
*	0	1	2	0	1	2
Hawa Porta 60/100 H/HC	1' 6 29/32"	1' 9 1/16"	1' 11 1/4"	2' 4 3/4"	2' 6 29/32"	2' 9 3/32"
Hawa Porta 60/100 HM/HMD/HMT	1' 6 29/32"	1' 9 1/16"	1' 11 1/4"	2' 4 3/4"	2' 6 29/32"	2' 9 3/32"
Hawa Porta 100 G/GU/GM	1' 6 29/32"	1' 9 1/16"	1' 11 1/4"	2' 4 3/4"	2' 6 29/32"	2' 9 3/32"
Hawa Porta 100 GW/GWF	1' 8 5/32"	1' 9 11/32"	1' 11 1/4"	2' 6"	2' 6 29/32"	2' 7 3/16"
Hawa Porta 100 GMD	1' 7 7/32"	1' 9 7/32"	1' 11 1/4"	2' 5 1/16"	2' 7 1/16"	2' 7 3/16"
Hawa Divido 100 H/HM/GR	1' 6 29/32"	1' 9 1/16"	1' 11 1/4"	2' 4 3/4"	2' 6 29/32"	2' 9 3/32"
Hawa Divido 100 GRM	1' 8 5/32"	1' 10 11/32"	1' 0 1/2"	2' 6"	2' 8 5/32"	2' 10 11/32"

	Z =					
	1			2		
*	0	1	2	0	1	2
Hawa Porta 60/100 H/HC	480	535	590	730	785	840
Hawa Porta 60/100 HM/HMD/HMT	480	535	590	730	785	840
Hawa Porta 100 G/GU/GM	480	535	590	730	785	840
Hawa Porta 100 GW/GWF	512	542	590	762	792	840
Hawa Porta 100 GMD	488	539	590	738	789	840
Hawa Divido 100 H/HM/GR	480	535	590	730	785	840
Hawa Divido 100 GRM	512	567	622	762	817	872

* Montageöffnung
assembly opening
ouverture de montage

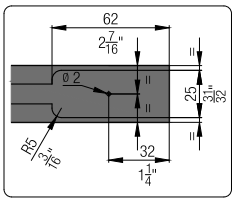

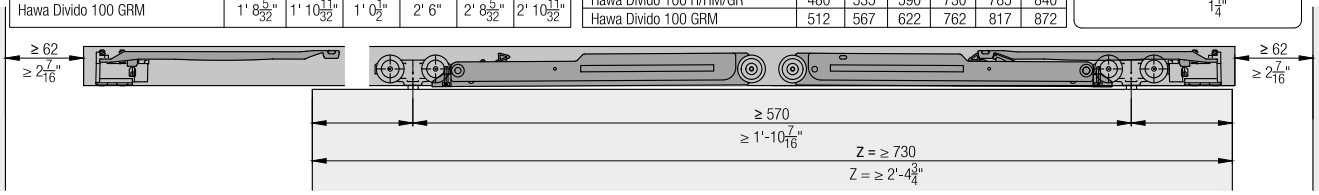

Accessories
- Lock solutions from page 479
- General accessories from page 487

Planning/execution
Further information about the product can be found on www.hawa.com.

Subject to technical modifications. Metric specifications are exact. Inches are approximate.

Fitting for top-running wooden doors up to 100 kg (220 lbs.), with surface mounted running track. Sound attenuation. Wall mounting. Minimal installation height.

Product highlights

Comfort — Outstanding living comfort thanks to effective exclusion of sound, drafts, odors and unwanted light incidence

Flexibility — Aluminium panel or customer-provided wooden panelling integrated in the system

Productivity — Tool-less door mounting

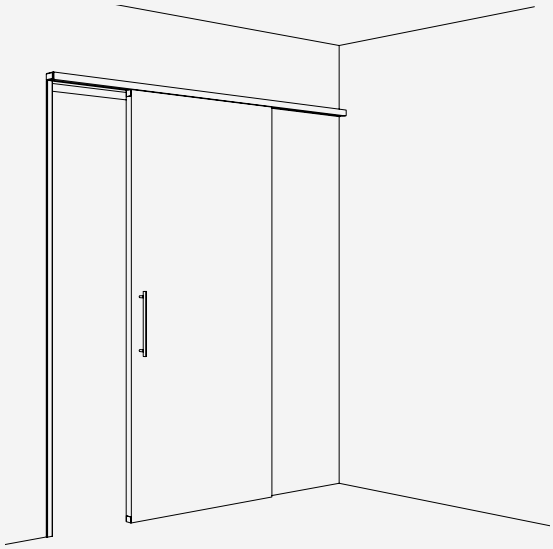

Technical specifications

Max.	100 kg (220 lbs.)
Max.	2500 mm (8' 2 7/16'')
	750–1250 mm (2' 5 17/32'' to 4' 1 7/32'') Inside clearance (LMB)
	39–45 mm (1 17/32'' to 1 25/32'')

Installation examples

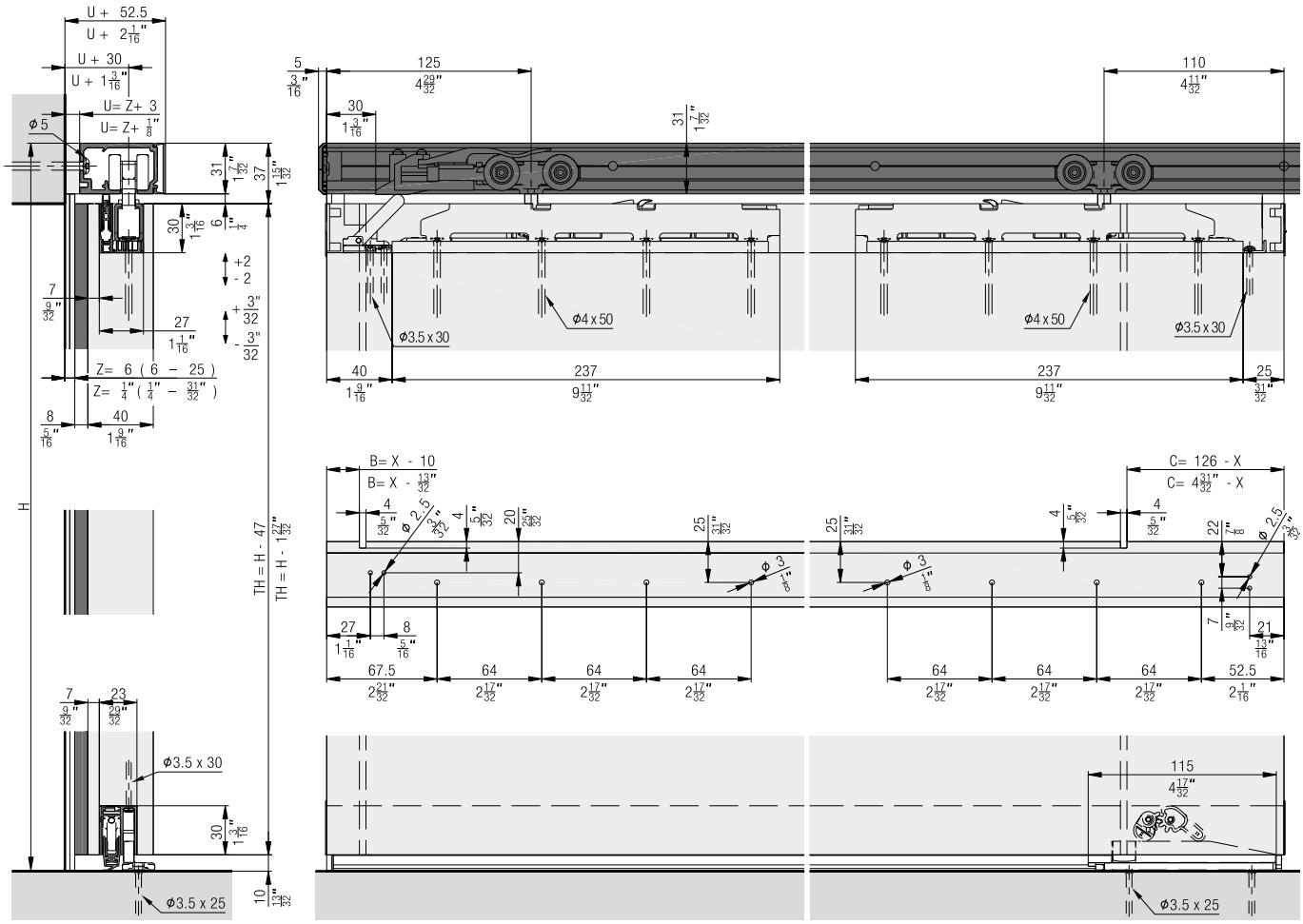

Set for 1 wooden door up to 100 kg (220 lbs.)

	No.
Hawa Porta 100 HMD/HMT Pocket Acoustics, for 1 door	30430

Set consisting of:

		30430	No.
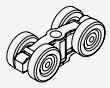	Running gear, ball bearing, rollers, plastic, white	2	057.3114.071
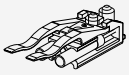	SoftStop Hawa Porta Acoustics, with retention spring, plastic, gray	1	30472
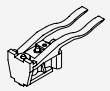	Stopper, with retention spring, plastic, gray	1	057.3073.072
	Adapter for running gear, for SoftStop, plastic, gray	1	30218
	Pan head screw, M3x8 mm (1/8"x5/16")	1	30359
	Hexagon head screw, M8x36 mm (5/16"x1 13/32"), steel, zinc-plated	1	042.0165.101
	Head cap screw, M8x35 mm (5/16"x1 3/8"), steel, zinc-plated	1	042.0175.001
	Cover cap, plastic, grey	1	600.0000.533
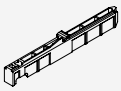	Running gear holder, plastic, anthracite	2	042.0174.001
	Housing, steel, zinc-plated	2	042.0166.102
	Spacer, housing plastic anthracite	2	30361
	Cover cap set, plastic, plastic, anthracite, 4-piece set	1	30484
	Flat countersunk head chipboard screw, 4x50 mm (5/32"x1 31/32", steel, zinc-plated	8	30463

Running tracks

		mm (inch)	No.
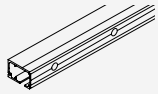	Running track, aluminum, anodized, pre-drilled	2,500 (8' 2 7/16'')	057.3112.250
		3,500 (11' 5 25/32'')	057.3112.350
		6,000 (19' 8 7/32'')	057.3112.600
		cut to size	057.3112.990
	Disposable cover to running track Hawa Divido 100 / Hawa Porta 45/60/100, plastic, black	2,000 (6' 6 3/4 '')	057.3098.001
		cut to size	057.3098.990

Components for running tracks

		No.
	Track cleaner, plastic, blue	057.3099.071
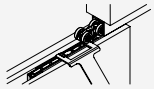	Key for dismounting, steel, zinc-plated	042.3119.101

Panels

		mm (inch)	No.
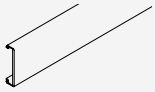	Clip-on panel, wall mounting, aluminum, anodized	2,500 (8' 2 7/16'')	057.3113.250
		3,500 (11' 5 25/32'')	057.3113.350
		6,000 (19' 8 7/32'')	057.3113.600
		cut to size	057.3113.990

Panel end component set, 95 mm (3 3/4''), plastic, wall mounting

	No.
Panel end component set, with fixation clip, plastic, anthracite	30485

Set consisting of:

		30485	No.
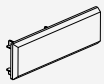	Panel end component, 95 mm (3 3/4"), plastic, anthracite, can be shortened	2	30133
	Fixation clip for wooden and aluminum panel, steel, zinc-plated	2	057.3126.101

Subject to technical modifications. Metric specifications are exact. Inches are approximate.

Sets left type (horizontal seal set)

		No.
	Seal, Hawa Acoustics XS, left	30437
	Seal, Hawa Acoustics S, left	30439
	Seal, Hawa Acoustics M, left	30441
	Seal, Hawa Acoustics L, left	30443
	Seal, Hawa Acoustics XL, left	30445

Sets right type (horizontal seal set)

		No.
	Seal, Hawa Acoustics XS, right	30436
	Seal, Hawa Acoustics S, right	30438
	Seal, Hawa Acoustics M, right	30440
	Seal, Hawa Acoustics L, right	30442
	Seal, Hawa Acoustics XL, right	30444

Vertical seal for seal set, left, right set type

		No.
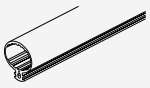	Seal vertical, Hawa Acoustics, 7700 mm (25' 3 5/32''), Silicone, black	30300

Hawa Acoustics horizontal seal set consisting of:

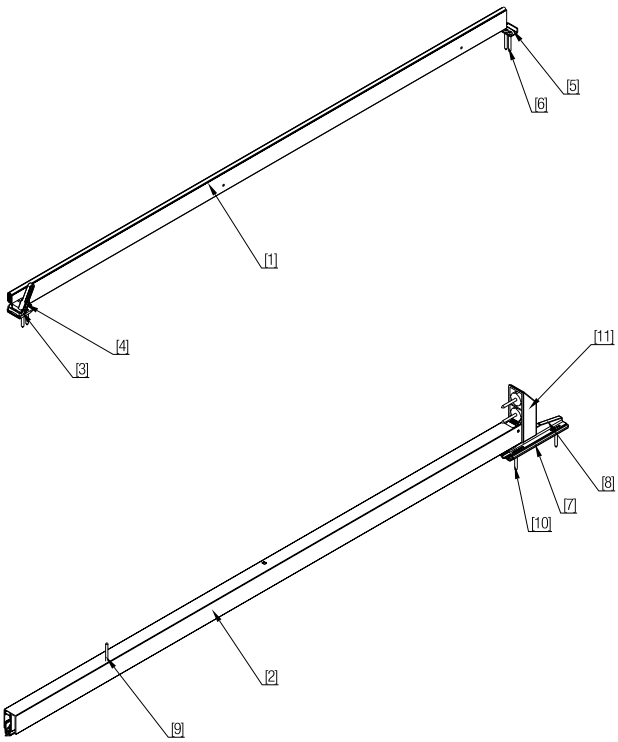

Position Position Position	**Bezeichnung** Désignation Designation	**Anzahl** Numéro Number	**Typ** Type Type			
1	**Hubdichtung** Joint de course Stroke seal	1	**Links/Rechts** Gauche/Droite Left/Right			
			XS	30454		
			S	30385		
			M	30455		
			L	30456		
			XL	30457		
2	**Senkdichtung** Joint vertical Vertikal seal	1	**Links** Gauche Left		**Rechts** Droite Right	
			XS	30446	XS	30447
			S	30387	S	30383
			M	30448	M	30449
			L	30450	L	30451
			XL	30452	XL	30453
3, 4, 5, 6	**Kleinteileset oben** Plateau pour petites pièces Small parts set top	1	**Links** Gauche Left	30390	**Rechts** Droite Right	30392
7, 8, 9, 10	**Kleinteileset unten** Jeu de petites pièces ci-dessous Small parts set below	1	**Links** Gauche Left	30416	**Rechts** Droite Right	30417
11	**Pocketadapter** Adaptateur de poche Pocket adapter	1	**Links/Rechts** Gauche/Droite Left/Right	30418		

Definition left, right / door width calculation

Left type (left hand lock)

Ganzöffnend
Ouverture complète
Fully opening

STB = LMB + X + 120
STB = LMB + X + $4\frac{23}{32}$"

X = Zargenmass 30 - 60
X = Dimension du cadre 30 - 60
X = Frame dimension $1\frac{3}{16}$" - $2\frac{3}{8}$"

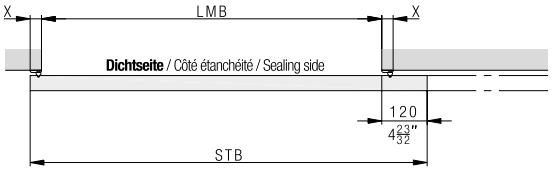

Teilöffnend
Ouverture partielle
Partially opening

STB = LMB + (2 * X) + 10
STB = LMB + (2 * X) + $\frac{13}{32}$"

X = Zargenmass 30 - 60
X = Dimension du cadre 30 - 60
X = Frame dimension $1\frac{3}{16}$" - $2\frac{3}{8}$"

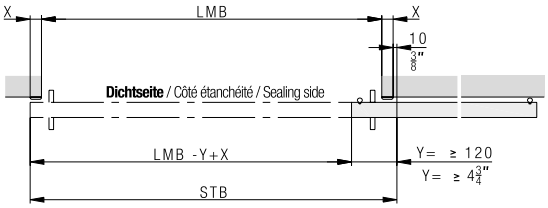

Right type (right hand lock)

Ganzöffnend
Ouverture complète
Fully opening

STB = LMB + X + 120
STB = LMB + X + $4\frac{23}{32}$"

X = Zargenmass 30 - 60
X = Dimension du cadre 30 - 60
X = Frame dimension $1\frac{3}{16}$" - $2\frac{3}{8}$"

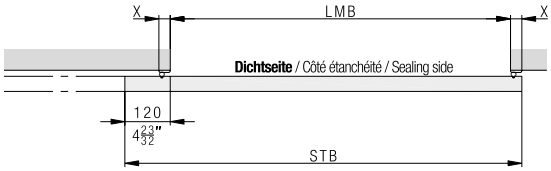

Teilöffnend
Ouverture partielle
Partially opening

STB = LMB + (2 * X) + 10
STB = LMB + (2 * X) + $\frac{13}{32}$"

X = Zargenmass 30 - 60
X = Dimension du cadre 30 - 60
X = Frame dimension $1\frac{3}{16}$" - $2\frac{3}{8}$"

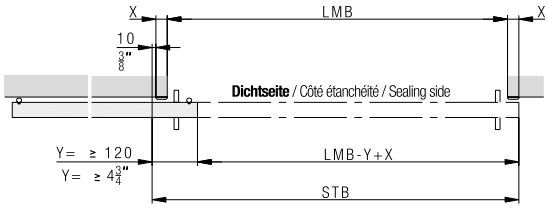

Acoustics set determination

Ganzöffnend
Ouverture complète
Fully opening

	LMB			
X	$1\frac{3}{16}$"	$1\frac{9}{16}$"	$1\frac{31}{32}$"	$2\frac{3}{8}$"
Hawa Acoustics XS	2' 5 $\frac{17}{32}$" - 2' 6 $\frac{23}{32}$"	2' 5 $\frac{17}{32}$" - 2' 6 $\frac{5}{16}$"	2' 5 $\frac{17}{32}$" - 2' 5 $\frac{29}{32}$"	2' 5 $\frac{17}{32}$"
Hawa Acoustics S	2' 6 $\frac{23}{32}$" - 2'11 $\frac{7}{16}$"	2' 6 $\frac{5}{16}$" - 2'11 $\frac{1}{32}$"	2' 5 $\frac{29}{32}$" - 2'10 $\frac{21}{32}$"	2' 5 $\frac{17}{32}$" - 2'10 $\frac{1}{4}$"
Hawa Acoustics M	2'11 $\frac{7}{16}$" - 3' 4 $\frac{9}{16}$"	2'11 $\frac{1}{32}$" - 3' 4 $\frac{5}{32}$"	2'10 $\frac{21}{32}$" - 3' 3 $\frac{3}{4}$"	2'10 $\frac{1}{4}$" - 3' 3 $\frac{3}{8}$"
Hawa Acoustics L	3' 4 $\frac{9}{16}$" - 3' 9 $\frac{9}{32}$"	3' 4 $\frac{5}{32}$" - 3' 8 $\frac{7}{8}$"	3' 3 $\frac{3}{4}$" - 3' 8 $\frac{1}{2}$"	3' 3 $\frac{3}{8}$" - 3' 8 $\frac{3}{32}$"
Hawa Acoustics XL	3' 9 $\frac{9}{32}$" - 4' 1 $\frac{7}{32}$"	3' 8 $\frac{7}{8}$" - 4' 1 $\frac{7}{32}$"	3' 8 $\frac{15}{32}$" - 4' 1 $\frac{7}{32}$"	3' 8 $\frac{3}{32}$" - 4' 1 $\frac{7}{32}$"

Teilöffnend
Ouverture partielle
Partially opening

	LMB			
X	$1\frac{3}{16}$"	$1\frac{9}{16}$"	$1\frac{31}{32}$"	$2\frac{3}{8}$"
Hawa Acoustics XS	2' 5 $\frac{17}{32}$" - 2'10 $\frac{1}{4}$"	2' 5 $\frac{17}{32}$" - 2' 9 $\frac{15}{32}$"	2' 5 $\frac{17}{32}$" - 2' 8 $\frac{11}{16}$"	2' 5 $\frac{17}{32}$" - 2' 7 $\frac{7}{8}$"
Hawa Acoustics S	2'10 $\frac{1}{4}$" - 3' 2 $\frac{31}{32}$"	2' 9 $\frac{15}{32}$" - 3' 2 $\frac{3}{16}$"	2' 8 $\frac{11}{16}$" - 3' 1 $\frac{13}{32}$"	2' 7 $\frac{7}{8}$" - 3' $\frac{5}{8}$"
Hawa Acoustics M	3' 2 $\frac{31}{32}$" - 3' 8 $\frac{3}{32}$"	3' 2 $\frac{3}{16}$" - 3' 7 $\frac{5}{16}$"	3' 1 $\frac{13}{32}$" - 3' 6 $\frac{17}{32}$"	3' $\frac{5}{8}$" - 3' 5 $\frac{23}{32}$"
Hawa Acoustics L	3' 8 $\frac{3}{32}$" - 4' $\frac{13}{16}$"	3' 7 $\frac{5}{16}$" - 4' $\frac{1}{32}$"	3' 6 $\frac{17}{32}$" - 3'11 $\frac{1}{4}$"	3' 5 $\frac{23}{32}$" - 3'10 $\frac{15}{32}$"
Hawa Acoustics XL	4' $\frac{13}{16}$" - 4' 1 $\frac{7}{32}$"	4' $\frac{1}{32}$" - 4' 1 $\frac{7}{32}$"	3'11 $\frac{1}{4}$" - 4' 1 $\frac{7}{32}$"	3'10 $\frac{15}{32}$" - 4' 1 $\frac{7}{32}$"

Block frame / closed frame details

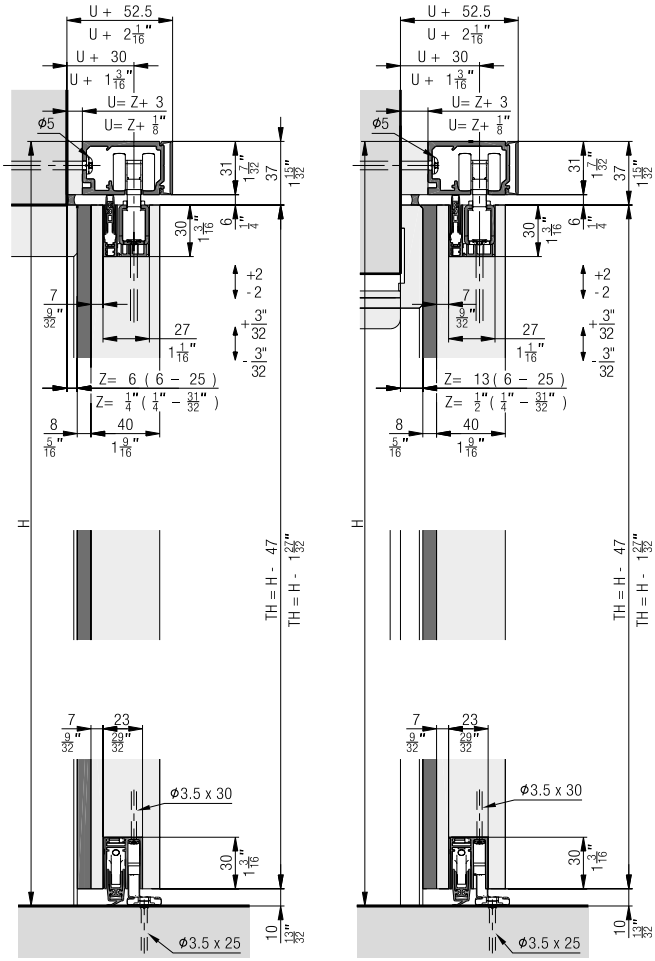

Subject to technical modifications. Metric specifications are exact. Inches are approximate.

Partially opening view

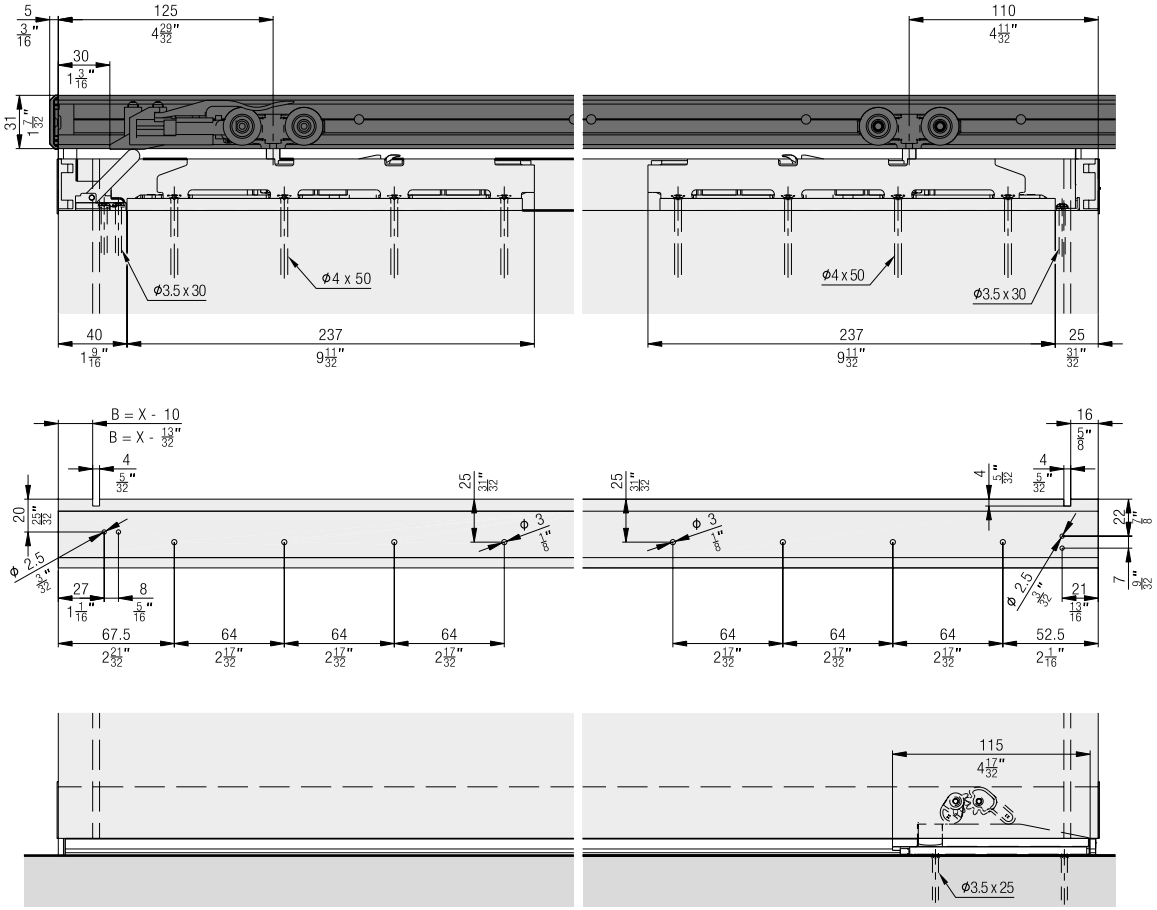

Bottom guide assembly detail

Ganzöffnend
Ouverture complète
Fully opening

Teilöffnend
Ouverture partielle
Partially opening

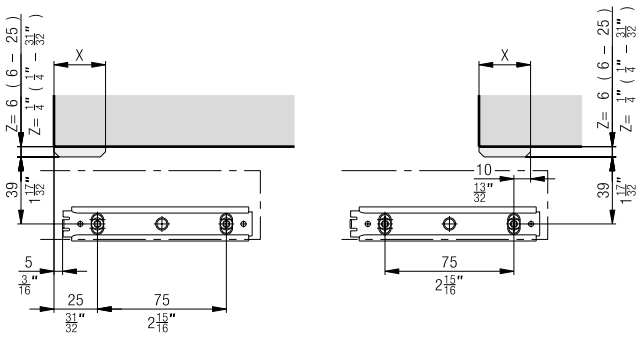

Calculations of panels

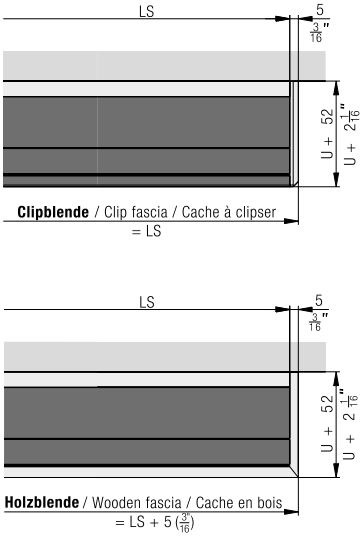

Room-to-room sound attenuation

All reference values have been measured on the basis of a practical design. The Rw sound attenuation values specify the expected sound attenuation between the two rooms which are influenced by the wall, the system and the choice of door leaf.

Reference values tested with a lightweight construction wall in accordance with James Hardy (type 1 H 31 / Rw 52 dB), size 2.5 x 2.45 m in accordance with DIN EN ISO 10140-2. Clearance 2.0 x 1.0 m. The sound attenuation relates to the entire structure and specifies which sound attenuation can be expected between the two rooms.

Example walls	System	Thickness of door leaf	Type of door leaf	Estimated sound attenuation effect
				Room to room
				Rw
Wall with minimum acoustic rating of Rw 52 dB	without Hawa Acoustics	39 mm	Single door leaf without sealing system	≈ 18 dB
Lightweight construction wall with metal stand 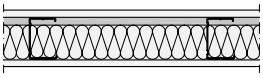	Hawa Porta 60 HMD Acoustics Hawa Porta 100 HMD Acoustics		Single door leaf, approx. 19 kg/m² acoustic rating of Rw 29 dB	≈ 31 dB
			Chipboard, approx. 25 kg/m² No defined acoustic rating	≈ 30 dB
			Door leaf with medium sound attenuation level approx. 25 kg/m², acoustic rating of Rw 39 dB	≈ 34 dB
Lightweight construction wall with wooden stand 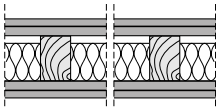	Hawa Junior 100 B Acoustics Hawa Porta 60 HMD Acoustics Hawa Porta 100 HMD Acoustics	44 mm	Single door leaf, approx. 20 kg/m² acoustic rating of Rw 29 dB	≈ 30 dB
			Door leaf with medium sound attenuation level approx. 28 kg/m², acoustic rating of Rw 40 dB	≈ 34 dB
	Hawa Junior 100 B Acoustics	50 mm	Door leaf with high sound attenuation level approx. 33 kg/m², acoustic rating of Rw 42 dB	≈ 35 dB
Solid wall 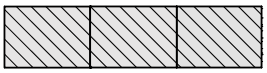	without Hawa Acoustics	39 mm	Single door leaf without sealing system	≈ 20 dB
	Hawa Porta 60 HMT Pocket Acoustics Hawa Porta 100 HMT Pocket Acoustics		Single door leaf, approx. 19 kg/m², acoustic rating of Rw 29 dB	≈ 31 dB
			Door leaf with medium sound attenuation level approx. 25 kg/m², acoustic rating of Rw 39 dB	≈ 37 dB
Acoustic ratings for wall construction according to manufacturer. The acoustic values may vary if installed in different wall types.	Hawa Junior 100 B Pocket Acoustics Hawa Porta 60 HMT Pocket Acoustics Hawa Porta 100 HMT Pocket Acoustics	44 mm	Single door leaf, approx. 20 kg/m² acoustic rating of Rw 29 dB	≈ 32 dB
			Door leaf with medium sound attenuation level approx. 28 kg/m², acoustic rating of Rw 40 dB	≈ 39 dB
	Hawa Junior 100 B Pocket Acoustics	50 mm	Door leaf with high sound attenuation level approx. 33 kg/m², acoustic rating of Rw 42 dB	≈ 41 dB

Planning/execution
Further information about the product can be found on www.hawa.com.

Subject to technical modifications. Metric specifications are exact. Inches are approximate.

Fitting for top-running wooden doors up to 100 kg (220 lbs.), with surface mounted running track or running track flush with the ceiling. Optionally with soft and self closing mechanism. Ceiling mounting. Wall pocket solution.

Product highlights

Flexibility Ceiling-integrated or surface-mounted pocket solutions possible

Productivity Door can be installed in pocket after construction is complete



Technical specifications

Max.	100 kg (220 lbs.)
Max.	2700 mm (8'10 5/16'')
Max.	1600 mm (5'3'')
	30–80 mm (1 3/16'' to 3 5/32'')

Installation examples

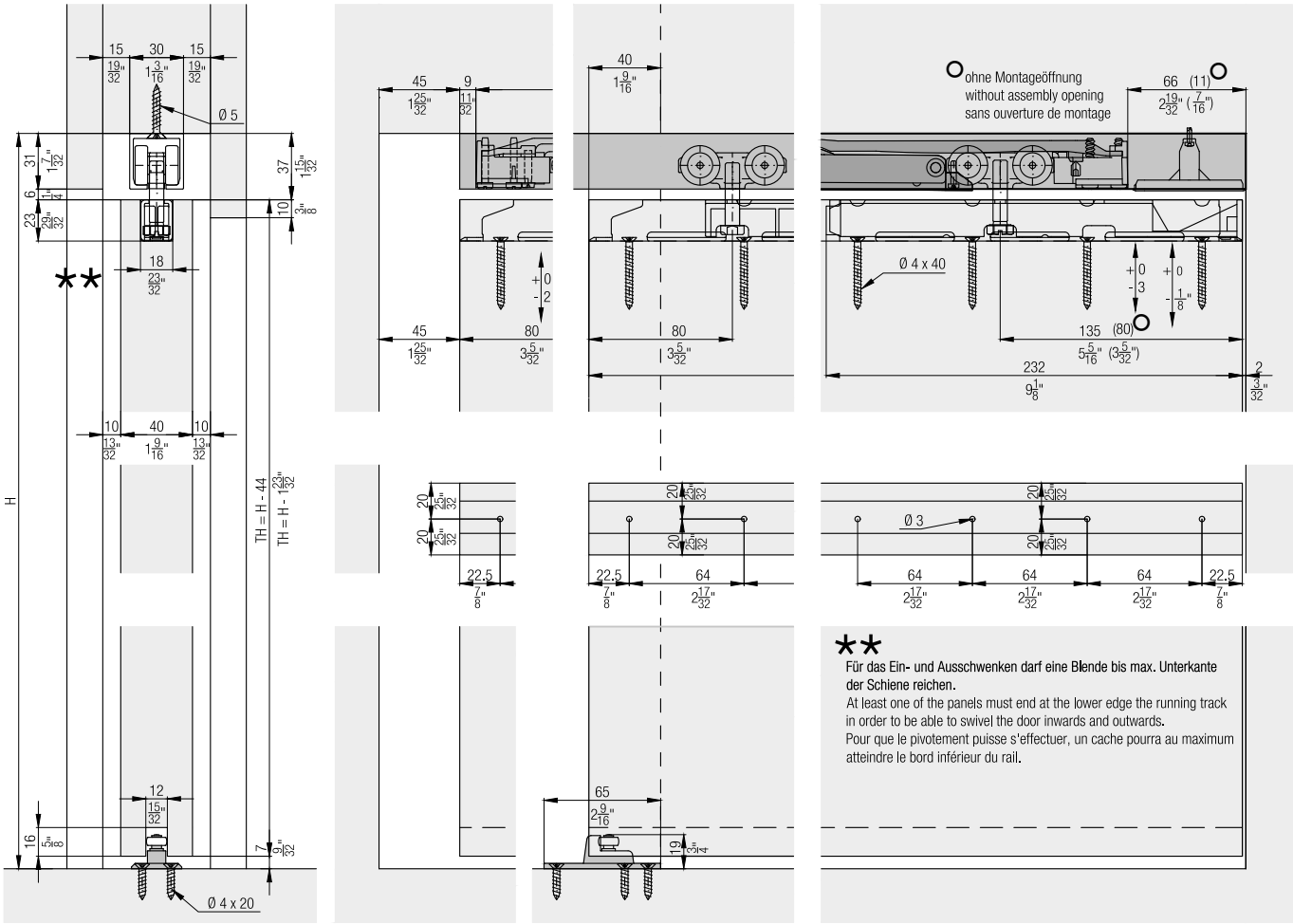

Set for ceiling mounting, for 1 wooden door up to 100 kg (220 lbs.)

	No.
Hawa Porta 100 HMT Pocket, minimal installation height, for 1 door	057.3133.073

Set consisting of:

		057.3133.073	No.
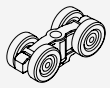	Running gear, ball bearing, rollers plastic white	2	057.3114.071
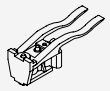	Stopper, with retention spring, plastic, gray	2	057.3073.072
	Hexagon head screw, M8x36 mm (5/16"x1 13/32"), steel, zinc-plated	1	042.0165.101
	Head cap screw, M8x35 mm (5/16"x1 3/8"), steel, zinc-plated	1	042.0175.001
	Cover cap, plastic, grey	1	600.0000.533
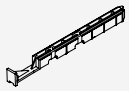	Running gear holder, plastic, anthracite	1	042.0167.001
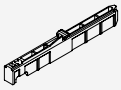	Running gear holder, plastic, anthracite	1	042.0174.001
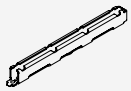	Housing, steel, zinc-plated	1	042.0166.101
	Housing, steel, zinc-plated	1	042.0166.102
	Countersunk head screw, 4x40 mm (5/32"x1 9/16"), steel, zinc-plated	8	766.5040.140
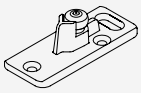	Bottom guide, with roller, adjustable, plastic, anthracite	1	057.3120.071
	Countersunk head screw, 4x20 mm (5/32"x25/32"), steel, zinc-plated	4	766.5042.120

Set for ceiling mounting, for 1 wooden door up to 100 kg (220 lbs.)

	No.
Hawa Porta 100 HMT Pocket, with Push-to-open, with running track, 2000 mm (6' 6 3/4''), aluminum, anodized, for 1 door	057.3181.072

Set consisting of:

		mm (inch)	057.3181.072	No.
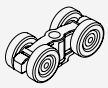	Running gear, ball bearing, rollers plastic white		2	057.3114.071
	Stopper, without retention spring, plastic, gray		2	057.3073.071
	Soft close, top running, 61–100 kg (133 to 220 lbs.), plastic		1	042.3106.071
	Trigger for soft close in buildings, zinc die casting		1	042.3105.001
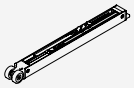	Push-to-open Hawa Porta 100, 40–100 kg, with self-closing		1	057.3177.071
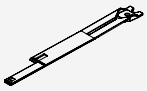	Release piece for Push-to-open, zinc die casting		1	057.3176.001
	Screw set soft close		2	600.0000.566
	Hexagon head screw, M8x36 mm (5/16"x1 13/32"), steel, zinc-plated		1	042.0165.101
	Head cap screw, M8x35 mm (5/16"x1 3/8"), steel, zinc-plated		1	042.0175.001
	Cover cap, plastic, grey		1	600.0000.533
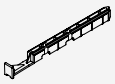	Running gear holder, plastic, anthracite		1	042.0167.001
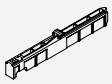	Running gear holder, plastic, anthracite		1	042.0174.001
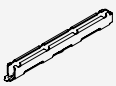	Housing, steel, zinc-plated		1	042.0166.101
	Housing, steel, zinc-plated		1	042.0166.102
	Countersunk head screw, 4x40 mm (5/32"x1 9/16"), steel, zinc-plated		8	766.5040.140

Continued table on next page

Subject to technical modifications. Metric specifications are exact. Inches are approximate.

Table continued from previous page

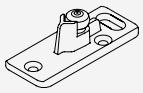	Bottom guide, with roller, adjustable, plastic, anthracite		1	057.3120.071
	Countersunk head screw, 4x20 mm (5/32"x25/32"), steel, zinc-plated		4	766.5042.120
	Running track, aluminum, anodized, pre-drilled	2,000 (6' 6 3/4 '')	1	057.3174.200
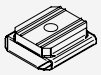	Assembly pin, plastic, gray		9	057.0201.001
	Countersunk head screw, 5x40 mm (3/16"x1 9/16"), steel, zinc-plated		10	766.3054.140

Running tracks

		mm (inch)	No.
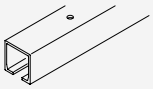	Running track, aluminum, pre-drilled	1,700 (5' 6 15/16'')	057.3016.170
		2,000 (6' 6 3/4 '')	057.3016.200
		2,500 (8' 2 7/16'')	057.3016.250
		6,000 (19' 8 7/32'')	057.3016.600
		cut to size	057.3016.990
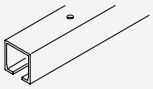	Running track, aluminum, anodized, pre-drilled	2,000 (6' 6 3/4 '')	057.3016.201
		2,500 (8' 2 7/16'')	057.3016.251
		6,000 (19' 8 7/32'')	057.3016.601
		cut to size	057.3016.991
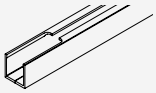	Running track, with assembly opening, aluminum, anodized, pre-drilled	2,500 (8' 2 7/16'')	057.3016.256
		cut to size	057.3016.998
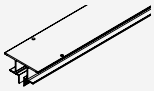	Running track, ceiling integration, aluminum, anodized, pre-drilled	2,500 (8' 2 7/16'')	27668
		3,500 (11' 5 25/32'')	27667
		6,000 (19' 8 7/32'')	30326
		cut to size	27669
	Disposable cover to running track Hawa Porta 45/60/100, plastic, black	2,000 (6' 6 3/4 '')	057.3098.001
		cut to size	057.3098.990

Assembly set

	No.
Assembly set Hawa Porta 60/100, 2000 mm (6' 6 3/4")	057.3179.200
Assembly set Hawa Porta 60/100, 2500 mm (8' 2 7/16'')	057.3179.250

Set consisting of:

		mm (inch)	057.3179.200	057.3179.250	No.
	Running track, aluminum, anodized, pre-drilled	2,000 (6' 6 3/4 '')	1		057.3174.200
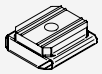	Assembly pin, plastic, gray		9	11	057.0201.001
	Countersunk head screw, 5x40 mm (3/16"x1 9/16"), steel, zinc-plated		10	12	766.3054.140
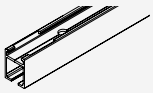	Running track, aluminum, anodized, pre-drilled	2,500 (8' 2 7/16'')		1	057.3174.250

Soft close
For soft closing in opening and closing direction order 2 sets.

	No.
Soft close Hawa Porta 100, Divido 100, 61–100 kg (133-220 lbs.), 1 piece	042.3102.071
Soft close Hawa Porta 60/100, Divido 100, 10–60 kg (22-132 lbs.), 1 piece	042.3102.072

Set consisting of:

		042.3102.071	042.3102.072	No.
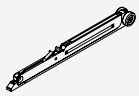	Soft close, top running, 61–100 kg (133 to 220 lbs.), plastic	1		042.3106.071
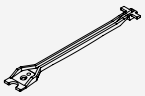	Trigger for soft close in buildings, zinc die casting	1	1	042.3105.001
	Screw set soft close	1	1	600.0000.566
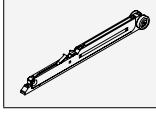	Soft close, top running, 10–60 kg (22 to 132 lbs.), plastic		1	042.3106.072

Push-to-open with self closing mechanism (must only be used with Hawa Porta 100)

	No.
Push-to-open Hawa Porta 100, 40–100 kg (88-220 lbs.), 1 piece	057.3178.071

Set consisting of:

		057.3178.071	No.
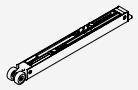	Push-to-open Hawa Porta 100, 40–100 kg (88–220 lbs.), with self-closing	1	057.3177.071
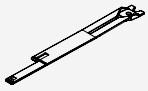	Release piece for Push-to-open, zinc die casting	1	057.3176.001
	Screw set soft close	1	600.0000.566

Cover for assembly opening

	No.
Cover cap to assembly opening, 1-piece set	042.3114.071

Set consisting of:

		042.3114.071	No.
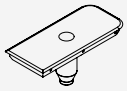	Cover cap assembly opening, plastic, gray	1	042.0172.001
	Screw set soft close	1	600.0000.566

Screw set

	No.
Screw set for ceiling integration, +15 mm (+19/32")	057.3180.071

Set consisting of:

		057.3180.071	No.
	Hexagon screw, M8x51 mm (5/16"x2"), steel, zinc-plated	2	042.0165.103
	Head cap screw, M8x50 mm (5/16"x1 31/32"), steel, zinc-plated	1	042.0175.002

Bottom guide set for wall mounting

		No.
	Set bottom guide for wall mounting, with roller	057.3128.171

Accessories

		No.
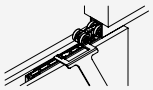	Key for dismounting, steel, zinc-plated	042.3119.101
	Spring loaded buffer Hawa Porta 60/100	27760
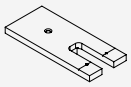	Routing jig for assembly opening	042.3118.071
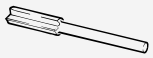	Groove cutter to routing jig, Ø= 10 mm (13/32"), hard metal	600.0000.309
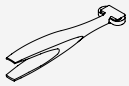	Track cleaner, plastic, blue	057.3099.071

Assembly set/track installation Pocket

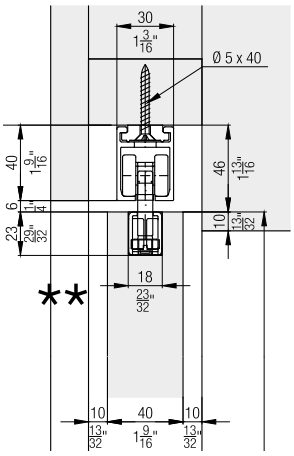

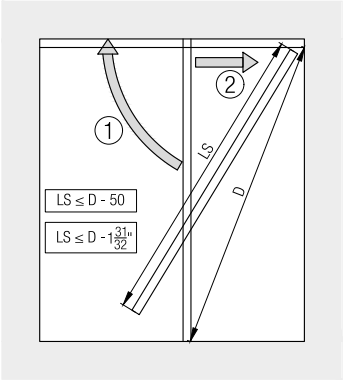

Wall mounting bottom guide

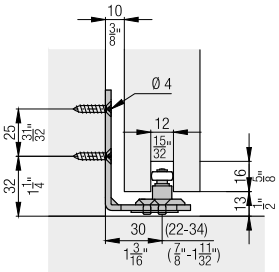

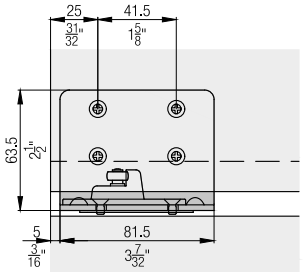

Subject to technical modifications. Metric specifications are exact. Inches are approximate.

Push-to-open with self closing mechanism

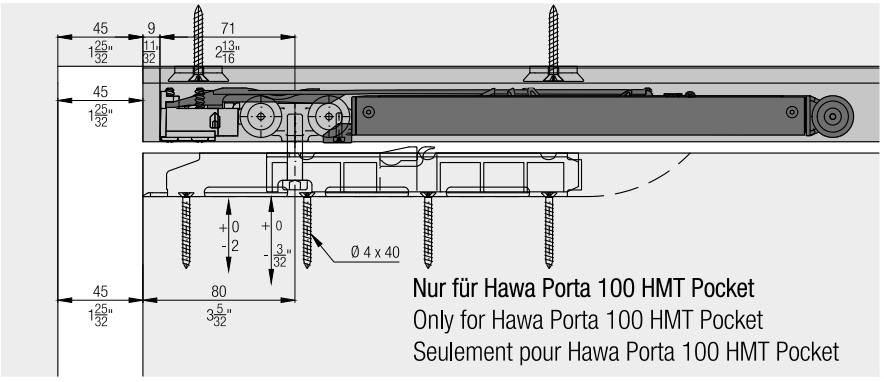

Türgewicht / door weight / poids de la porte 40-100 kg / 88-220 lbs.

Ceiling integration

Recommendation: For systems integrated into the ceiling, provide assembly openings or front access to the system.

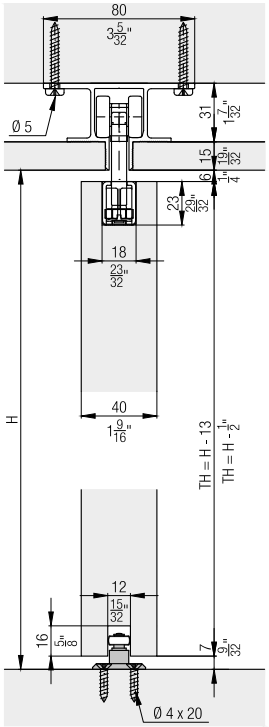

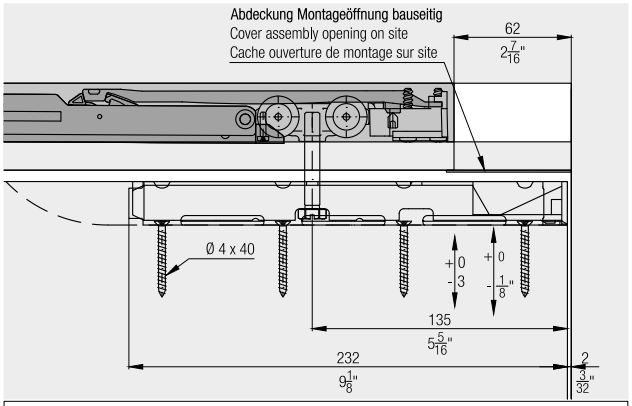

Hawa Porta 100 HMT Pocket: Für Montage und Demontage Push-to-open stirnseitigen Zugang gewährleisten
Hawa Porta 100 HMT Pocket: For mounting and dismounting of the Push-to-open ensure a frontal access
Hawa Porta 100 HMT Pocket: Pour le montage et le démontage du Push-to-open assurez un accès frontal

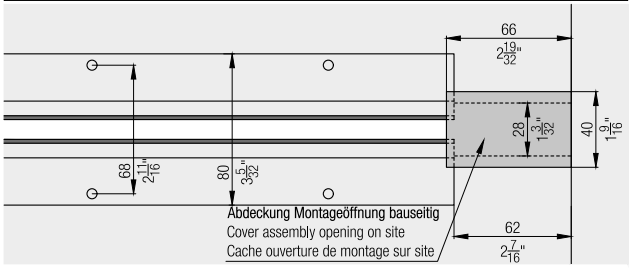

Spring stop

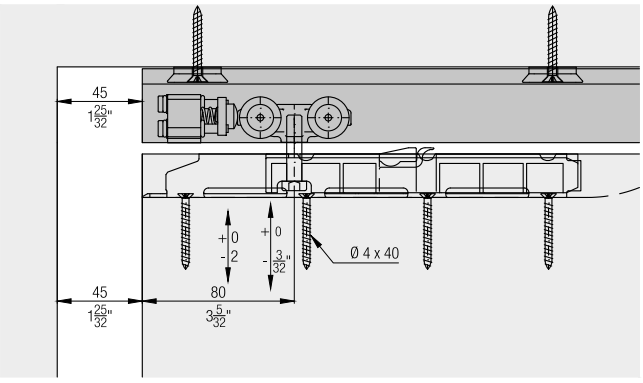

Calculations

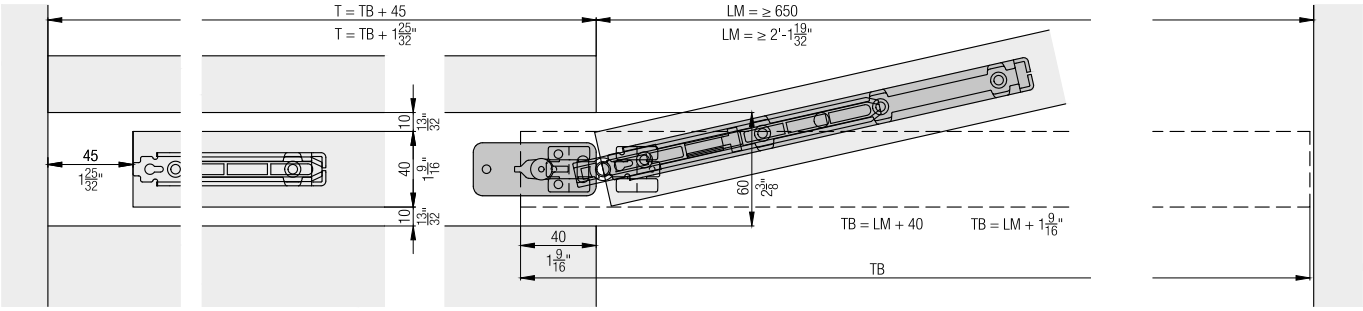

Subject to technical modifications. Metric specifications are exact. Inches are approximate.

Soft close

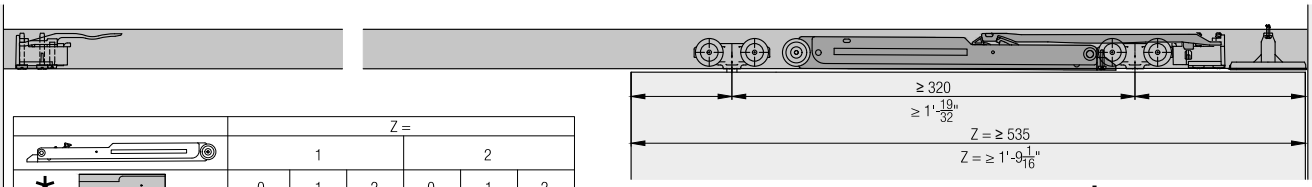

	Z =					
	1			2		
*	0	1	2	0	1	2
Hawa Porta 60/100 H/HC	1' 6 29/32"	1' 9 1/16"	1' 11 1/4"	2' 4 3/4"	2' 6 29/32"	2' 9 3/32"
Hawa Porta 60/100 HM/HMD/HMT	1' 6 29/32"	1' 9 1/16"	1' 11 1/4"	2' 4 3/4"	2' 6 29/32"	2' 9 3/32"
Hawa Porta 100 G/GU/GM	1' 6 29/32"	1' 9 1/16"	1' 11 1/4"	2' 4 3/4"	2' 6 29/32"	2' 9 3/32"
Hawa Porta 100 GW/GWF	1' 8 5/32"	1' 9 11/32"	1' 11 1/4"	2' 6"	2' 6 29/32"	2' 7 3/16"
Hawa Porta 100 GMD	1' 7 7/32"	1' 9 7/32"	1' 11 1/4"	2' 5 1/16"	2' 7 1/16"	2' 7 3/16"
Hawa Divido 100 H/HM/GR	1' 6 29/32"	1' 9 1/16"	1' 11 1/4"	2' 4 3/4"	2' 6 29/32"	2' 9 3/32"
Hawa Divido 100 GRM	1' 8 5/32"	1' 10 11/32"	1' 0 1/2"	2' 6"	2' 8 5/32"	2' 10 11/32"

	Z =					
	1			2		
*	0	1	2	0	1	2
Hawa Porta 60/100 H/HC	480	535	590	730	785	840
Hawa Porta 60/100 HM/HMD/HMT	480	535	590	730	785	840
Hawa Porta 100 G/GU/GM	480	535	590	730	785	840
Hawa Porta 100 GW/GWF	512	542	590	762	792	840
Hawa Porta 100 GMD	488	539	590	738	789	840
Hawa Divido 100 H/HM/GR	480	535	590	730	785	840
Hawa Divido 100 GRM	512	567	622	762	817	872

* Montageöffnung
assembly opening
ouverture de montage

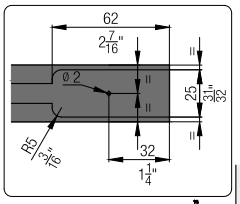

Beidseitig gedämpfte Ausführungen ohne stirnseitigen Zugang erfordern zwei Montageöffnungen.
Versions with soft closing mechanism at both sides without access from the leading edge require two assembly openings.
Les versions avec amortissement bilatéral sans accès frontal exigent deux ouvertures de montage.

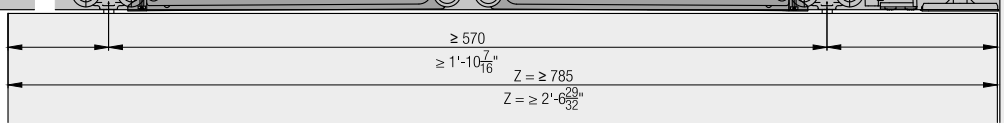

Push-to-open soft closing mechanism

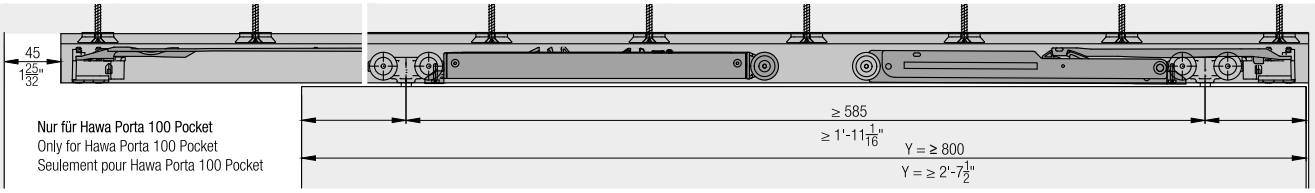

Nur für Hawa Porta 100 Pocket
Only for Hawa Porta 100 Pocket
Seulement pour Hawa Porta 100 Pocket

Türgewicht / door weight / poids de la porte 40-100 kg / 88-220 lbs.

	Y =	
	0	1
	1	
Hawa Porta 100 Pocket	1' 7 1/2"	2' 5 11/32"

	Y =	
	0	1
	1	
Hawa Porta 100 Pocket	495	800

Empfehlung: Hawa Montageset verwenden
Recommendation: Use the Hawa Assembly set
Recommendation: Utilisez le kit de montage Hawa

Ohne Montageset: Für Montage und Demontage Push-to-open stirnseitigen Zugang gewährleisten
Without asembly set: For mounting and dismounting of the Push-to-open ensure a frontal access
Sans kit de montage: Pour le montage et le démontage du Push-to-open assurez un accès frontal

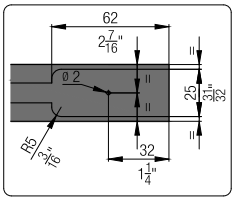

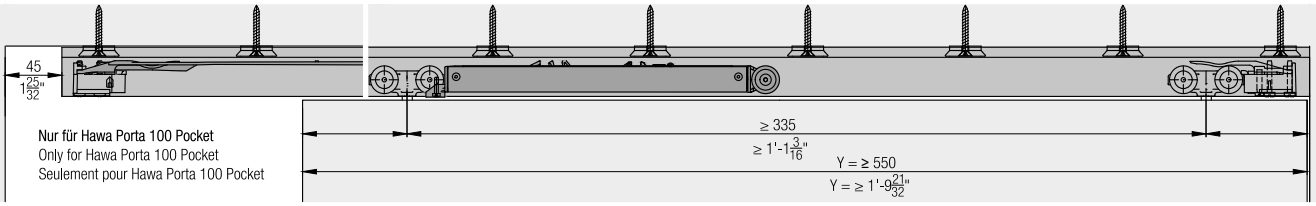

Nur für Hawa Porta 100 Pocket
Only for Hawa Porta 100 Pocket
Seulement pour Hawa Porta 100 Pocket

Accessories
- Lock solutions from page 479
- General accessories from page 487

Planning/execution
Further information about the product can be found on www.hawa.com.

Fitting for top-running wooden doors up to 100 kg (220 lbs.), with surface mounted running track or running track flush with the ceiling. Sound attenuation. Ceiling mounting. Wall pocket solution.

Product highlights

Comfort — Outstanding living comfort thanks to effective exclusion of sound, drafts, odors and unwanted light incidence

Flexibility — Ceiling-integrated or surface-mounted pocket solutions possible

Productivity — Door can be installed in pocket after construction is complete



Technical specifications

Max.	100 kg (220 lbs.)
Max.	2500 mm (8' 2 7/16'')
	750–1250 mm (2' 5 17/32'' to 4' 1 7/32'') Inside clearance (LMB)
	39–45 mm (1 17/32'' to 1 25/32'')

Installation examples

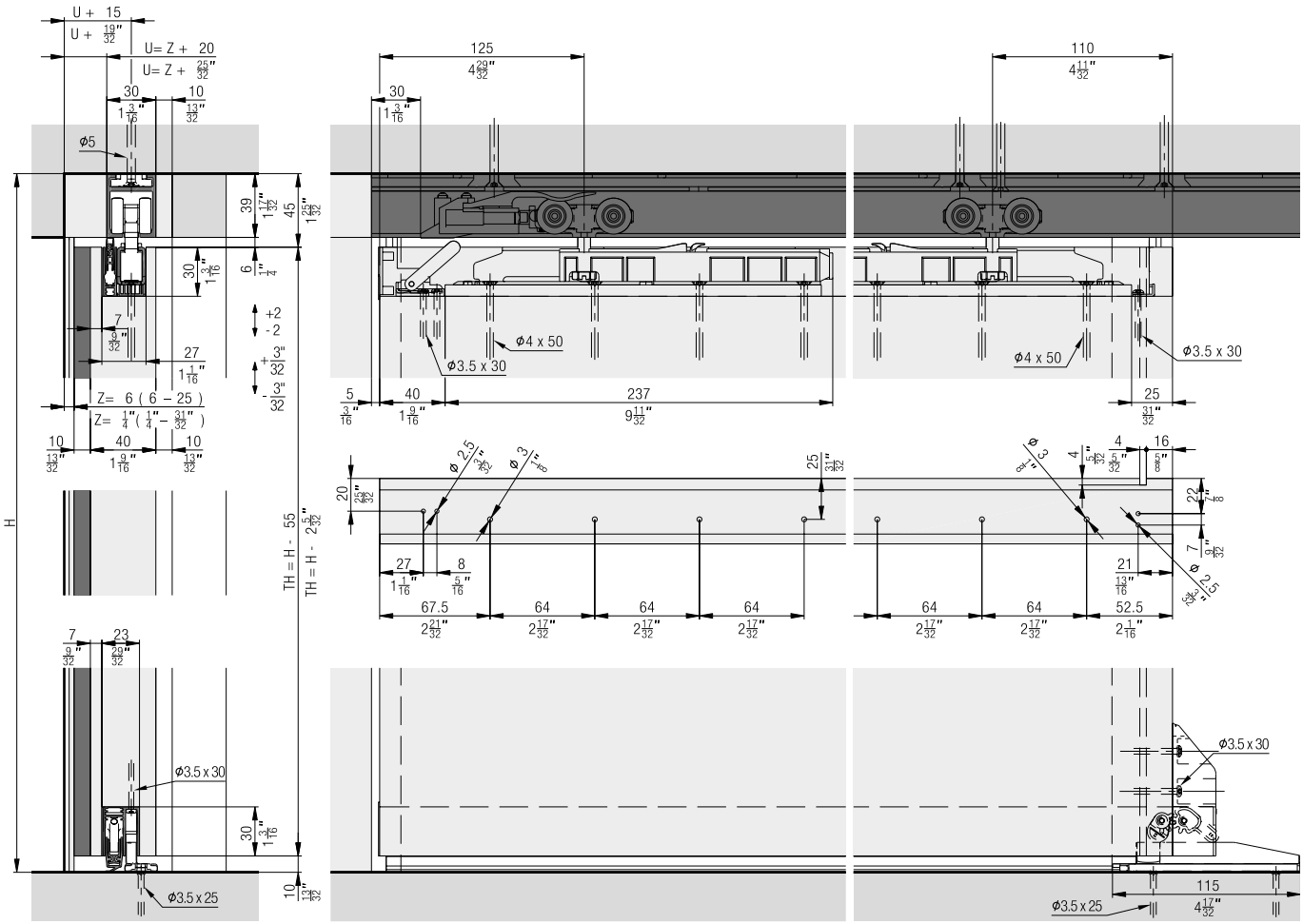

Subject to technical modifications. Metric specifications are exact. Inches are approximate.

Set for 1 wooden door up to 100 kg (220 lbs.)

	No.
Hawa Porta 100 HMD/HMT Pocket Acoustics, for 1 door	30430

Set consisting of:

		30430	No.
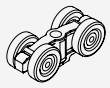	Running gear, ball bearing, rollers, plastic, white	2	057.3114.071
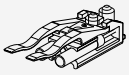	SoftStop Hawa Porta Acoustics, with retention spring, plastic, gray	1	30472
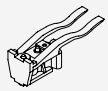	Stopper, with retention spring, plastic, gray	1	057.3073.072
	Adapter for running gear, for SoftStop, plastic, gray	1	30218
	Pan head screw, M3x8 mm (1/8"x5/16")	1	30359
	Hexagon head screw, M8x36 mm (5/16"x1 13/32"), steel, zinc-plated	1	042.0165.101
	Head cap screw, M8x35 mm (5/16"x1 3/8"), steel, zinc-plated	1	042.0175.001
	Cover cap, plastic, grey	1	600.0000.533
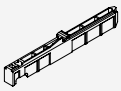	Running gear holder, plastic, anthracite	2	042.0174.001
	Housing, steel, zinc-plated	2	042.0166.102
	Spacer, housing plastic anthracite	2	30361
	Cover cap set, plastic, plastic, anthracite, 4-piece set	1	30484
	Flat countersunk head chipboard screw, 4x50 mm (5/32"x1 31/32", steel, zinc-plated	8	30463

Accessories for set

		No.
	Spring loaded buffer Hawa Porta 60/100	27760

Running tracks

		mm (inch)	No.
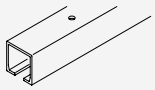	Running track, aluminum, pre-drilled	1,700 (5' 6 15/16'')	057.3016.170
		2,000 (6' 6 3/4 '')	057.3016.200
		2,500 (8' 2 7/16'')	057.3016.250
		6,000 (19' 8 7/32'')	057.3016.600
		cut to size	057.3016.990
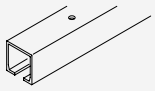	Running track, aluminum, anodized, pre-drilled	2,000 (6' 6 3/4 '')	057.3016.201
		2,500 (8' 2 7/16'')	057.3016.251
		6,000 (19' 8 7/32'')	057.3016.601
		cut to size	057.3016.991
	Disposable cover to running track Hawa Divido 100 / Hawa Porta 45/60/100, plastic, black	2,000 (6' 6 3/4 '')	057.3098.001
		cut to size	057.3098.990

Components for running tracks

		No.
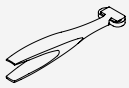	Track cleaner, plastic, blue	057.3099.071
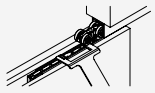	Key for dismounting, steel, zinc-plated	042.3119.101

Assembly set

	No.
Assembly set Hawa Porta 60/100, 2000 mm (6' 6 3/4")	057.3179.200
Assembly set Hawa Porta 60/100, 2500 mm (8' 2 7/16'')	057.3179.250

Set consisting of:		mm (inch)	057.3179.200	057.3179.250	No.
	Running track, aluminum, anodized, pre-drilled	2,000 (6' 6 3/4 '')	1		057.3174.200
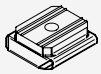	Assembly pin, plastic, gray		9	11	057.0201.001
	Countersunk head screw, 5x40 mm (3/16"x1 9/16"), steel, zinc-plated		10	12	766.3054.140
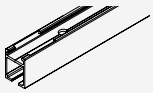	Running track, aluminum, anodized, pre-drilled	2,500 (8' 2 7/16'')		1	057.3174.250

Push-to-open with self closing mechanism (must only be used with Hawa Porta 100)

	No.
Push-to-open Hawa Porta 100, 40–100 kg (88 to 220 lbs.), 1 piece	057.3178.071

Set consisting of:		057.3178.071	No.
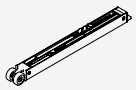	Push-to-open Hawa Porta 100, 40–100 kg (88 to 220 lbs.), with self-closing	1	057.3177.071
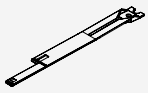	Release piece for Push-to-open, zinc die casting	1	057.3176.001
	Screw set soft close	1	600.0000.566

Subject to technical modifications. Metric specifications are exact. Inches are approximate.

Sets left type (horizontal seal set)

		No.
	Seal, Hawa Acoustics XS, left	30437
	Seal, Hawa Acoustics S, left	30439
	Seal, Hawa Acoustics M, left	30441
	Seal, Hawa Acoustics L, left	30443
	Seal, Hawa Acoustics XL, left	30445

Sets right type (horizontal seal set)

		No.
	Seal, Hawa Acoustics XS, right	30436
	Seal, Hawa Acoustics S, right	30438
	Seal, Hawa Acoustics M, right	30440
	Seal, Hawa Acoustics L, right	30442
	Seal, Hawa Acoustics XL, right	30444

Vertical seal for seal set, left, right set type

		No.
	Seal vertical, Hawa Acoustics, 7700 mm (25' 3 5/32''), Silicone, black	30300

Hawa Acoustics horizontal seal set consisting of:

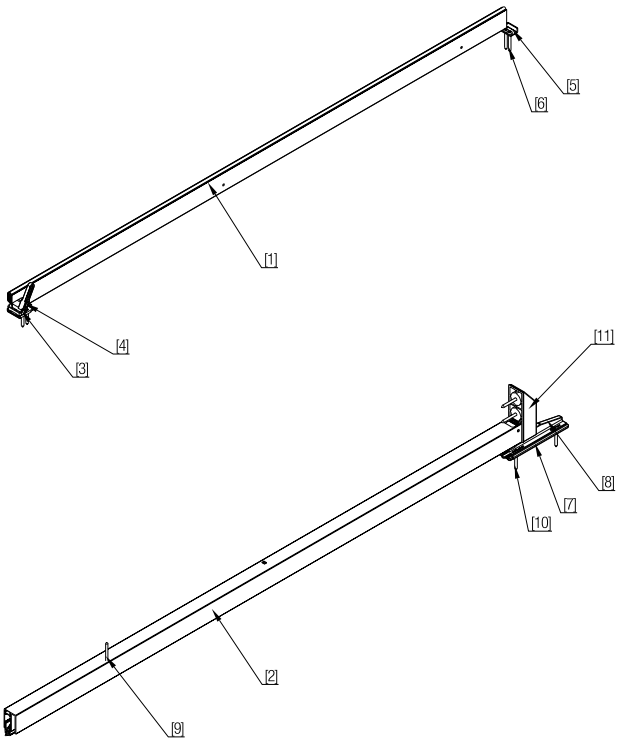

Position Position Position	**Bezeichnung** Désignation Designation	**Anzahl** Numéro Number	**Typ** Type Type			
1	**Hubdichtung** Joint de course Stroke seal	1	**Links/Rechts** Gauche/Droite Left/Right			
			XS	30454		
			S	30385		
			M	30455		
			L	30456		
			XL	30457		
2	**Senkdichtung** Joint vertical Vertikal seal	1	**Links** Gauche Left		**Rechts** Droite Right	
			XS	30446	XS	30447
			S	30387	S	30383
			M	30448	M	30449
			L	30450	L	30451
			XL	30452	XL	30453
3, 4, 5, 6	**Kleinteileset oben** Plateau pour petites pièces Small parts set top	1	**Links** Gauche Left	30390	**Rechts** Droite Right	30392
7, 8, 9, 10	**Kleinteileset unten** Jeu de petites pièces ci-dessous Small parts set below	1	**Links** Gauche Left	30416	**Rechts** Droite Right	30417
11	**Pocketadapter** Adaptateur de poche Pocket adapter	1	**Links/Rechts** Gauche/Droite Left/Right	30418		

Definition left, right / door width calculation

Left type (left hand lock)

Ganzöffnend
Ouverture complète
Fully opening

STB = LMB + 50
STB = LMB + 1 31/32"

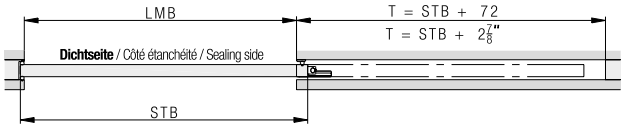

Teilöffnend
Ouverture partielle
Partially opening

STB = LMB + 50
STB = LMB + 1 31/32"

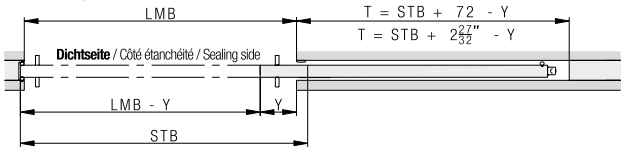

Right type (right hand lock)

Ganzöffnend
Ouverture complète
Fully opening

STB = LMB + 50
STB = LMB + 1 31/32"

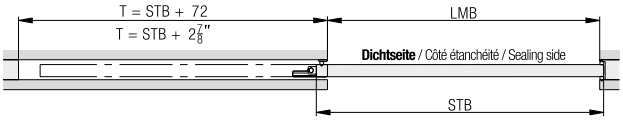

Teilöffnend
Ouverture partielle
Partially opening

STB = LMB + 50
STB = LMB + 1 31/32"

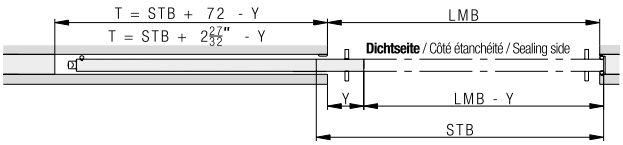

Acoustics set determination

	LMB
Hawa Acoustics XS	2' 5 17/32" - 2' 9 15/32"
Hawa Acoustics S	2' 9 15/32" - 3' 2 3/16"
Hawa Acoustics M	3' 2 3/16" - 3' 7 5/16"
Hawa Acoustics L	3' 7 5/16" - 4' 1/32"
Hawa Acoustics XL	4' 1/32" - 4' 1 7/32"

Further installation examples

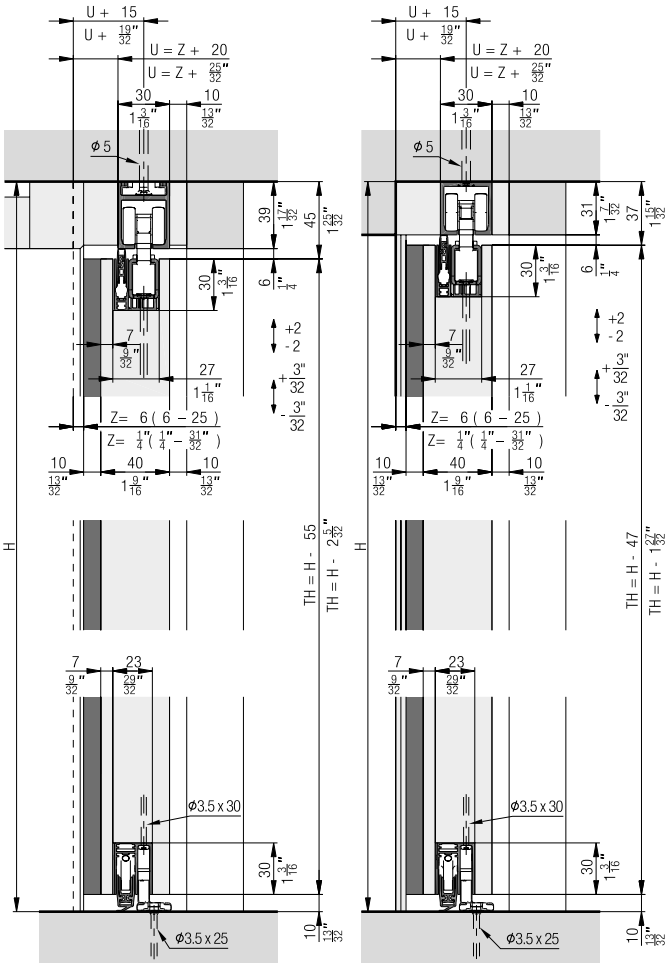

Subject to technical modifications. Metric specifications are exact. Inches are approximate.

Pocket side view, assembly set

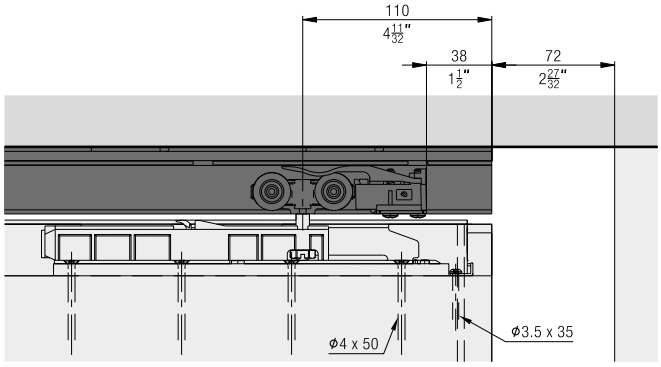

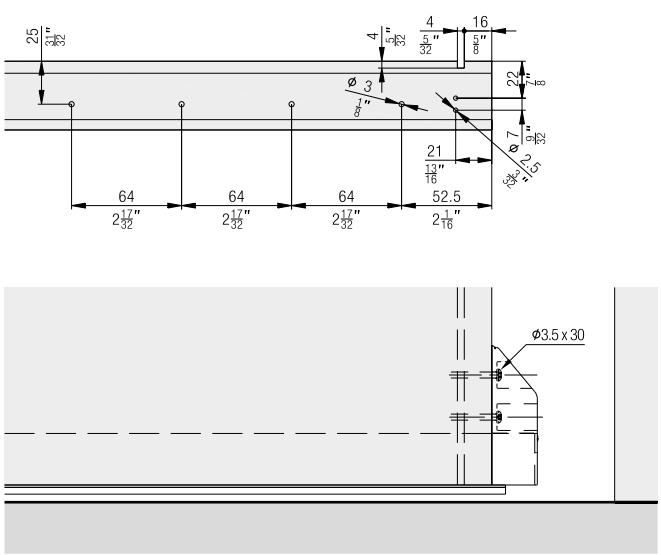

Details of end post at lock side

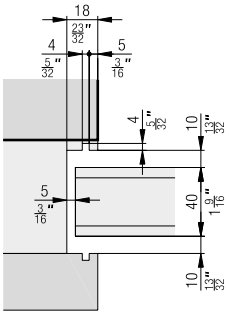

Assembly set/track installation Pocket

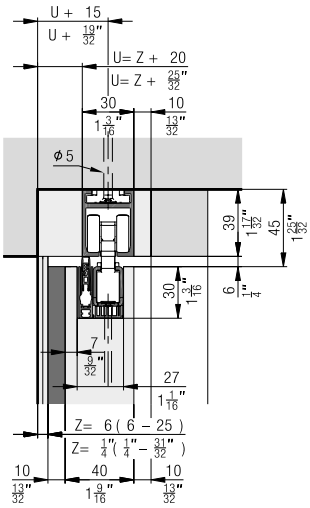

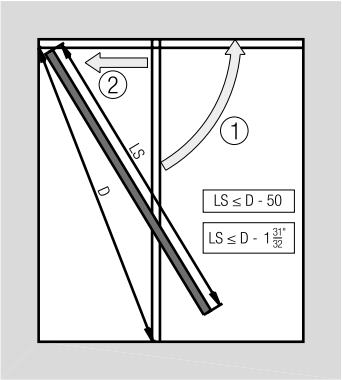

Spring stop

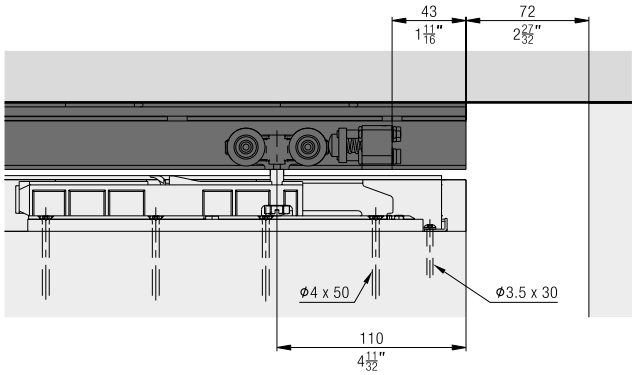

Bottom guide assembly detail

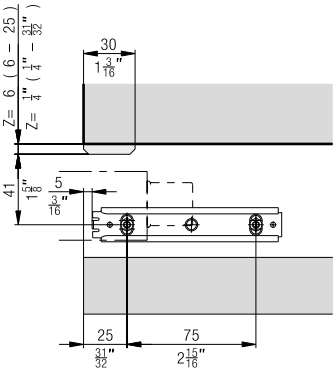

Push-to-open with self closing mechanism

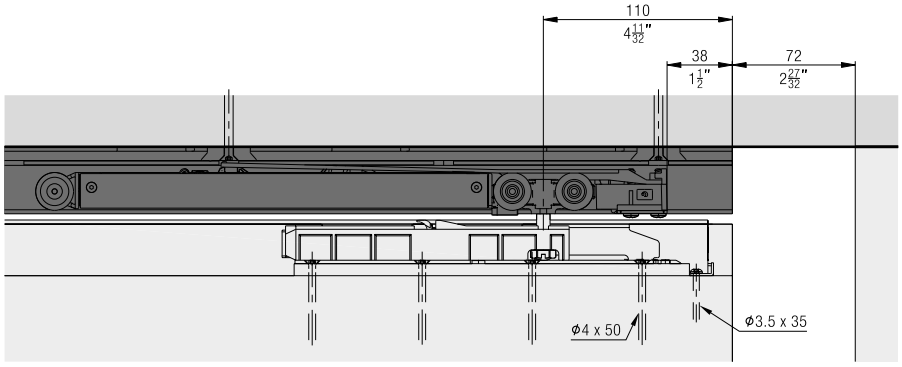

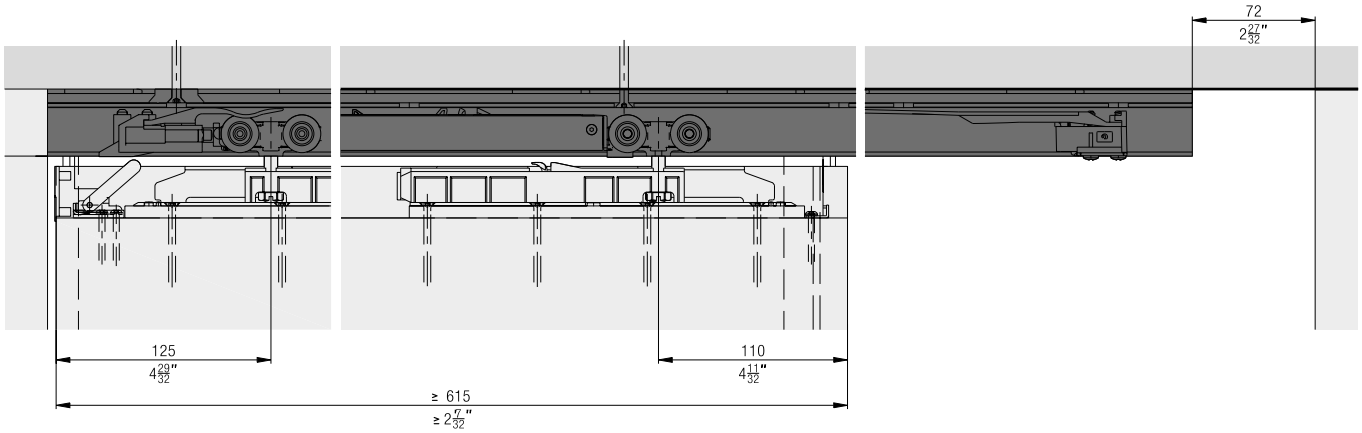

Subject to technical modifications. Metric specifications are exact. Inches are approximate.

Room-to-room sound attenuation

All reference values have been measured on the basis of a practical design. The Rw sound attenuation values specify the expected sound attenuation between the two rooms which are influenced by the wall, the system and the choice of door leaf.

Reference values tested with a lightweight construction wall in accordance with James Hardy (type 1 H 31 / Rw 52 dB), size 2.5 x 2.45 m in accordance with DIN EN ISO 10140-2. Clearance 2.0 x 1.0 m. The sound attenuation relates to the entire structure and specifies which sound attenuation can be expected between the two rooms.

Example walls	System	Thickness of door leaf	Type of door leaf	Estimated sound attenuation effect
				Room to room
				Rw
Wall with minimum acoustic rating of Rw 52 dB	without Hawa Acoustics	39 mm	Single door leaf without sealing system	≈ 18 dB
Lightweight construction wall with metal stand 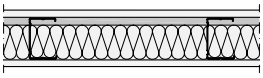	Hawa Porta 60 HMD Acoustics Hawa Porta 100 HMD Acoustics		Single door leaf, approx. 19 kg/m² acoustic rating of Rw 29 dB	≈ 31 dB
			Chipboard, approx. 25 kg/m² No defined acoustic rating	≈ 30 dB
			Door leaf with medium sound attenuation level approx. 25 kg/m², acoustic rating of Rw 39 dB	≈ 34 dB
Lightweight construction wall with wooden stand 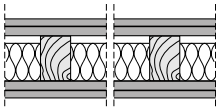	Hawa Junior 100 B Acoustics Hawa Porta 60 HMD Acoustics Hawa Porta 100 HMD Acoustics	44 mm	Single door leaf, approx. 20 kg/m² acoustic rating of Rw 29 dB	≈ 30 dB
			Door leaf with medium sound attenuation level approx. 28 kg/m², acoustic rating of Rw 40 dB	≈ 34 dB
	Hawa Junior 100 B Acoustics	50 mm	Door leaf with high sound attenuation level approx. 33 kg/m², acoustic rating of Rw 42 dB	≈ 35 dB
Solid wall 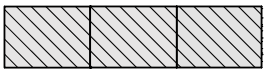	without Hawa Acoustics	39 mm	Single door leaf without sealing system	≈ 20 dB
	Hawa Porta 60 HMT Pocket Acoustics Hawa Porta 100 HMT Pocket Acoustics		Single door leaf, approx. 19 kg/m², acoustic rating of Rw 29 dB	≈ 31 dB
			Door leaf with medium sound attenuation level approx. 25 kg/m², acoustic rating of Rw 39 dB	≈ 37 dB
Acoustic ratings for wall construction according to manufacturer. The acoustic values may vary if installed in different wall types.	Hawa Junior 100 B Pocket Acoustics Hawa Porta 60 HMT Pocket Acoustics Hawa Porta 100 HMT Pocket Acoustics	44 mm	Single door leaf, approx. 20 kg/m² acoustic rating of Rw 29 dB	≈ 32 dB
			Door leaf with medium sound attenuation level approx. 28 kg/m², acoustic rating of Rw 40 dB	≈ 39 dB
	Hawa Junior 100 B Pocket Acoustics	50 mm	Door leaf with high sound attenuation level approx. 33 kg/m², acoustic rating of Rw 42 dB	≈ 41 dB

Planning/execution
Further information about the product can be found on www.hawa.com.

Fitting for top-running wooden doors up to 300 kg (660 lbs.), with surface mounted running track. Wall or ceiling mounting.

Product highlights

Flexibility Three or four point guidance for maximum stability

Comfort Even heavy doors close smoothly and quietly thanks to the ball bearing rollers

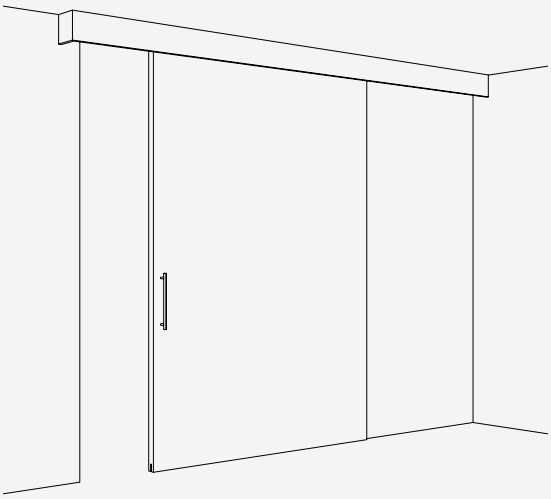

Technical specifications

Max.	300 kg (660 lbs.)
Max.	4000 mm (13'1 15/32'')
Max.	4000 mm (13'1 15/32'')
	40–80 mm (1 9/16'' to 3 5/32'')

Installation examples

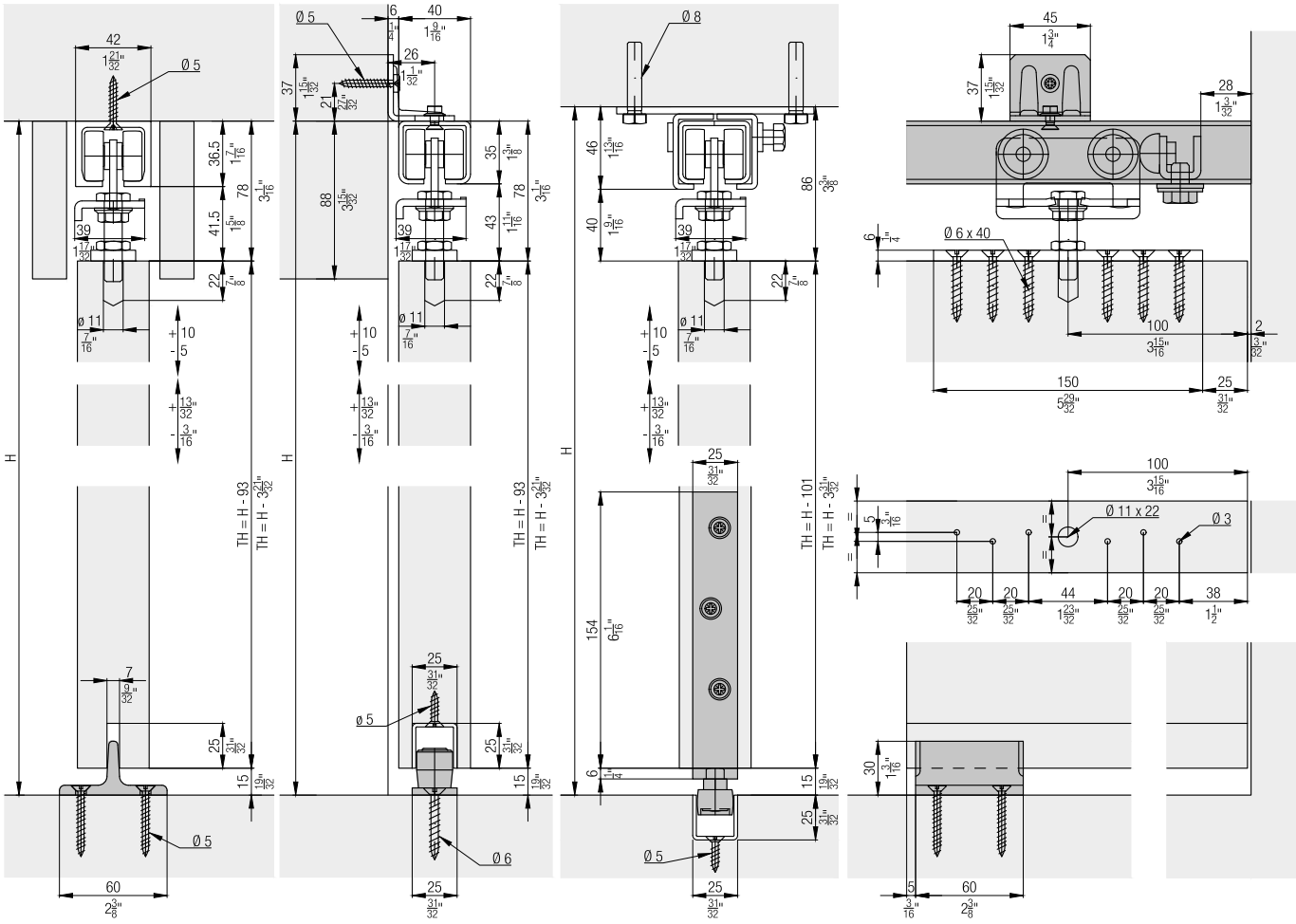

Subject to technical modifications. Metric specifications are exact. Inches are approximate.

Set for ceiling or wall mounting, for 1 wooden door up to 300 kg (660 lbs.)

	No.
Hawa Porta 300 H, for 1 door	058.3000.171

Set consisting of:

		058.3000.171	No.
	Running gear, ball bearings, rollers plastic white	2	058.3005.171
	Stopper, with rubber buffer, steel, zinc-plated	1	058.3008.171
	Suspension bolt, M10x45 mm (13/32"x1 25/32"), steel, zinc-plated	2	058.3006.171
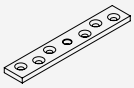	Support bracket, steel, zinc-plated	2	058.3009.101
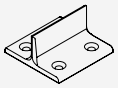	T bottom guide, steel, zinc-plated	1	058.3011.101
	Screw set	1	058.0103.171

Running tracks

		mm (inch)	No.
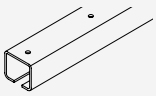	Running track, steel, pre-drilled	3,000 (9' 10 1/8 '')	058.3002.300
		6,000 (19' 8 7/32'')	058.3002.600
		cut to size	058.3002.990
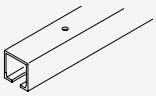	Running track, aluminum, anodized, pre-drilled	3,000 (9' 10 1/8 '')	058.3016.300
		6,000 (19' 8 7/32'')	058.3016.600
		cut to size	058.3016.990

Guide tracks

		mm (inch)	No.
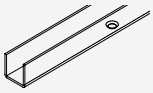	Guide track, steel, zinc-plated, pre-drilled	6,000 (19' 8 7/32'')	058.3013.600
		cut to size	058.3013.990

Bracket set for wall mounting

	No.
Angle bracket for wall mounting, steel, zinc-plated, 10-piece set	057.3005.172

Set consisting of:

		057.3005.172	No.
	Wall mounting angle bracket, steel, zinc-plated	10	057.0169.101
	Countersunk head screw, M5x12 mm (3/16"x15/32"), steel, zinc-plated	10	762.5008.100
	Hexagon nut, M5, steel, zinc-plated	10	768.9025.100

Accessories

		No.
	Bottom guide pin, for screw fixing, for 058.3010.101, 20 mm (25/32")	058.3015.171
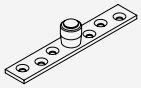	Bottom guide roller, 20 mm (25/32"), steel, zinc-plated	058.3012.171
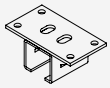	Soffit suspension bracket, for 058.3002.300/600, every 500 mm (1'7 11/16''), steel, zinc-plated	058.3001.171
	Supporting angle bracket/ bottom guide, steel, zinc-plated	058.3010.101
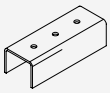	Track connecting U-piece for 058.3002.300/600, steel, zinc-plated, pre-drilled	058.3004.101

Further installation examples

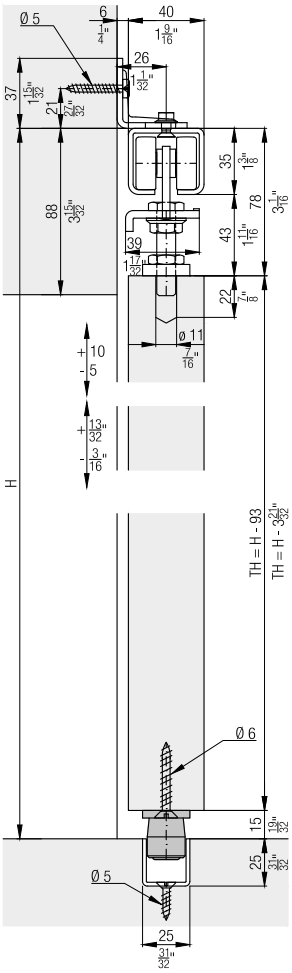

Mounting example with support bracket

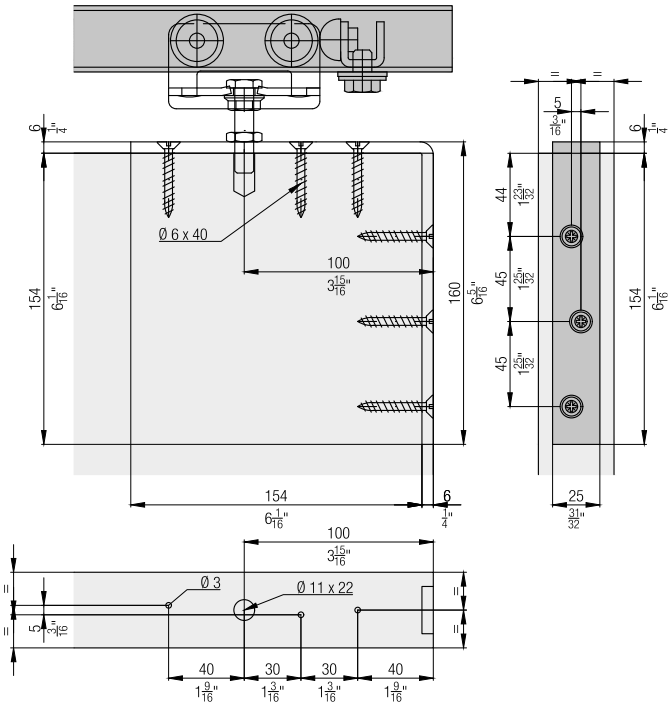

Accessories
– General accessories from page 487

Planning/execution
Further information about the product can be found on www.hawa.com.

Subject to technical modifications. Metric specifications are exact. Inches are approximate.

Fitting for top-running wooden doors up to 600 kg (1320 lbs.), with surface mounted running track. Wall or ceiling mounting.

Product highlights

Flexibility Three or four point guidance for maximum stability

Comfort Even heavy doors close smoothly and quietly thanks to the ball bearing rollers

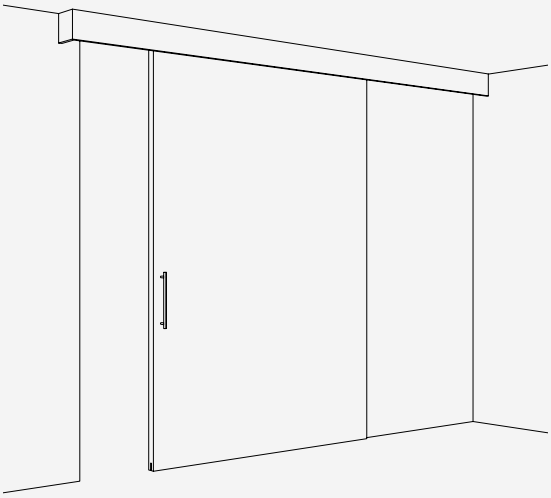

Technical specifications

Max.	600 kg (1320 lbs.)
Max.	6000 mm (19'8 7/32'')
Max.	5000 mm (16'4 27/32'')
	40–100 mm (1 9/16'' to 3 15/16'')

Installation examples

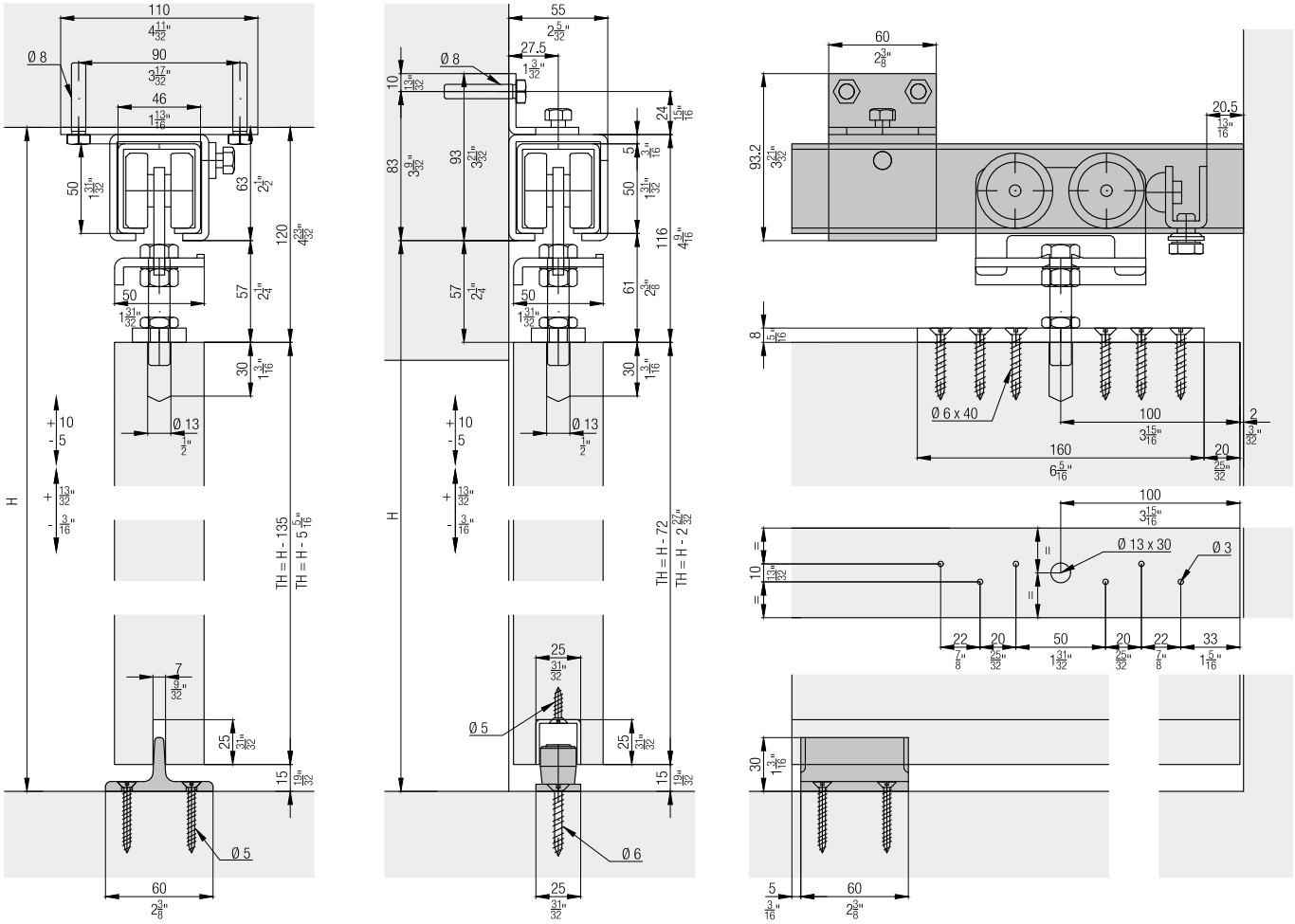

Set for ceiling or wall mounting, for 1 wooden door up to 600 kg (1320 lbs.)

	No.
Hawa Porta 600 H, for 1 door	059.3010.171

Set consisting of:

		059.3010.171	No.
	Running gear, ball bearings, rollers plastic white	2	059.3004.171
	Stopper, with rubber buffer, steel, zinc-plated	1	059.3009.171
	Suspension bolt, M12x60 mm (15/32"x2 3/8"), steel, zinc-plated	2	059.3005.171
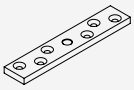	Support bracket, steel, zinc-plated	2	059.3007.101
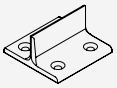	T bottom guide, steel, zinc-plated	1	058.3011.101
	Screw set	1	058.0103.171

Running tracks

		mm (inch)	No.
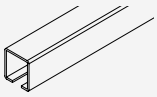	Running track, steel, zinc-plated	6,000 (19' 8 7/32'')	059.3000.600
	Running track, steel ,zinc-plated	cut to size	059.3000.990

Guide tracks

		mm (inch)	No.
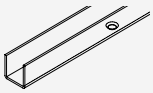	Guide track, steel, zinc-plated, pre-drilled	6,000 (19' 8 7/32'')	058.3013.600
		cut to size	058.3013.990

Accessories

		No.
	Connecting sleeve, steel, zinc-plated	059.3001.171
	Ceiling suspension bracket, steel, zinc-plated	059.3002.171
	Wall suspension bracket, steel, zinc-plated	059.3003.171
	Bottom guide pin, for screw fixing, for 058.3010.101, 20 mm (25/32")	058.3015.171
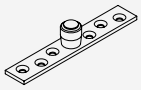	Bottom guide roller, 20 mm (25/32"), steel, zinc-plated	058.3012.171
	Supporting angle bracket/bottom guide, steel, zinc-plated	058.3010.101

Subject to technical modifications. Metric specifications are exact. Inches are approximate.

Installation examples bottom guides

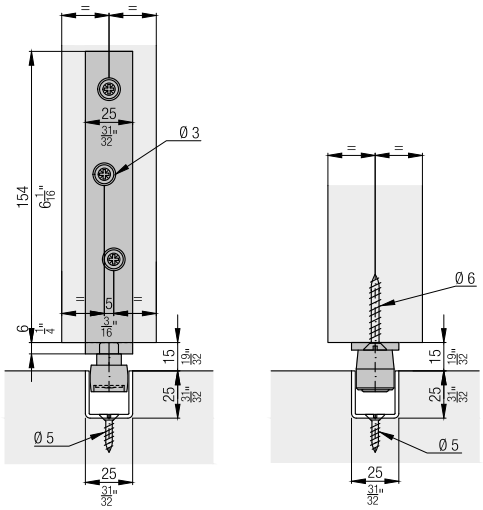

Mounting example with support bracket

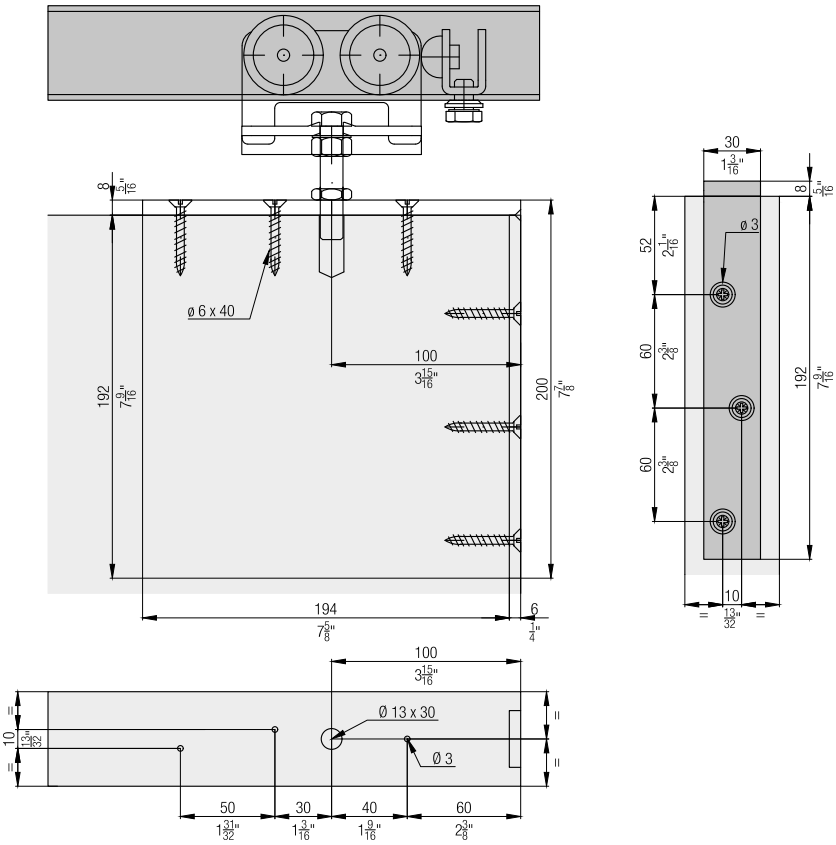

Accessories
– General accessories from page 487

Planning/execution
Further information about the product can be found on www.hawa.com.