






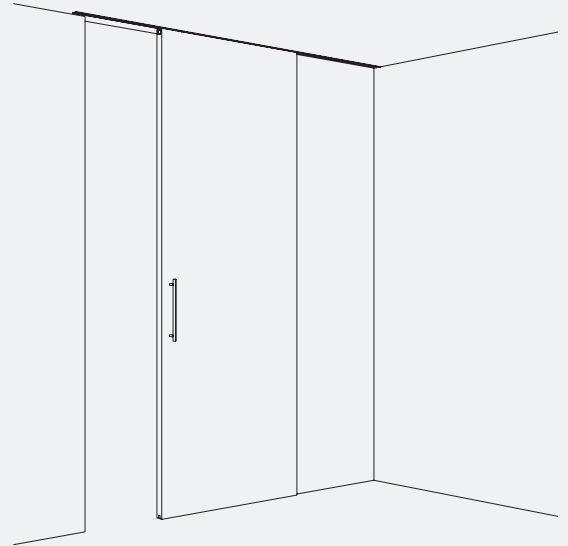
Fitting for top-running wooden doors up to 80 kg (176 lbs.), with surface mounted running track or running track flush with the ceiling. Optionally with soft and self closing mechanism. Wall or ceiling mounting. Minimal installation height.

Product highlights

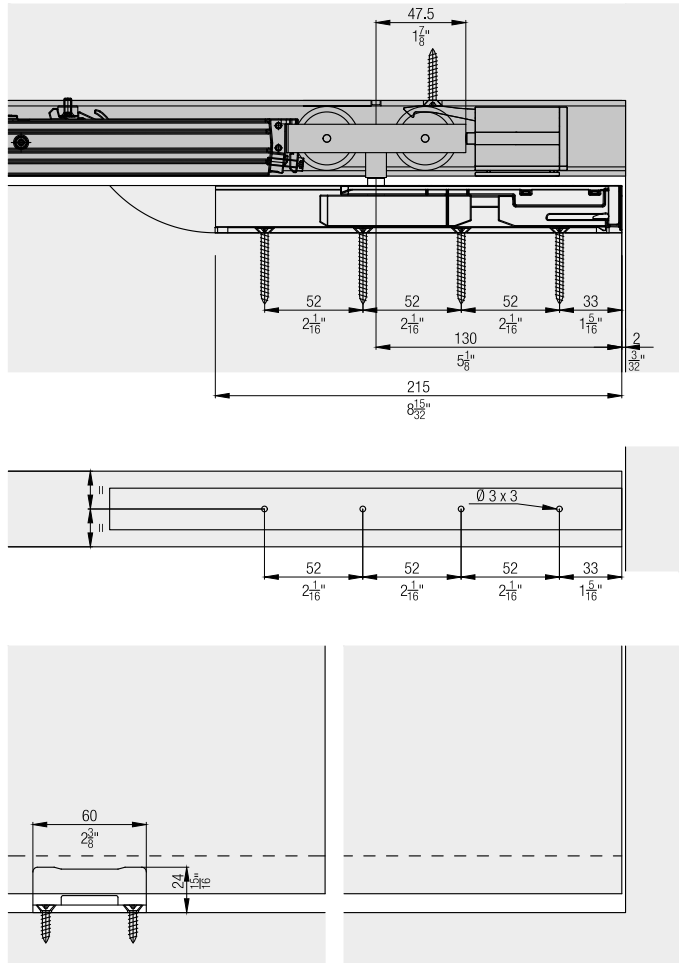
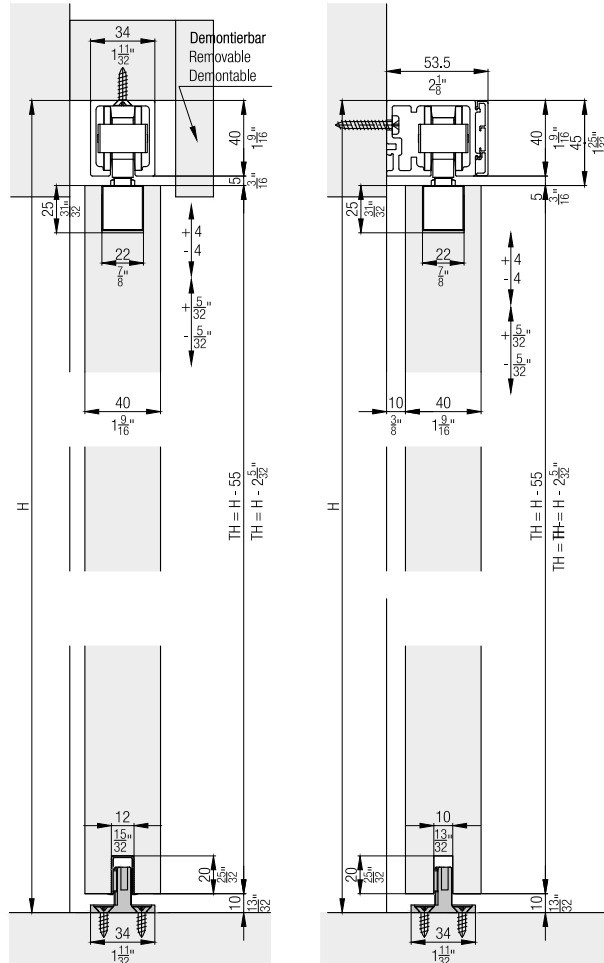
-  **Flexibility** Running tracks for wall and ceiling mounting with integrated clip-on system for clip-on panels
-  **Productivity** Tool-less door mounting

Technical specifications

-  Max. 80 kg (176 lbs.)
-  Max. 4000 mm (13'1 15/32")
-  Max. 3000 mm (9'10 1/8")
-  35–80 mm (1 3/8" to 3 5/32")



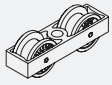
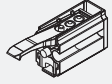
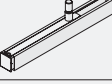
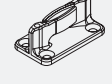


Installation examples






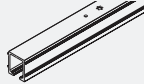

Set for 1 wooden door up to 80 kg (176 lbs.)

	No.
Hawa Junior 80 B, for 1 door	24617
Hawa Junior 80 B, with a 20 mm (25/32") longer suspension bolt M10, for 1 door	24851

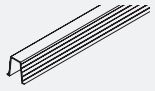
Set consisting of:

		24617	24851	No.
	Running gear, 2-wheeled, M10, plastic wheels	2	2	10407
	Stopper Hawa Junior 80/100, with adjustable retention spring	2	2	30138
	Suspension profile, plate with screw M10	2		24246
	Bottom guide, zero tolerance, groove width 10 mm (13/32"), plastic black	1	1	14427
	Screw-on rubber door stop	1	1	10629
	Suspension profile, plate, with 20 mm (25/32") longer screw M10, ceiling integration		2	24846


Running tracks

		mm (inch)	No.
	Running track, aluminum, anodized, pre-drilled	1,400 (4' 7 1/8 ")	10189
		1,600 (5' 3 ")	10190
		1,800 (5' 10 7/8 ")	10191
		2,000 (6' 6 3/4 ")	10192
		2,200 (7' 2 5/8 ")	10193
		2,500 (8' 2 7/16 ")	10194
		3,000 (9' 10 1/8 ")	18532
		4,000 (13' 1 15/32 ")	18533
		6,000 (19' 8 7/32 ")	10186
		cut to size	10188
	Running track, aluminum, stainless steel look, brushed, pre-drilled	4,000 (13' 1 15/32 ")	20005
		6,000 (19' 8 7/32 ")	20004
		cut to size	20006
	Running track, wall mounting, aluminum, anodized, pre-drilled	2,000 (6' 6 3/4 ")	27673
		2,500 (8' 2 7/16 ")	30323
		3,000 (9' 10 1/8 ")	27672
		4,000 (13' 1 15/32 ")	30324
		6,000 (19' 8 7/32 ")	27671
		cut to size	27695
	Running track, ceiling mounting, aluminum, anodized, pre-drilled	2,000 (6' 6 3/4 ")	27677
		2,500 (8' 2 7/16 ")	30320
		3,000 (9' 10 1/8 ")	27676
		4,000 (13' 1 15/32 ")	30321
		6,000 (19' 8 7/32 ")	27675
		cut to size	27696
	Running track, ceiling integration, aluminum, anodized, pre-drilled	2,500 (8' 2 7/16 ")	27664
		4,000 (13' 1 15/32 ")	27663
		6,000 (19' 8 7/32 ")	30325
		cut to size	27665

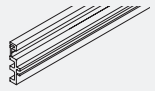
Guide tracks

		mm (inch)	No.
	Guide track, for groove mounting, plastic, 10-piece set	1,300 (4' 3 3/16")	14540

Panels

		mm (inch)	No.
	Clip-on panel to running track, aluminum, anodized	2,000 (6' 6 3/4 ")	27689
		2,500 (8' 2 7/16")	30328
		3,000 (9' 10 1/8 ")	27688
		4,000 (13' 1 15/32")	30330
		6,000 (19' 8 7/32")	27687
		cut to size	27698





Spacer tracks

		mm (inch)	No.
	Spacer track, for wall mounting, plastic, gray	2,000 (6' 6 3/4 ")	057.3054.200
		cut to size	057.3054.990

Panel end component set, 53 mm (2 3/32"), aluminum

	No.
Panel end component set, left, 53 mm (2 3/32"), anodized	30145
Panel end component set, right, 53 mm (2 3/32"), anodized	30146





Set consisting of:

		30145	30146	No.
	Panel end component B, left, 53 mm (2 3/32"), aluminum, anodized	1		30034
	Bracker connector, steel, zinc-plated	1	1	057.3051.101
	Screw, M4x2.6 mm (5/32"x 1/8"), steel, zinc-plated	2	2	011.0101.171
	Panel end component B, right, 53 mm (2 3/32"), aluminum, anodized		1	30036

Panel end component set, 60 mm (2 3/8 "), aluminum


	No.
Panel end component set, left, 60 mm (2 3/8"), anodized	30147
Panel end component set, right, 60 mm (2 3/8"), anodized	30148

Set consisting of:

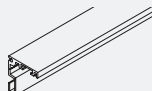
		30147	30148	No.
	Panel end component B, left, 60 mm (2 3/8"), aluminum, anodized	1		30030
	Bracker connector, steel, zinc-plated	1	1	057.3051.101
	Screw, M4x2.6 mm (5/32"x 1/8"), steel, zinc-plated	2	2	011.0101.171
	Panel end component B, right, 60 mm (2 3/8"), aluminum, anodized		1	30035

Soft close SoftMove 80




For soft closing in opening and closing direction order 2 sets.

	No.
 Soft closing mechanism SoftMove 80	22444

Angled profiles for wall mounting


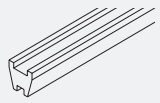

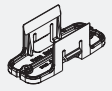

		mm (inch)	No.
	Angled profile for wall mounting, aluminum, anodized, pre-drilled	2,500 (8' 2 7/16")	24947
		4,000 (13' 1 15/32")	24946
		6,010 (19' 8 5/8 ")	24945
		cut to size	24948

Individual components to angled profile

		No.
	Assembly set to angled profile, 10-piece set	17786
	Cover cap to angled profile, both sides, steel, chrome-plated, matt	24932
	Connecting pins to profiles, 2-piece set	21347

Hawa Adapto 80 concrete casting system, without fixed glazing

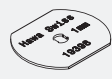




	No.
Inset profile for concrete surfaces Hawa Adapto 80, without fixed glass, 2500 mm (8'2 7/16")	20216
Inset profile for concrete surfaces Hawa Adapto 80, without fixed glass, 4000 mm (13'1 15/32")	20217

		mm (inch)	20216	20217	No.
	Inset profile for concrete surfaces, without fixed glass, aluminum	2,500 (8' 2 7/16")	1		20087
	Polystyrene insert, without fixed glass	1,000 (3' 3 3/8 ")	2	4	19418
	Polystyrene insert, without fixed glass	500 (1' 7 11/16")	1		19556
	Assembly clips, plastic, black, without fixed glass		4	5	19344
	Cover cap, without fixed glass, plastic, gray		2	2	19366
	Inset profile for concrete surfaces, without fixed glass, aluminum	4,000 (13' 1 15/32")		1	20088



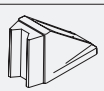
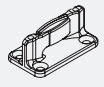

Assembly set for Hawa Adapto 80

	No.
Assembly set, with countersunk head screw, length up to 2500 mm (8'2 7/16")(8'2 7/16")	22841
Assembly set, with countersunk head screw, length 2501–4000 mm (8'2 15/32"–13'1 15/32")	22842

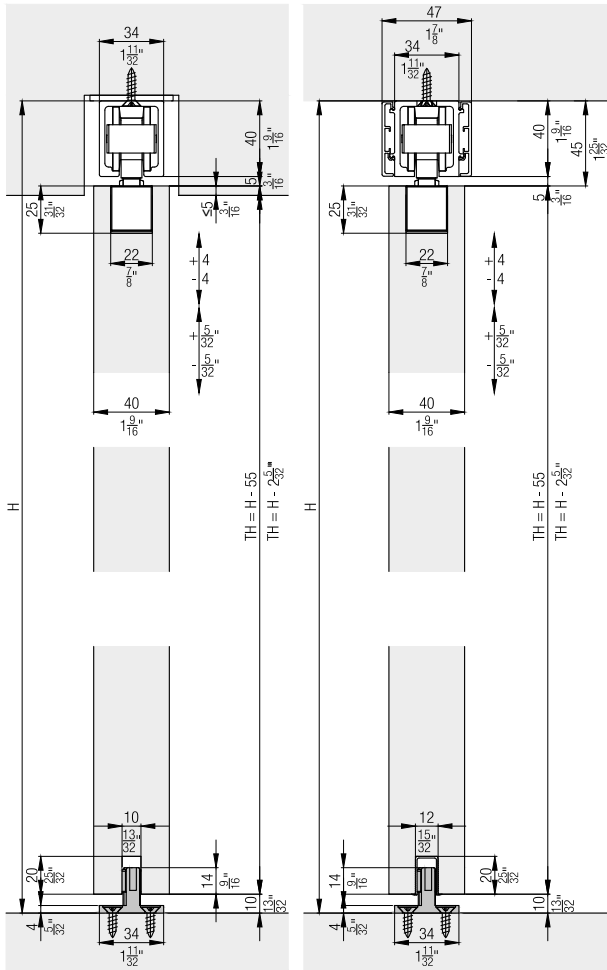
Set consisting of:

		22841	22842	No.
	Distance plate, plastic, 1 mm (1/32")	2	2	19398
	Distance plate, plastic, 2 mm (3/32")	2	2	19399
	Distance plate, plastic, 3 mm (1/8")	2	2	19400
	Distance plate, plastic, 5 mm (3/16")	4	4	19401
	Special countersunk screws, 6x21 mm, 10-piece set	1	2	22844

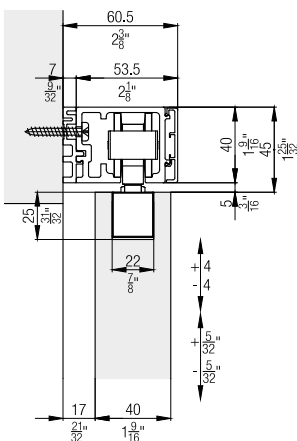
Accessories

	No.
	Cover cap to running track, both sides, steel, stainless steel look 24957
	Cover cap to running track, both sides, steel, chrome-plated, matt 24956
	Bottom door stopper, with centering, stainless steel look 21473
	Bottom door stopper, with centering, chrome-plated, matt 20773
	Bottom guide, rattle proof, groove width 10 mm (13/32"), plastic, black, 10-piece set 25958

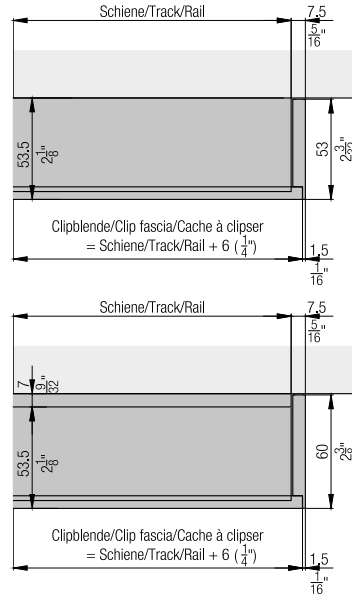
Further installation examples



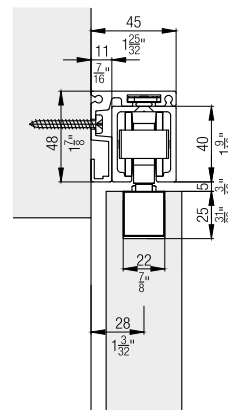
Further installation examples with spacer track



Calculations of clip-on panels

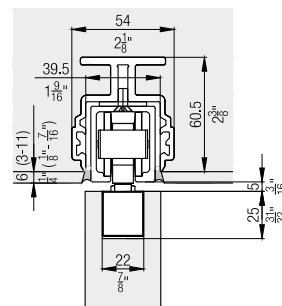


Angled profile for wall mounting



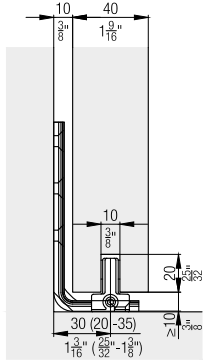
Hawa Adapto 80 concrete casting system

The Hawa Adapto 80 concrete casting system can be easily and efficiently integrated into the building shell and allows Hawa Junior 80 running tracks to be installed flush with the ceiling.



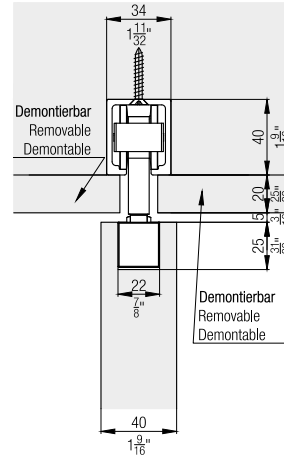
Hawa Comfort 120

The convenient solution to an old problem. Inadequate fastening options in brittle sub-floors or in the area of floor heating. This bottom guide is mounted on the wall.



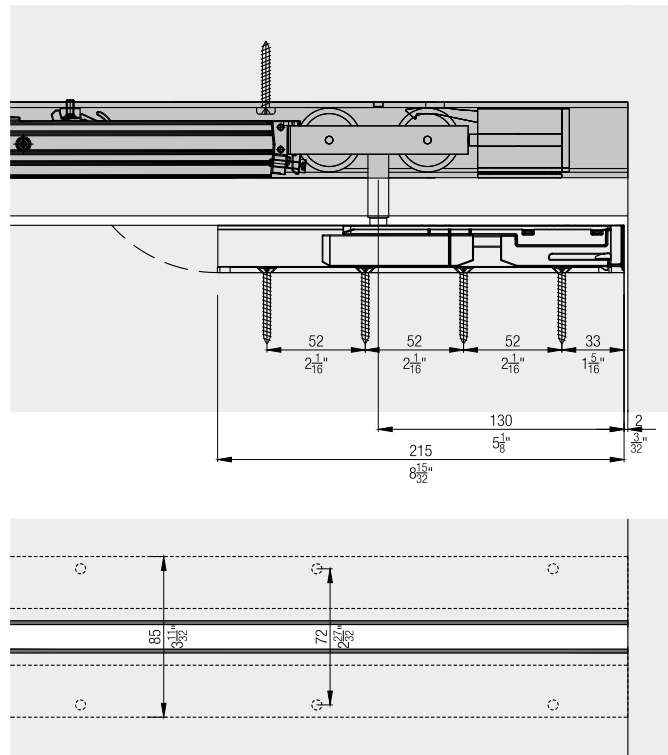
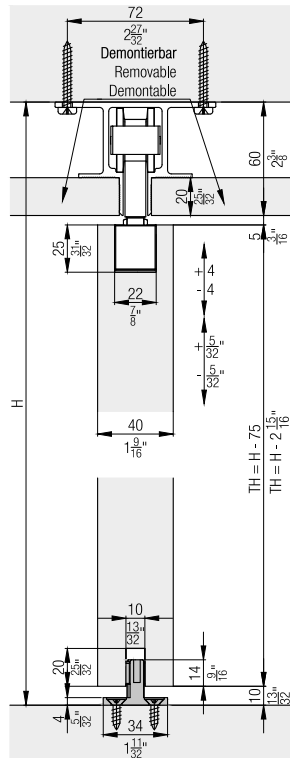
Version with 20 mm (25/32") longer hanger bolt

Thanks to the 24851 set, the running track can be covered from below, using removable ceiling elements.



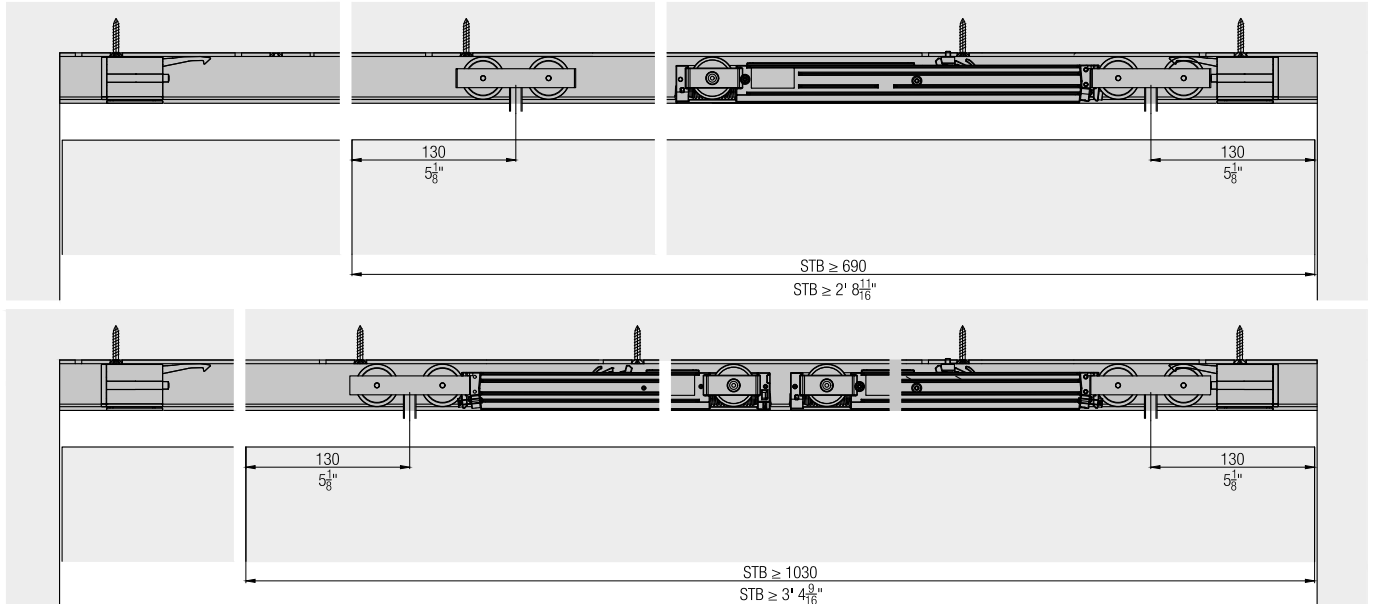
Ceiling integration

Recommendation: For systems integrated into the ceiling, provide assembly openings or front access to the system – front access of SoftMove is always mandatory.



SoftMove 80 soft closing mechanism

Completely integrated into the running track, the SoftMove decelerates sliding doors and draws them into their final position.



Accessories

- Hawa Junior bottom guides for wall mounting from page 508
- Lock solutions from page 511
- General accessories from page 518

Planning/execution

Further information about the product can be found on www.hawa.com.